

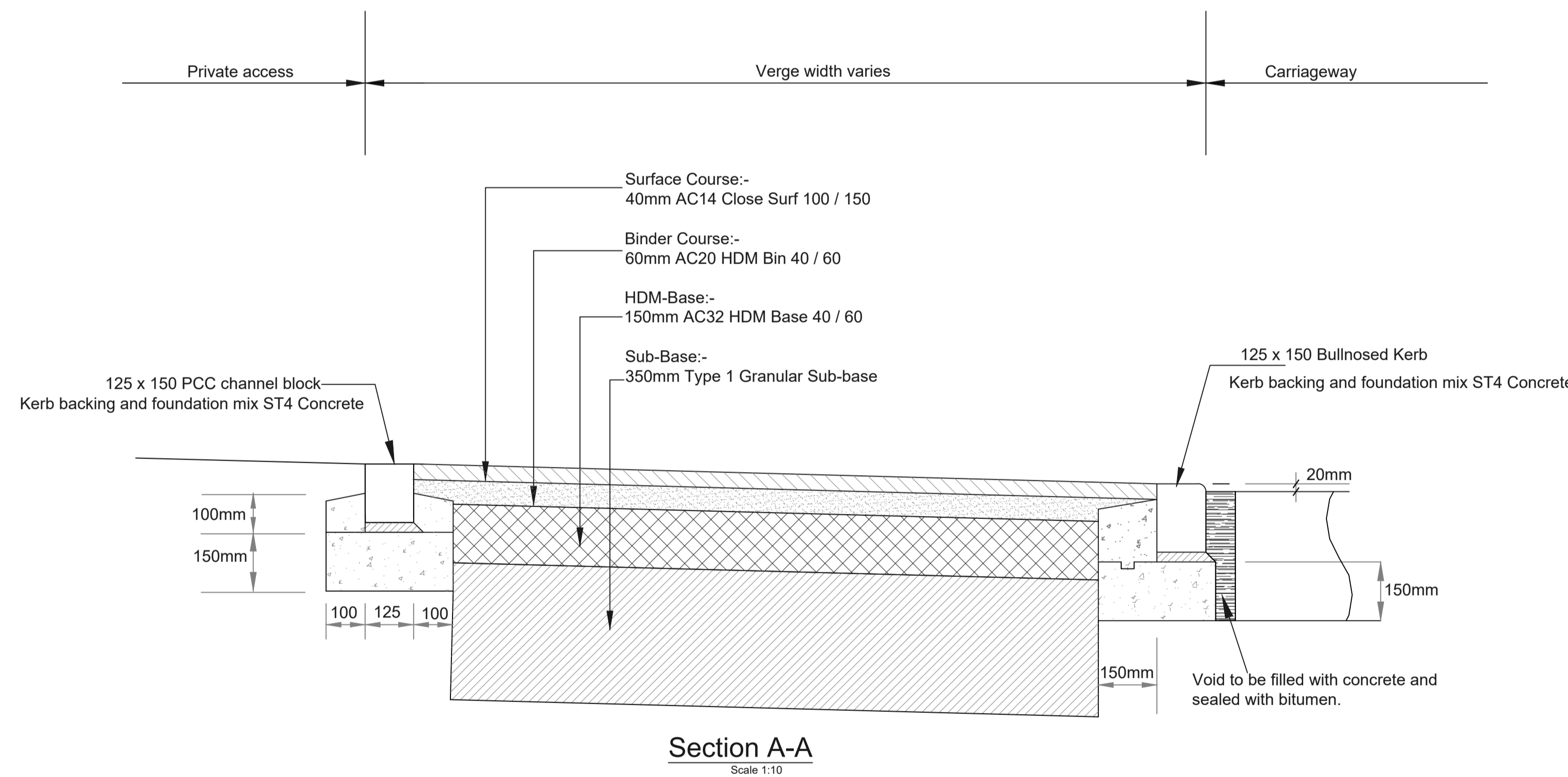
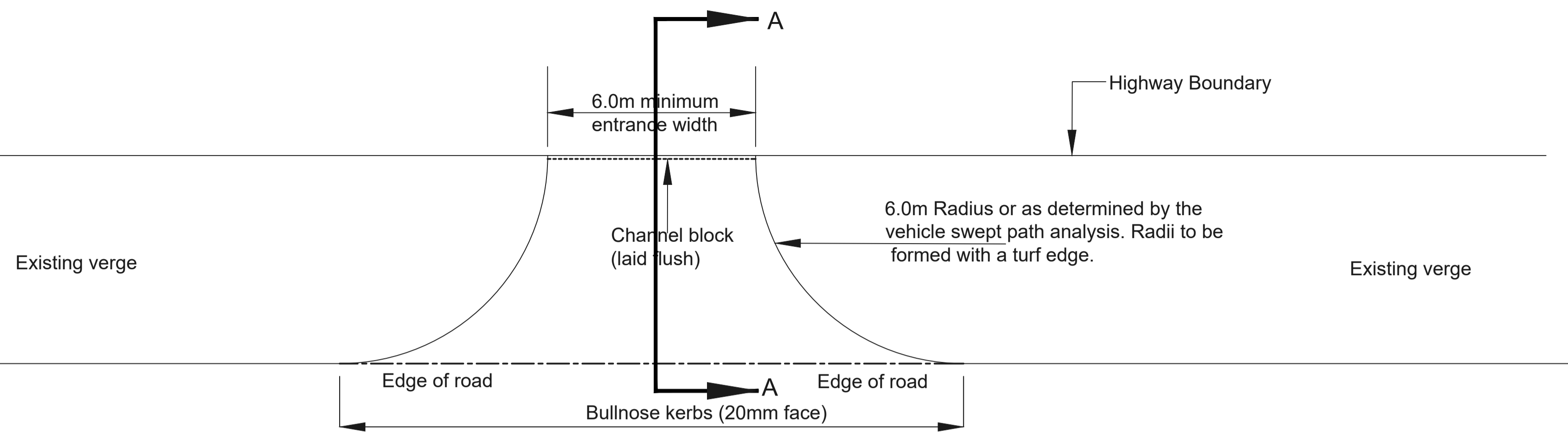
DO NOT SCALE

Designers Risk Notes

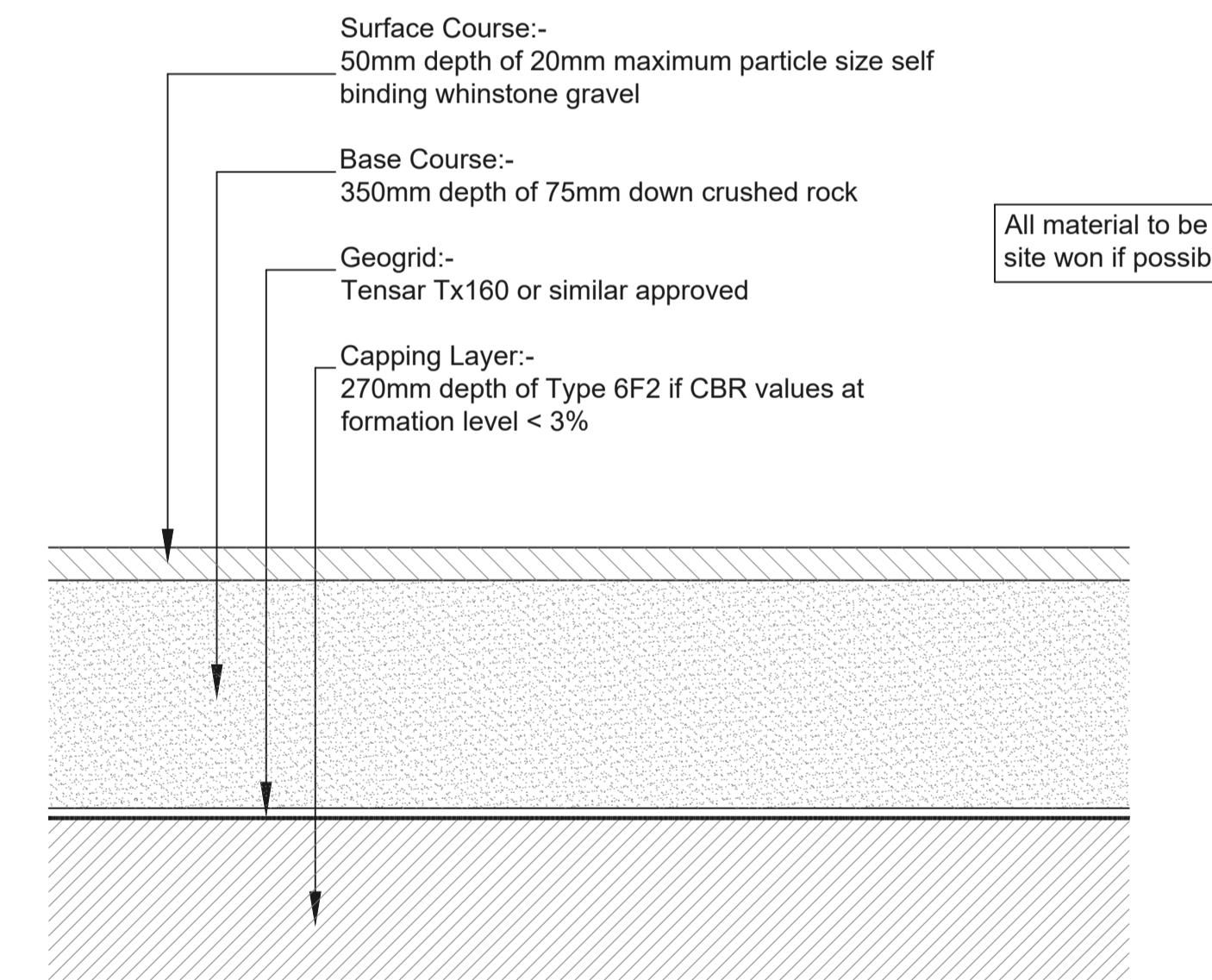
- In accordance with the Construction (Design & Management) Regulations 2015, it is the policy of this practice to 'Design Out' as many identifiable risks as possible for the construction, operation and maintenance of the project.
- All drawings are to be read in conjunction with the Pre-Construction Information which is defined in the Construction (Design & Management) Regulations 2015.
- A competent Contractor should be aware of 'Normal' risks involved with the construction process. However, additional precautions will need to be considered for the following items:
 - A) None identified.
- Safe methods and systems of work remain the responsibility of the Contractor and must be identified in the Construction Phase Plan. The Construction Phase Plan must be in place prior to the start of any mobilization or site works.
- Residual risks that have been identified and cannot be 'Designed Out' are as follows:
 - A) None identified.
- If any party using this drawing considers that there are 'Abnormal' risks that have not been identified above, then the Engineers should be notified.

General Notes

- This drawing is to be read in conjunction with all other information by relevant parties classed as Designers under the Construction (Design & Management) Regulations 2015.
- Only figured dimensions are to be worked from. The Contractor is to check all dimensions on site and report any discrepancies to the Engineer.
- All dimensions are in metres unless noted otherwise.



Typical NCC Type C Access Specification



Access Road/Coach Park Area

Rev	Description	By	Ckd	Date
A	Construction detail for access road/coach park area amended.	A	NMS	15/01/19



Drawing Status:	PRELIMINARY
Client:	Lord Devonport
Project:	Elizabeth Landmark, Cold Law
Drawing Title:	Construction Details
Drawing No:	2542C / 510
Scale:	1: Varies @ A1
By:	PK
Ckd:	NMS
Date:	Jan' 19