

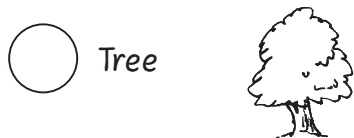





# All around us: where do they live?

Look at the key at the bottom of this page.  
Use different colour pencils to show where you would find...

 Draw a line from each animal to the place where they live.  
Some connect to more than one.



 Key: Porpoise – grey    Birch – green  
Robin – red    Daisy – orange  
Bluebells – blue    Chaffinch – yellow



# Learning with William Turner in the Turner Garden and Carlisle Park



William was a boy who lived a long time ago in Morpeth. When he grew up he wrote about animals and plants he saw here.



Funding from



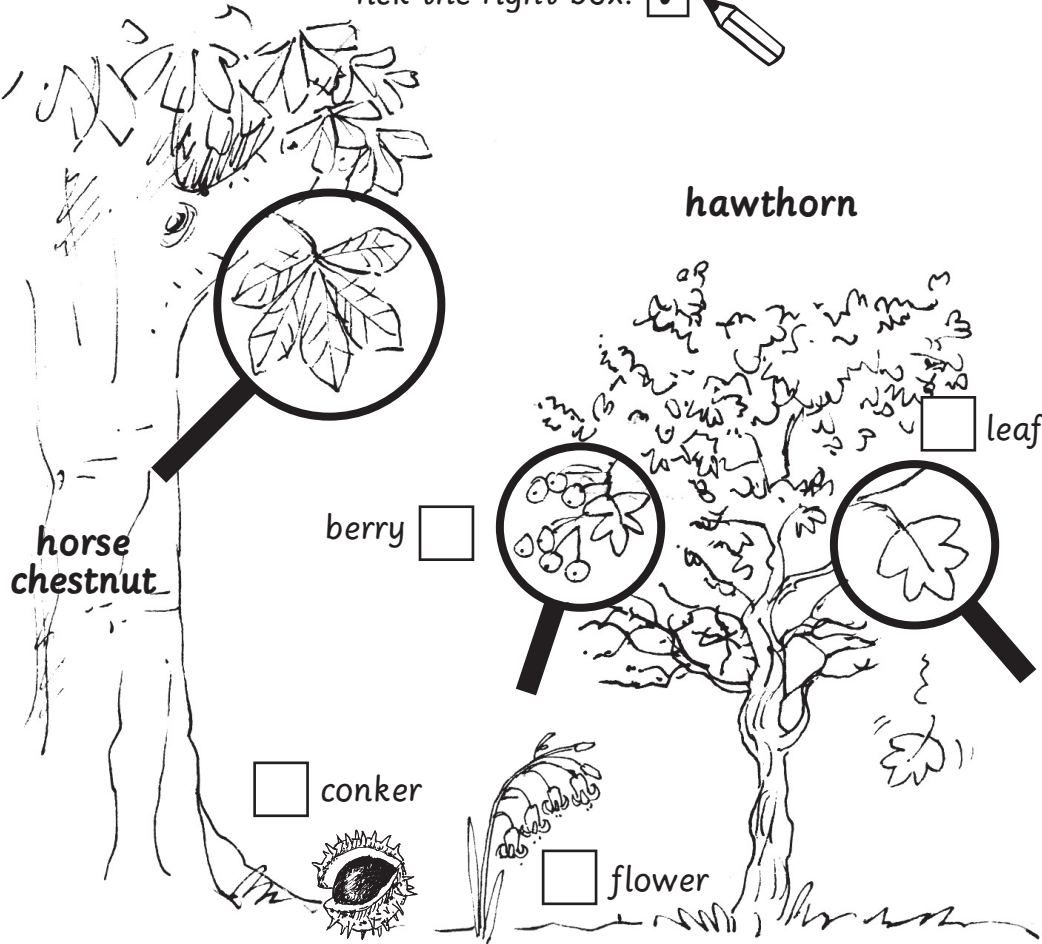
**Northumberland**  
County Council

with assistance from Morpeth Town Council and KEVI PTA

# I-Spy!

See if you can find a flower, a leaf, a tree, a conker or berry, but DO NOT pick!

Tick the right box!



Take a photograph or draw a tree...

or a flower...

or a conker...

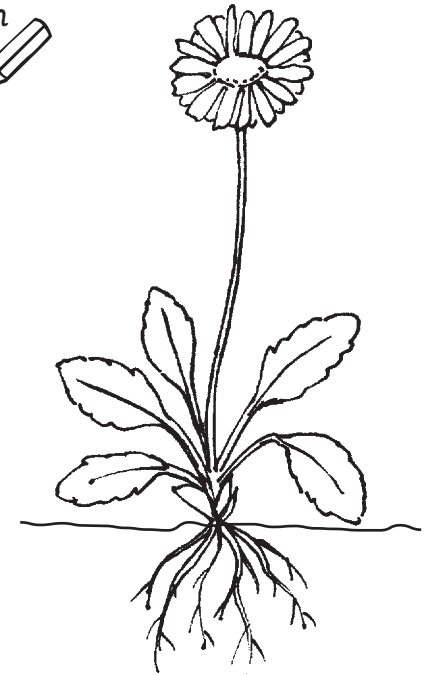
or a leaf...

or a berry...


# What parts can you name on a daisy?

Use a pencil to draw a line from each word to the right part of the plant

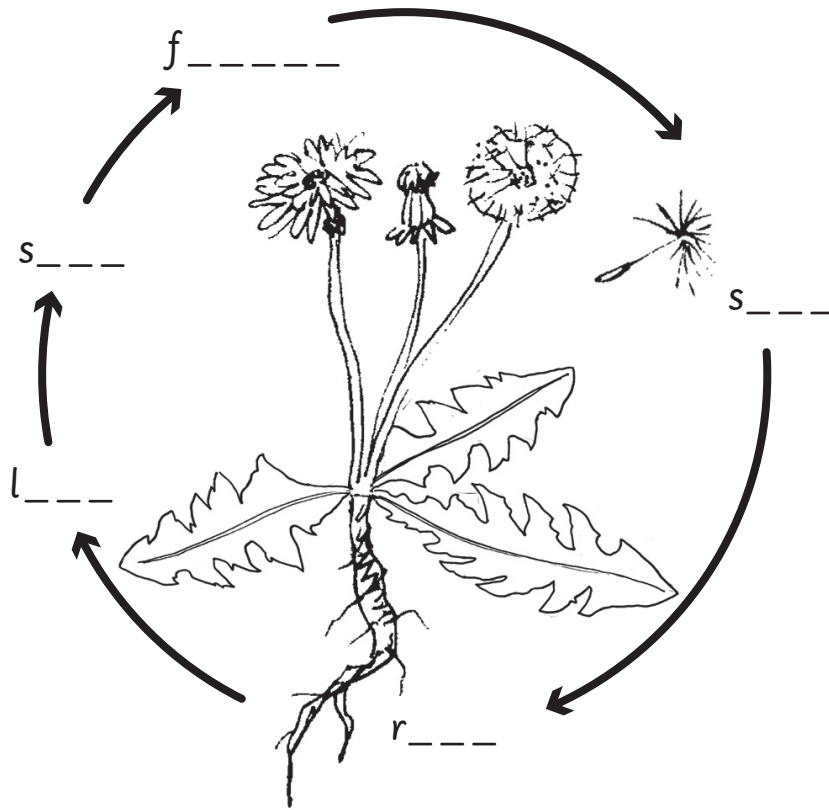
- leaf
- flower
- root
- stem



Do your own drawing of a daisy here! →



# Lifecycle of a plant




Can you label the dandelion?

- leaf
- stem
- root
- flower
- seed

# Find living and non-living objects in the park.

Colour things that are living.

Circle non-living things.



# Can you see which are similar?

Match with the pictures and write the name on the dotted line.



duck  
(animal that flies)

-----



mouse  
(animal that runs)

-----



daisy  
(plant)

-----



horse chestnut  
(tree)

-----



seal  
(animal that swims)


-----



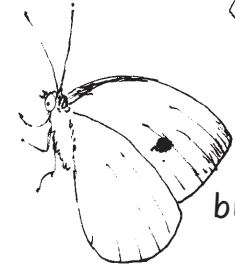
bluebells



oak tree



rabbit



butterfly




birch tree



hedgehog




chaffinch



porpoise




wild garlic



robin



bee



shark