



Northumberland County Council

RECORD OF DECISION TAKEN BY DIRECTOR OF LOCAL SERVICES AND HOUSING

PROPOSED ADDITIONAL PARKING RESTRICTIONS - VARIOUS STREETS AROUND MOWBRAY PRIMARY SCHOOL

Purpose of Report

To consider the results of the public consultation exercise, regarding the proposed introduction of additional parking restrictions in various streets around Stakeford Primary School.

Recommendations

It is recommended that in view of the consultation exercise, and to improve road safety in the area, the following Experimental Traffic Regulation Orders are introduced:-

- **No Waiting at Any Time Parking Restriction (Double Yellow Lines) on Stakeford Lane and Coleridge Drive as originally proposed.**
- **No Waiting at Any Time Parking Restriction (Double Yellow Lines) on Mowbray Court**
- **No Waiting Monday - Friday 08:00 - 09:30 and 14:30 - 16:00 Parking Restriction (Single Yellow Lines)**

A further decision will be made on these restrictions towards the expiration of the Experimental Traffic Regulation Order.

Link to Corporate Plan

This report is relevant to the 'Stronger Communities and Families' priority included in the NCC Corporate Plan 2013-2017.

Key Issues

- 1) Scheme being funded by LTP
- 2) The scheme will assist in improving road safety in the area.
- 3) Scheme supported by Councillor Ledger and Choppington Parish Council.
- 4) Scheme supported by Mowbray Primary School
- 5) Scheme supported by Mowbray Day Centre
- 6) The scheme compliments the 20mph Speed Limit which is being introduced during 2017/18.

- 7) According to our records, 92% of children at Mowbray Primary School live under one mile away from the school, as such we continue to work with the school to encourage alternative methods of travel such as walking and cycling.

Background

- 1) Concerns have been raised by local residents, Councillor Ledger, Choppington Parish Council and Mowbray Primary School about indiscriminate parking on Stakeford Lane, and other streets in the vicinity of Mowbray Primary School, which is causing a road safety issue. Councillor Ledger therefore requested that officers consult residents on various proposed additional parking restrictions, which, subject to favourable consultation, should assist in improving the current situation.
- 2) These proposals were the subject of a consultation exercise that involved the delivery of a consultation letter to 67 households / businesses and approximately 30 statutory consultees, including the emergency services and various disabled and transport associations/organisations. A plan showing the proposals is attached together with a copy of the consultation letter (see Appendix A).

Consultation

- 3) The consultation exercise ended on 25th November 2016, and responses were received from 29 consultees, with 20 in favour and 8 against the proposals. One consultee did not express a preference. Two responses were received from statutory consultees. These were from the North East Ambulance Service who did not express a preference and the Council's Parking Services Team who welcomed the scheme as they receive many verbal complaints from concerned residents who are unable to enter/exit their streets at certain times of the day due the indiscriminate parking at school start and finish times. A summary of all responses received is attached as Appendix B.

Sherbourne Villas Responses (9 Responses, 6 in favour, 3 against) In Favour

- 4) Whilst indicating their support for the proposed scheme, the following comments were made:-
 - Scheme is long overdue, however restrictions should cover all of Sherbourne Villas.
 - Residents Permit Parking should be considered in Sherbourne Villas.

Objections

- 5) Whilst objecting to the proposed scheme, the following comments was made:-
- Parking is managed internally by residents of Sherbourne Villas due to the limited space available, and will be made worse by the introduction of restrictions.
 - Parking restrictions required at junction only.
 - The main issue is obstruction of the footpath.
 - Residents Permit Parking would be a preferred option.
 - In full agreement of proposals on Stakeford Lane.
 - Speed Limit needs to be reduced outside the school.
 - Drop off / Pick up point is needed at school.

Mowbray Court Responses (8 Responses, 6 in favour, 2 against) In Favour

- 6) Whilst indicating their support to the proposed scheme, the following comments were made:-
- Scheme is long overdue, however single yellow lines should be made double.
 - Residents Permit Parking should be considered in Mowbray Court.

Objections

- 7) Whilst objecting to the proposed scheme, the following comments was made:-
- Parking for residents is limited and residents park additional vehicles where restrictions are proposed.

Coleridge Drive Responses (6 Responses - 5 in favour, 1 against) In Favour

- 8) Whilst indicating their support to the proposed scheme, the following comments were made:-
- Scheme is long overdue, the existing inconsiderate and dangerous parking during school start and finish times compromises the safety of other road users.
 - Concerned that the scheme may result in similar problems further into the estate.
 - Traffic calming measures should be provided.

Objections

- 9) Whilst objecting to the proposed scheme, the following comments was made:-

- The problem is only for a short period of time twice a day, and at least cars are off the main road.
- Alternative parking should be provided.

Other Responses

10) Mowbray Day Centre have commented that they are in favour of the proposals on Stakeford Lane as they will significantly improve road safety at the centre which operates between 08:30 and 16:00. It is difficult to gain access to and from the site as a result of indiscriminate parking.

Response to comments

- 11) In response to the comments made regarding the request for a reduced speed limit, this is something already under consideration. A 20mph speed limit is currently being investigated and will be introduced during 2017/18.
- 12) Requests for Residents Permit Parking and School Drop Off Points will be added to the Directory of Requests Database for consideration in future Local Transport Plan Programmes.
- 13) Mowbray Primary School have already mentioned that they have permission to use the Cherry Tree Public House Car Park. It is only a short walk of around 300 metres from here to the school. It is anticipated that rather than parking further into the nearby estates, parents and grandparents will consider parking here as an alternative. We will request that the school writes to all parents to inform them that this is the preferred parking location.
- 14) It should be noted that according to our records, 92% of children at Mowbray Primary School live under one mile away from the school, as such we continue to work with the school to encourage alternative methods of travel such as walking and cycling.

Recommendations

15) From the outset, the County Council has endeavoured to respond positively to local concerns raised in this area and it is inevitable that some sections of the community will be dissatisfied with whichever decision is reached. The results of the consultation exercise show that the majority of residents who responded support the proposals. It is therefore recommended that the restrictions be introduced, however, bearing in mind comments made by residents of Mowbray Court, the single yellow lines proposed will be made double yellow. All restrictions will be introduced using Experimental Traffic Regulation Order which will be in place for a period of 12 months. This will allow us

to monitor the effectiveness of the restrictions. Feedback is therefore requested throughout the duration of the Experimental Traffic Regulation Order to assist us in making an informed decision at the end of this experiment. The decision to introduce the restrictions experimentally should also assist in alleviating the concerns of any residents who are disappointed at the decision to introduce parking restrictions. A plan showing the revised restrictions is attached as Appendix C.

- 16) The Council has the power to hold a public inquiry before making any traffic regulation order. Such an inquiry might enable disputed evidence to be tested under cross-examination and the need for an order to be critically examined by an independent inspector. In this particular case, officers believe that the extensive consultation process and involvement with interested parties, means that such an inquiry is unlikely to bring any fresh information to light and it is therefore recommended that an inquiry is not held.

Implications Arising out of the Report

Policy	Consistent with existing policies
Finance and value for money	Scheme will be financed through the 2016/17 LTP Programme.
Legal	The necessary Traffic Regulation Order will be prepared.
Human Resources	n/a
Property	n/a
Equalities	n/a
Risk Assessment	Residential area, route to school, congestion and associated visibility issues.
Crime & Disorder	Scheme will assist in improving road safety outside Mowbray Primary School and in the surrounding streets. The parking restrictions will be enforced by the Council's Civil Enforcement Officers.
Customer Consideration	Parents / Grandparents will be required to park elsewhere at school start and finish times.
Sustainability	n/a
Consultation	Choppington Town Council, the emergency services, all affected residents, businesses and interested road user organisations were consulted together with the County Councillor for the area.
Wards	Choppington

Appendix Index:

Appendix A - Copy of consultation letter and plan
Appendix B - Summary of consultation responses
Appendix C - Copy of plan showing revised restrictions

Background papers:

None

DECISION TAKEN

Title of Cabinet Member or Officer(s):

Director of Local Services and Housing

Subject:

Proposed Additional Parking Restrictions,
Various Streets around Mowbray Primary
School

Consultation:

29 responses
20 in favour
8 against
1 neither

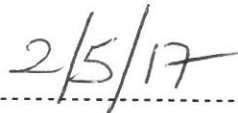
Decision Taken:

To introduce additional restrictions using an
Experimental Traffic Regulation Order.

Signature of Director



Date



APPENDIX A – COPY OF CONSULTATION LETTER AND PLAN

The Occupier

Our Ref: HE163341-01
Your Ref:
Contact: Mr Neil Snowdon
Direct Line: 01670 624128
E-mail: HighwaysProgramme@northumberland.gov.uk
Friday 21st October 2016

Dear Sir/Madam

Proposed Additional Parking Restrictions – Various Streets around Mowbray Primary School

Concerns have been raised by local residents, Councillor Ledger, Choppington Parish Council and Mowbray Primary School about indiscriminate parking on Stakeford Lane, and other streets in the vicinity of Mowbray Primary School, which is causing a road safety issue. Councillor Ledger has therefore requested that additional parking restrictions be introduced which should assist in improving the current situation. The proposed restrictions are detailed below, and are subject to favourable consultation. A plan is also attached for information.

- Proposed No Waiting at Any Time Parking Restriction (Double Yellow Lines) to be introduced on Stakeford Lane and Coleridge Drive as shown in red on the attached plan.
- Proposed Now Waiting Monday – Friday 08:00 – 09:30 and 14:30 – 16:00 Parking Restriction (Single Yellow Line) to be introduced on Sherbourne Villas and Mowbray Court as shown in blue on the attached plan.

I am therefore writing in accordance with Regulation 5 of the Local Authorities Traffic Orders (Procedure) (England and Wales) Regulations 1998 (as amended) to formally ask for your comments on the proposal to introduce additional parking restrictions on various street in the vicinity of Mowbray Primary School as shown the attached plan.

The County Council is seeking your views on the proposals and a freepost response form is attached to facilitate the consultation process. It should be stressed that this is a genuine consultation and that comments received will be carefully considered.

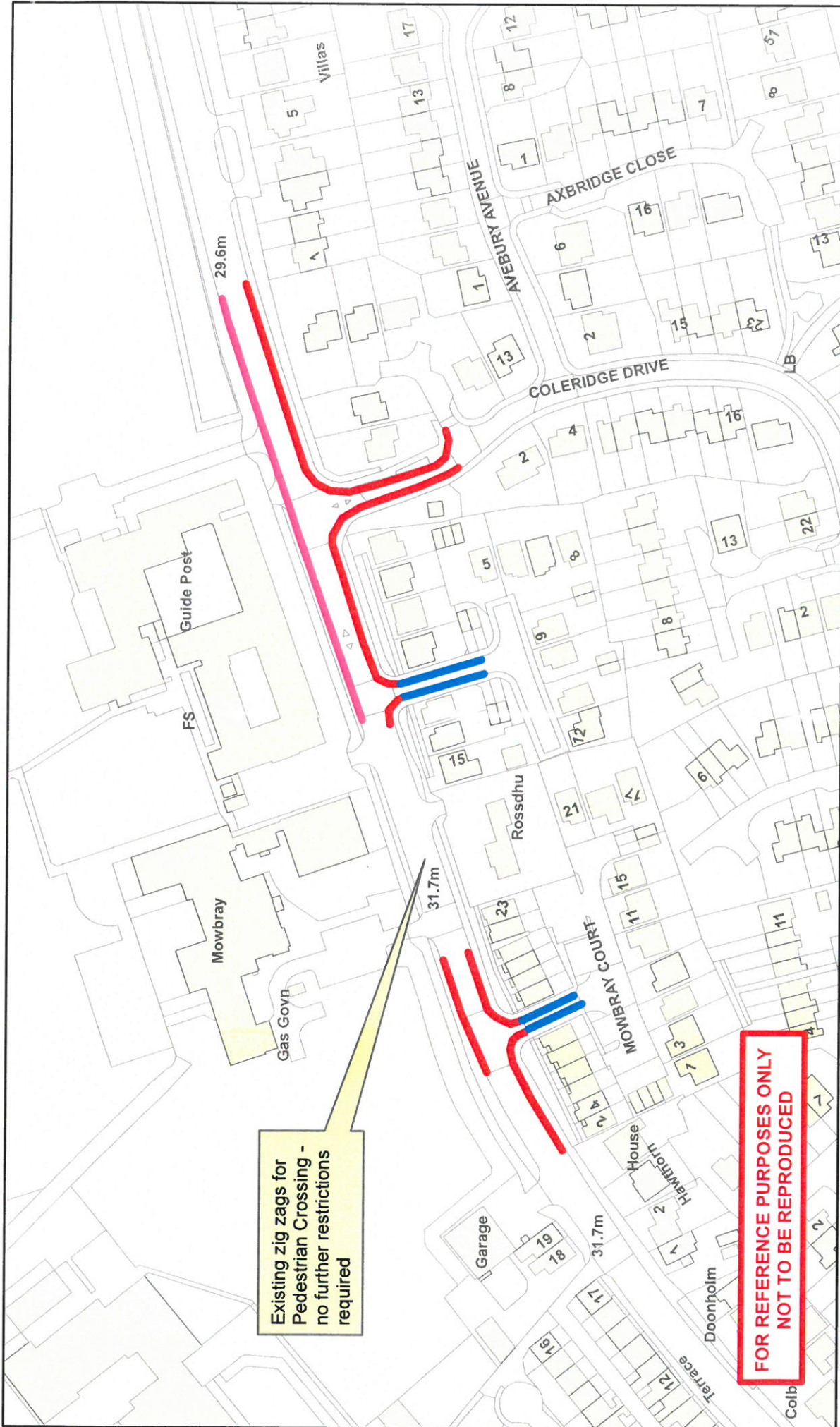
Regrettably, it is not possible to reply to individual comments, but you may wish to note that comments may be included in a Decision Report, to the Executive Director of Local Services and Housing and may be available for public inspection. The closing date for any comments you may wish to make is Friday 25th November 2016. If you wish to respond to this consultation online, please visit the web address <http://trafficconsult.northumberland.gov.uk/>.

I would urge you to take the opportunity to comment on this important matter as any decision taken will be based upon the responses received from residents who take time to return the consultation form.

Yours faithfully



Neil Snowdon
Senior Programme Officer



KEY:-

- PROPOSED NO WAITING AT ANY TIME RESTRICTIONS (DOUBLE YELLOW LINES)
- PROPOSED NO WAITING MONDAY - FRIDAY 08:00 - 09:30 & 14:30 - 16:00 (SINGLE YELLOW LINE)
- EXISTING SCHOOL KEEP CLEAR MARKINGS

Title: Proposed Parking Restrictions Stakeford Lane (Mowbray Primary School)		
Drm:	Date:	Scale: 1:1,500

Network Management Information System	
<small>This map is reproduced from Ordnance Survey material with the permission of Ordnance Survey on behalf of the Controller of Her Majesty's Stationary Office and Copyright. Unauthorised reproduction infringes Crown Copyright and may lead to prosecution or civil proceedings. License no. 100049046 (2009).</small>	

Northumberland
Northumberland County Council

Northumberland County Council
County Hall
Worship
Northumberland NE61 2EF Tel: 01670 533000

APPENDIX B - SUMMARY OF CONSULTATION RESPONSES

Thoroughfare	Post Code	FOR	AIN	N E I T H E R	Other Relevant Comments
Sherbourne Villas	NE62 5QA	1			<p>I refer to your letter dated 21st October 2016 which states concerns have been raised by various groups about indiscriminate parking causing a road safety issue. I feel there are two problems here the first being parking in Mowbray Street and Sherbourne Villas. Generally we manage this parking problem internally, there is not much that can be done about creating more space. This is the first time that I have heard concerns officially raised regarding parking given the small amount of time that the school parents pick up. The minor issues we have is about cars parking on the end of the road and on the pavement stopping pedestrians from using the pavement and perhaps causing a hazard to emergency vehicles entering the street. These two hazards are manageable and to date have not caused any issue I'm aware of with neighbours. If anywhere should have single lines I would say only up to approx. 6ft into the road to stop this from happening.</p> <p>I along with other residents I have spoken to feel the current parking issue in Sherbourne Villas, I can't speak for Mowbray Court, will be exacerbated by the introduction of a single yellow line. The very minor internally managed issue we have will turn into a parking nightmare with the introduction of single yellow lines right into the close. Since the people currently parking here must park further into the street and simply put there is not enough space to park already. Many residents and visitors park at the end of the road, to move their vehicles during the proposed times is a little ridiculous to avoid a potential ticket. Introducing a resident's permit will be costly as well as managing the yellow lines and policing it will be a nightmare. In summary, I support a proposal which:</p> <ul style="list-style-type: none"> • Withdraws the proposal of yellow lines right into the road (6ft into the road only) • Keep the proposal of double yellow lines on Stakeford Lane outside the school • Reduce the speed limit to 20 mph outside of the school between the drop off times • Consider a new pick up point on the unnamed road (1st right turn off Wansbeck road opposite Fairway) This may require some new fencing or paths to allow access. • Put up a variable speed camera (that adjusts at school pick up times) • Consider utilising the grassed area outside the school on Stakeford Lane as a layby to pick up and drop off children <p>These measures I feel will not only reduce the hazards surrounding the school children, they will keep the wider population happy regarding road safety for all residents' day and night. Also, it will not create further problems for residents living on Sherbourne Villas or the surrounding areas. I for one would feel happier exiting Sherbourne Villas knowing cars approaching are doing 30/20mph instead of the speed they are currently doing.</p>

Sherbourne Villas	NE62 5QA	1	<p>The proposal for Sherbourne Villas and Coleridge Drive means that people who live in the area will not be able to park near their own home. This is very dangerous for families with children who have a disability that affects their danger awareness, such as I. All houses in Sherbourne Villas have more than one car but most only have a single drive. Some houses with adult children have up to four cars. When everyone in our street is home resident cars are always parked along the blue line (as marked on the map) and at times Sherbourne Villa residents have to park on the red line (as in the map) in Coleridge Drive or the surround area all of which will be off limits. There are times during the year when we have more than two cars due to family visiting as my husbands immediate family are from just outside Glasgow, we chose a house with adequate room for visitors. There are other families in the street where they often have close family members visiting for a few day too. The danger during school hours arises from people parking briefly and then driving out of these two streets making extra traffic. It does not arise from the residents (or their visitors) whose car remains stationary during those hours or residents who have to leave for work during these hours. This could be solved with a residents/card holders only (where people who lived in the area would get free parking permits to park within a close distance of their home) between the hours of 8:00 to 9:30 and 14:30 -16:00 (term time only restrictions) but there would not be much moving traffic as people could not use the area for dropping off and picking up their children from school. I would support a plan that made it safer for my two children (one of whom is disabled so I need to be able to park fairly close to my home for safety reasons) and allowed me to park close to home. Drop curbs should not need double yellow lines as it is already illegal to park over them however I have had to point out to a traffic warden or police officer (after I had previously complained about unsafe parking in the area) who was put on Mowbray Primary Schools gate to ensure safe parking that the person parked over the drop curb in Sherbourne Villas was a danger to all children walking home. The warden or officer (I'm unsure what his job was) had watched the car pull up as I was walking out of the school gates. If the proper enforcement were in place (as parking on a drop curb is illegal and it happens frequently in my street) then the restrictions would not be necessary. In addition I see people waiting and letting children out on the zigzags of the school and pelican crossing. It seems that the people who park without regard for the children of others will continue to do so anyway regardless of restrictions yet residents will have to struggle with disabled children and possibly shopping 0.2 miles to get into their own home. What reasonable adjustments will the council make to accommodate my disabled child so that he is not put in danger due to these restrictions? The blue line in Sherbourne Villas and the red line in Coleridge Drive should allow people who live in the area or their visitors to park at all times. If one has been on a late shift why should they have to leave their bed to move their car 0.2 miles (in the closest instance presuming there is room) away from their house because it is nearly the parking restrictions time? In addition this proposal restricts access to my home (as I have no back gate as my back garden does not have space for a back gate unless I made one onto Coleridge Drive and under the proposed restrictions Coleridge Drive could not be used to gain access of heavy items into my garden/house) and would prevent delivery drivers from being able to deliver large items to us.</p>
Mowbray Court	NE62 5QT	1	<p>Whilst the proposal is an excellent idea I have one small concern. Some residents park along the blue lines proposed at Mowbray Court. None of the parked cars go beyond the houses and never obstruct the view. I would like to propose a residents parking permit for this area as there is not enough parking spaces.</p>

Stakeford Lane	NE62 5HQ	1	<p>The Bedlington Day Center relocated from its Town Centre site in Bedlington and moved into the Mowbray First School building on 1st February 2016.</p> <p>The site is now called The Mowbray Day Centre.</p> <p>The entrance to the site is via a single gate set back from the path on Stakeford Lane.</p> <p>There are 28 staff on site many who travel to work in cars and park on site.</p> <p>The service has 5 disability accessible vehicles which collect clients attending the centre from their homes in the morning and return them at night.</p> <p>We also have contracted transport (Taxi) bringing client to and from the service.</p> <p>Our times of opening 8.30 to 4 which mean that our vehicles are coming on and off site at the same times as parents of children at the school (next door) are dropping off/picking up their children.</p> <p>At these times cars on the Stakeford Lane road are parked right up to our exit restricting the view of the road to the right creating a hazard for our vehicles pulling out.</p> <p>At these busy times there are many pedestrians mostly children crossing our exit on the path.</p> <p>Since we moved the the Mowbray Day Centre building there has been 1 corporate complaint to Northumberland County Council from a Grandparent that a vehicle entering the site did not stop to allow her granddaughter to cross the entrance on the path.</p> <p>On another occasion A driver exiting the site had to take evasive action to avoid one entering the site The vehicle entering the site could not see the other vehicle (due to a parked car restricting their view) the vehicle entering the site did an emergency stop and a collision was avoided but the driver in the other vehicle also took evasive action and turned the vehicle sharply to the left and into the brick Gatepost, the bus sustained considerable damage to windows doors and body panels and was off the road for repair for 6 week.</p> <p>I have also have had a number of accident reports of near misses: All are as a result of our vehicles pulling out onto oncoming traffic which they cannot see because of vehicles parked right up to our exit and restricting any view for our drivers of oncoming traffic on Stakeford Lane.</p> <p>Given the concerns and near misses reported to me as the Manager of the service I take the view that given the current situation (with vehicles parked right up to our entrance/exit) it is only a matter of time before an accident occurs which could involve injury to driver passenger and Parents and Children on the path.</p> <p>The proposed parking restriction would allow those vehicles exiting/entering the site an unrestricted view of the path, the centre entrance and traffic on the Stakeford Lane and this will allow our Car Buses and Taxi to exit/enter the site safely.</p>
Sherbourne Villas	NE62 5QA	1	<p>Hopefully after 10 years of living here something is going to be done about school time parking. It would be nice to drive home and actually know that you can get into the cul de sac never mind actually get onto your own drive without having to sit and wait till parents come back to their cars to move them.</p>
Emergency Services		1	<p>Thank you for your letter dated 21st October 2016 in which you invite us to offer our comments on the above proposal. I would inform you that as Emergency Service we may be required to use the above road(s) for access and egress in the event of being activated to attend an emergency call, or to convey patients to hospital for outpatient appointments. I would thank you for your consultation on this matter and offer our support for the ongoing road safety programme.</p>
Windsor Villas	NE62 5HH	1	<p>As a resident of Windsor Villas, my concern is that the proposals will cause parking here instead. I return home from work approx 3.30pm daily, and have already found my driveway blocked by parents waiting to pick up kids on two occasions. I fear that the proposal will simply move the problem rather than solve it. Would it not be better to deploy a civil enforcement officer (Parking warden) at school times, who could conduct correct and considerate parking under the existing arrangements?</p>
Sherbourne Villas	NE62 5QA	1	<p>The change has long been overdue, access at school times in Sherbourne Villas is terrible. Cars are parked on every corner and are a hazard to residents walking to and from school. I have a concern that the Proposed No Waiting (Single Yellow) will push cars further into the very small estate. Cars currently park on kerbs and corners blocking drives etc and the lines only go to end of this area. Cars will continue to park within the small estate area potentially making the issue even worse for residents gaining access.</p>

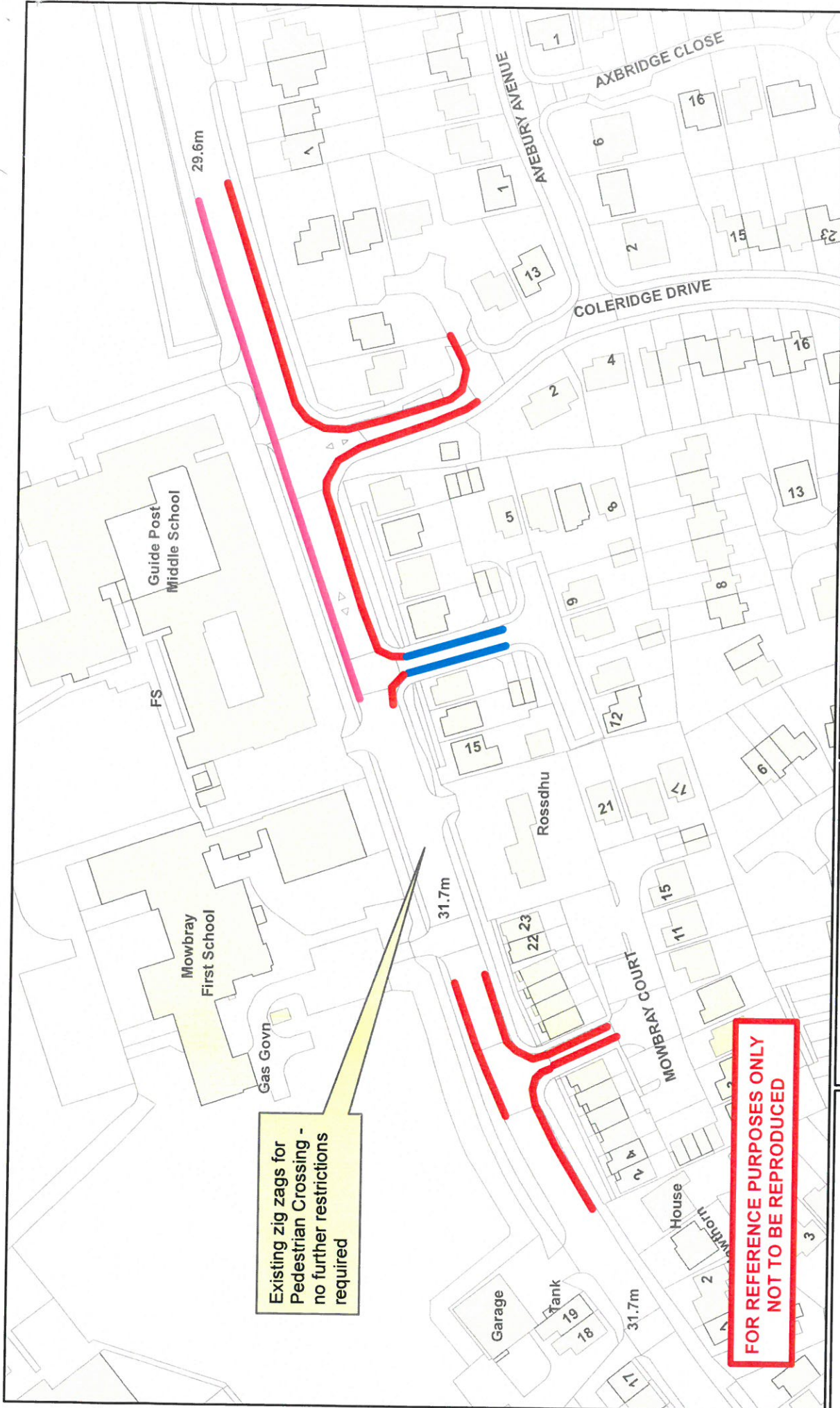
Mowbray Terrace	NE62 5QP	1		I reside at Mowbray Terrace so I hope this will not have an additional impact on school parking in front of my house. We have problems as it is, with inconsiderate people parking in front of my short drive to garage access. My wife has health problems and may need my car out at any time, some people make negative and abusive comment within approached even though they are in the wrong. I would also recommend you look at the lack of speed restrictions from the Guidepost roundabout towards the school etc. Even a camera as a deterrent, they fly past our house day/night. The only 30mph signs are at Morpeth Road entry to Guide Post and 30mph flashing sign at the Cherry Tree past the most important area towards *****. I have also informed the police of the parking problems.
Sherbourne Villas	NE62 5QA	1		The parents park behind our cars on our drives this leads to a problem as I am part of a surgical team at North Tyneside Hospital - most parents then come and park leave loads of litter with cigarettes and paper wrapped/bottles etc. They don't have a community consciousness at all and most selfish. Also without a ***** only down the road they **** don't walk or understand obesity so please put the lines in Sherbourne Villas. You will have to give residents a parking ***** for our car plus you will have to on a regular basis check on the parking as they will do whatever is easier - they even park in drives when the owner is not in - so that tells you all.
				Dear Mr. Snowdon, Yes I agree with the No waiting Parking restrictions for Sherbourne Villas They come and park right to the end of our street on both sides. Making it impossible to get into our street . Plus they also park behind my car on the drive I didn't want to but I had to explain to a rather brainless mother that I was a part of a surgical team and had to get out for the start of shifts(I didn't want to tell her that incase word got out and someone thought I had drugs in my car).Anyhow most of them come from just 100metres away and sit and wait for their offspring throw their cigarettes and packets onto our path and driveways and if they have any other kids in the car plastic bottles of pop and sweet packets etc are left. They have very little community spirit or any idea of litter control. A little girl was knocked off her bike going across the entrance to our road by one of the parents desperate to get home she was alright but it would be great to have parking restrictions but you would need to enforce it as they have no idea of authority -if its easier for them they will just do it. I would also point out that residents would need parking permits also .
Sherbourne Villas	NE62 5QA	1		People naturally take the easiest path of action/course of least resistance, therefore putting double yellow lines on Stakeford Lane will force them to park on Stakeford Villas instead of travelling to the bottom ends of Stakeford Lane. specifically those who believe there will be no consequences. Parking currently is a bone of contention on the Stakeford Villas cul-de- sac; parking real estate is a premium, this is taking into account the presence of a garage and driveway on most properties. It is often very difficult to enter and exit our estate between the constant parked cars on the pavements. Funneling non-residents into this estate will exacerbate the parking issue, despite it being potentially single yellow, compounded by the fact that the single yellow will only be marked half way down into the cul-de-sac, yet further forcing non-residents to also park deeper into our estate. It has been witnessed that a child minders car (business branded vehicle) has parked in the cul-de-sac to collect children from the school; thus parking in front of private property and in resident parking spaces. We need to get a second car as a two hour commute on a bus each day is becoming unacceptable. Combined with the fact that we have very frequently family and friends staying round our property and find it very difficult to park in the estate - the new proposed parking conditions will make it yet more difficult and inconvenient, for the residents that have a higher priority for parking space. Also want ourselves, family and friends to be able to park off the main road where it is more secure, rather than park several hundred meters down the main road where it is more dangerous. This inconvenience could put off family and friends visiting on the fly. We are not confident that the new markings will be policed as frequently as they should be, due to all the local council cut backs, thereby not putting off those non-residents who abuse the limited parking available. Could a free parking permit system not be implemented for local residents as an alternative? Possibly with the ability for residents to report vehicles themselves? It would resolve the issue of temporary parking for non-residents and also allow second car owners in the estate to be able to park and allow parking for family/friends. This would be mirroring the system in place in Jesmond ran by Newcastle City council near the Metro stations. This could even be implemented in addition to double yellow lines on the main road.
Coleridge Drive	NE62 5HD	1		

Coleridge Drive	NE62 5HS	1		<p>I fully support these proposals, however my only concern is that it is only going to force the parking issue further into Sherbourne Park. This end of Coleridge Drive is a long curve and it is already difficult getting on and off drives due to the restricted view and the speed of vehicles entering and leaving the estate.</p> <p>My wife and I have had numerous close calls trying to get off our drive due to the speed of the traffic. Cars parking all the way round this bend, to avoid the proposed yellow lines, will restrict vision even further.</p> <p>Would it be possible to incorporate speed humps into this proposal on Coleridge Drive to reduce the speed of traffic on this busy estate road?</p> <p>Cars parked on both sides of the curve will restrict the road to just one car width (as is the current problem at the entrance) and greatly increase the chance of a head on collision. Reducing the speed of traffic would greatly reduce this risk.</p>
Mowbray Court	NE62 5QT	1		<p>I think the temporary no waiting restrictions marked blue should also be permanent. My reasons are one of safety; - Trying to enter estate when a car is exiting is not possible if a car parked near the entrance. Often cars parked both sides of entrance making it very tight or occasionally not possible to get in or out. This is particularly dangerous if these was a fire services or ambulance services attempting to gain entry for an emergency.</p>
Mowbray Court	NE62 5QT	1		<p>It may have been better to continue the double yellow lines into the estate itself. At all times during the day and night, cars vans etc are parked on both sides of the road making the entrance very tight. We have seen instances when delivery vans bin wagons and removal men could not get access to the estate. It is only a matter of time before emergency services require access and can't enter the estate.</p>
Parking Services		1		<p>A very welcome scheme which will help alleviate the problems for residents around the school. I receive many verbal complaints from concerned residents as they are unable to enter/exit their streets at certain times of day due to site lines being impaired at junctions and traffic flow being interrupted.</p>
Coleridge Drive	NE62 5HD	1		
Coleridge Drive	NE62 5HD	1		<p>We strongly support the proposed new parking restrictions. We have in recent times experienced some examples of extremely inconsiderate and dangerous parking. Consequently other road users, pedestrians and residents safety is significantly compromised especially, not only at the beginning and end of the school day but also when other events are held at the school.</p>
Mowbray Court	NE62 5QT	1		<p>We would urge consideration to be given to implement double yellow lines at the entrances to Sherbourne Villas and Mowbray Court - this would be consistent and in line with the proposals for Coleridge Drive, as there is no difference in the risk profile of all three estates. We originally reported parking issues in Mowbray Court outwith of school times - issues with resident parking and obstructing the entrance on one occasion due to double parking, a bin wagon could not access the cul de sac, the issue would have been the same for emergency vehicles attempting to access. Double parking and parking on the pavement at the entrance also restricts wheelchair pavement access and prams and pushchairs.</p>
Coleridge Drive	NE62 5HB	1		<p>I do not support the proposed yellow lines for Coleridge Drive. I live on Coleridge Drive no 10 will it effect that far down and secondly mainly to only people parking at the entrance to Sherbourne park (Coleridge Drive) are parents taking and picking up their children from school. Why don't you provide parking for parents. At least they are off the main road, and it's only 15 minutes twice a day, not really a hardship, what's the alternative you providing more parking or is risk of children getting knocked over, dodging traffic and walking further in the winter months to get home because of parking restrictions. Or allow to parents to park in the school?!! Provide an alternative before stopping them parking. It's the edge *** wedge and tis only times before we all need parking permits to park outside our own homes, like North Tyneside.</p>
Mowbray Court	NE62 5QT	1		<p>As residents of Mowbray court are glad to see the Council taking action against parking and safety issues. Please consider parking permits for residents or "Residents Parking Only"! As we believe those vehicles currently parking on Stakeford lane will be forced into the estates which will become an issue for those of us who live heer, particularly Mowbray Court and Sherbourne Villas.</p>

Sherbourne Villas	NE62 5QA	1	<p>I refer to your letter dated 21st October 2016 which states concerns have been raised by various groups about indiscriminate parking causing a road safety issue but does not describe the problem. In my mind these are two separate issues and I feel road safety is being proposed perhaps due to a few disgruntled residents who have parking concerns.</p> <p>Under the Freedom of information Act and as a matter of courtesy, I would have thought information as to the exact number of complaints received, the precise nature of what the actual problem pertains to and what studies you have carried out that makes the council arrive at this decision would be a must in any kind of change of use of public highways. At this point in time I feel I cannot give fully informed point of view on this matter.</p> <p>That said, I feel there are two problems here the first being parking in Mowbray Street and Sherbourne Villas. There are 4,5,6 bedroom houses here with one parking space which was passed by Northumberland County Council planning department approximately 10 years ago. That said we manage this parking problem internally, there is not much that can be done about creating more space. Up until now this is the first time that I have heard concerns officially raised regarding parking given the small amount of time that the school parents pick up. The only small issue I would have said is when parents park on the very end of the road and cause residents to stop on Stakeford lane before turning into the road, at times the car can be half in and half out of the road. If anywhere should have single lines I would say only up to approx. 6ft into the road to stop this from happening.</p> <p>The minor issues we have is about cars parking on the end of the road and on the pavement stopping pedestrians from using the pavement and perhaps causing a hazard to emergency vehicles entering the street. These two hazards are manageable and to date have not caused any issue I'm aware of with neighbours.</p> <p>I and other residents I have spoken to feel the current parking issue in Sherbourne Villas, I can't speak for Mowbray Street, will be exacerbated by the introduction of a single yellow line. The very minor internally managed issue we have will turn into a parking nightmare with the introduction of single yellow lines right into the close. Since the people currently parking here must park further into the street and simply put there is not enough space to park already. Many residents and visitors park at the end of the road, to move their vehicles during the proposed times is a little ridiculous to avoid a potential ticket. Introducing a resident's permit will be costly as well as managing the yellow lines and policing it will be a nightmare.</p> <p>The second issue is that of road safety outside of the school. I am assuming since your letter is not descriptive that the issue involves children running in between parked cars, the speed of motorists and the number of cars in the immediate vicinity of the school. Since you have given no figures or evidence other than "concerns have been raised," I would like to see some recorded evidence of how parking specifically causes road safety issues. How many incidents/near misses have been recorded in the past 5 years for example, have any studies or evidence gathering taken place even?</p> <p>My opinion of the road safety is that there is a wider problem that does not just concern the children and parents of Mowbray primary School, it concerns all residents on Stakeford Lane and the estate off all the way up the road. The council cannot discriminate against older or disabled residents in the community. The speed of motorists on Stakeford Lane is a very serious concern of mine. Single yellow lines will not stop this serious road safety issue. Having been a witness to a car overturning earlier this year right outside the school in broad daylight, this is a very serious issue! All day long I can hear vehicles screaming down the road. I only pray another accident doesn't happen or worse still someone is killed.</p> <p>In summary, my proposal would be to:</p> <ul style="list-style-type: none"> • Withdraw the proposal of yellow lines right into the road (6ft into the road only) • Keep the proposal of double yellow lines on Stakeford Lane outside the school • Reduce the speed limit to 20 mph outside of the school between the drop off times • Consider a new pick up point on the unnamed road (1st right turn off Wansbeck road opposite Fairway) This may require some new fencing or paths to allow access. • Put up a variable speed camera (that adjusts at school pick up times) • Consider utilising the grassed area outside the school on Stakeford Lane as a lay by to pick up and drop off children <p>These measures I feel will not only reduce the hazards surrounding the school children, they will keep the wider population happy regarding road safety for all residents' day and night. Also, it will not create further problems for residents living on Sherbourne Villas or the surrounding areas. I for one would feel happier exiting Sherbourne Villas knowing cars approaching are doing 30/20 mph instead of the manic speed they are currently doing.</p> <p>One last point I feel I should raise, perhaps you could consider an open meeting where parents, residents and the school can discuss the issue and put forward some solutions for the council to consider. At this point in time I don't feel consulted at all.</p>
-------------------	----------	---	--

Sherbourne Villas	NE62 5QA	1	<p>I wholeheartedly support the proposals with the hope that it is properly polices/enforced. I would also suggest a residents only badge system. We have has ten years of near misses and litter thrown onto our property and concerns from prospective buyers adversely affecting our ability to see our house.</p> <p>Already mailed reply. Would like to add to support. Could you please extend the single yellow line to encompass both driveway entrances as covering one would encourage parking across the other. If it could be extended round the corner would be helpful in possibly reducing the amount of litter deposited on our property.</p>
Sherbourne Villas	NE62 5QA	1	<p>Living in Sherbourne Villas we have not allowed ourselves to become stressed with the parking, however I do believe it presents some significant danger, especially with some late arrivals who should drive in slow and with due diligence and these arrivals will park quite awkwardly as often no room left. I do find it hard to believe that knowing some reside within walking distance but still drive. I am sure with a bit more of an early start they could walk and return home for their car and move onto other activities, without the greatest of delay, it takes them longer to drive back out, than it does the walkers like my family who walk. This is not a complaint but an observation. The proposals are needed for the safety reasons primarily, however the restrictions shown in blue, knowing human nature this will just move the parking into the estate further presenting even more difficulty for the residents that need in and out access for their normal business, and thus increase the tension and animosity. I am retired and happy to wait but with a disabled wife emergency services would not gain access to us or any other residents for that matter. The blue line restriction should therefore extend to the entire cul de sac other residents with more vehicles may worry that it gives them a problem during these short times but residents permits may solve this issue. I trust if the proposal proceed suitable enforcement and patrolling will be at hand, thus to subdue the need for residents to take this role.</p>
Mowbray Court	NE62 5QT	1	<p>The additional parking restrictions will almost certainly increase the number of cars using Mowbray Court to turn round, drop off, prk. (This is already a safety concern). Something needs to be done to prevent people using Mowbray Court as a car park, drop off point for safety reasons.</p>
Mowbray Court	NE62 5QT	1	<p>I do agree that there is a considerable about of traffic around Mowbray primary school on a morning and afternoon during school drop off and pick up, however there are several things that need to be considered.</p> <p>Firstly, where are all the parents now going to park to drop off and pick up their little ones?</p> <p>Secondly, and most importantly for me as a owner of a house on Mowbray court, where are the residents going to park their cars when there are no spaces left in the areas around the back of Mowbray court? Currently there is only 1 car space per townhouse between numbers 2 - 12 (6 houses). We all own 2 cars therefore our second cars are parked in spaces which aren't designating parking bays, but as there are not enough to satisfy the 6 2nd cars, some have to be parked on the curb at the entrance to Mowbray court (the area marked in blue on the map). I know this is not an ideal situation but unfortunately it is a one we have had to put up with due to the lack of parking. If the proposed restrictions are put in place, there will be no where for the residents to park and would leave everyone with the dilemma of where to park our 2nd car. If a restriction was to go ahead with the single yellow line, I would suggest that residents would be exempt from these restrictions if a resident permit was displayed in the vehicle. Lastly, have the parents of children at Mowbray primary been informed of this plan? I feel that if this does go ahead it will cause a considerable amount of problems for them as well.</p>

				<p>Thank you for your letter dated 21 October 2016 regarding the above. I am an owner/occupier of Mowbray Court and would comment as follows:</p> <p>Proposed Yellow Lines & No Waiting Lines</p> <p>I have lived in Mowbray Court from new for nearly 12 years. School parking problems is nothing new within Mowbray Court and has been a problem since the development was built. The issues that have occurred over the years are:</p> <p>1 Vehicles obstructing the main road outside making it impossible to see oncoming traffic.</p> <p>2 Vehicles obstructing the single lane access into the cul-de-sac creating the following difficulties</p> <p>a occupants unable to get out as cars are turning in off the main road. Many times vehicles have to reverse back into the cul-de-sac.</p> <p>b emergency vehicles unable to get through the entrance due to parked cars on both sides of the entrance.</p> <p>c increase in children crossing the entrance and on the main road</p> <p>d bin wagon or large council vehicles would be unable to get through the entrance due to parked cars</p> <p>3 School cars parking in designated parking bays. Many parking bays within the development form part of the land on Land Registry deeds. Parking in these bays is trespassing.</p> <p>4 The original layout of the development had blocks of planted vegetation and trees. These were to the edges of the town houses and around the edges of the parking bays. Years of school traffic saw these areas driven over, smashed and generally disregarded until they had to be blocked over. This is a shame as the original drawing of how the cul-de-sac was to look has been degraded because of school car drivers having no respect for our homes.</p> <p>5 Visitor parking bays within the development are for visitors to our homes and not all and sundry. This point was stressed to us by Bett Homes when we reserved the property and our solicitor when we completed the sale. The block paved cul-de-sac should not be subjected to heavy, general public traffic. It is meant for our and our visitors use.</p> <p>I accept that the parking on the road and into each of the estates ie Mowbray Court, Sherbourne Villas and Sherbourne Park is unacceptable and dangerous. Traffic police have been called out many many times over the last 12 years without much success. Something definitely needs to be done to relieve the situation. My concerns are that if lines are introduced, it will undoubtedly drive the cars further into the three developments. This will cause trespass, increased traffic flow in tight, residential areas, drives blocked (this has happened numerous times in Mowbray Court), difficulty getting out for work. I've had people park at the end of my drive, in front of a parked car. It is difficult also, to approach people as there has been some aggression over the years when they've been asked to move. I wonder, who will then be policing these issues if lines are introduced.</p>
Mowbray Court			1	
				<p>Whilst I support the principle of imposing parking restrictions I feel the plan for Sherbourne villas is insufficient and not fit for purpose. The no waiting single yellow lines on the entrance to the estate, if successful will only push school traffic further into the estate, causing even further congestion problems. It should also be noted that many residents utilise this area for parking of family vehicles throughout the week and are regularly parked on the proposed yellow lines during the time proposed.</p> <p>The residents need to park on the street due to insufficient parking consideration when the planning permission was given, 4 and 5 bedroom houses with parking for 1 vehicle?</p> <p>As an alternative to the proposal for Sherbourne Villas, can some consideration be given to "residents only" parking during theses times.</p> <p>I appreciate this may be difficult to enforce, but no more difficult than enforcement of the proposed restrictions and would prevent unnecessary persecution of longstanding residents who park there perfectly well throughout the day.</p>
Sherbourne Villas	NE62 5QA		1	
				<p>Excellent idea and long overdue parking at the entrance/exit of Coleridge Drive is horrendous.</p>
Coleridge Drive	NE62 5HD		1	
		20	8	1



KEY:-

PROPOSED NO WAITING AT ANY TIME
RESTRICTIONS (DOUBLE YELLOWS LINES)

PROPOSED NO WAITING MONDAY - FRIDAY
08:00 - 09:30 & 14:30 - 16:00 (SINGLE YELLOW
LINE)

EXISTING SCHOOL KEEP CLEAR MARKINGS

Title: Appendix C - Revised Parking Restrictions Stakeford Lane (Mowbray Primary School)		
Drm:	Date:	Scale: 1:1,250

Network Management Information System

This map is reproduced from Ordnance Survey material with the permission of Ordnance Survey on behalf of the Controller of Her Majesty's Stationery Office. Crown Copyright. Unauthorised reproduction infringes Crown Copyright and may lead to prosecution or civil proceedings. License no. 100049048 (2009).

Northumberland
Northumberland County Council

Northumberland County Council
County Hall
Morpeth
Northumberland NE61 2EF Tel: 01670 533000