

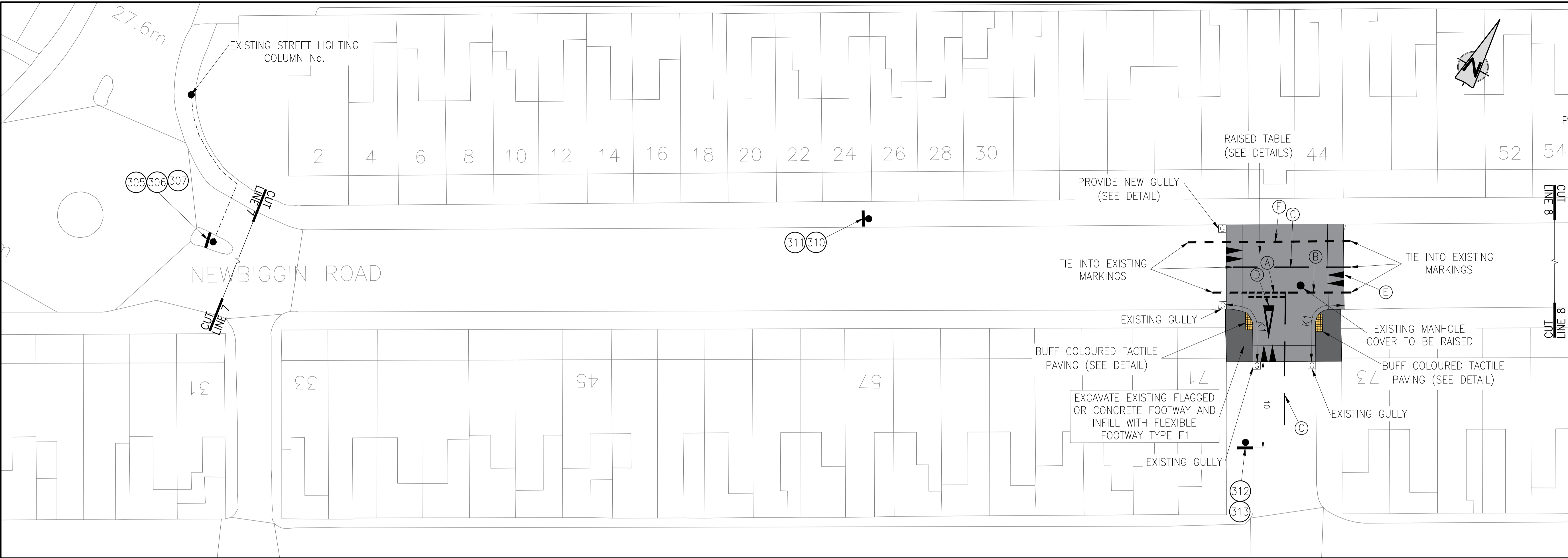
All rights reserved. No part of this document may be reproduced in any material form (including photocopying or storing in any medium) without the written permission of Northumberland County Council except in accordance with the provisions of Copyright, Designs and Patents Act 1988. Unauthorised reproduction may lead to prosecution or civil proceedings.

- 1.0 TRAFFIC SIGNS**
- 1.1 NEW SIGNS TO COMPLY WITH BS EN 12899-1:2007, AND NATIONAL ANNEX, BE MANUFACTURED FROM ALUMINIUM COMPOSITE PANEL WITH CLASS RA2 SIGN FACE SHEETING UNLESS STATED OTHERWISE IN TRAFFIC SIGN SCHEDULE.
  - 1.2 DESIGN WIND-LOADING TO DETERMINE SIGN SUPPORT AND FOUNDATION DESIGN TO BS EN 12899-1:2007, AND NATIONAL ANNEX, HAS BEEN ASSESSED USING BUCHANAN "SIGNLOAD" SOFTWARE OR SIMILAR APPROVED SOFTWARE.
  - 1.3 ALL MECHANICAL FASTENERS FOR NEW SIGNS TO BE PROCURED ONLY FROM NISS 3 APPROVED SOURCES.
  - 1.4 ENSURE POSTS DO NOT PROTRUDE ABOVE SIGN EDGE.
  - 1.5 ENSURE 0.5m MINIMUM CLEARANCE FROM EDGE OF CARRIAGEWAY AND 1.2m ON HIGH SPEED DUAL CARRIAGEWAY.
  - 1.6 ALL ELECTRICAL WORK TO BE UNDERTAKEN BY NCC STREET LIGHTING SECTION AND ANY EXTERNAL LIGHTING UNITS TO COMPLY WITH BS EN 12899-1:2007, AND NATIONAL ANNEX.

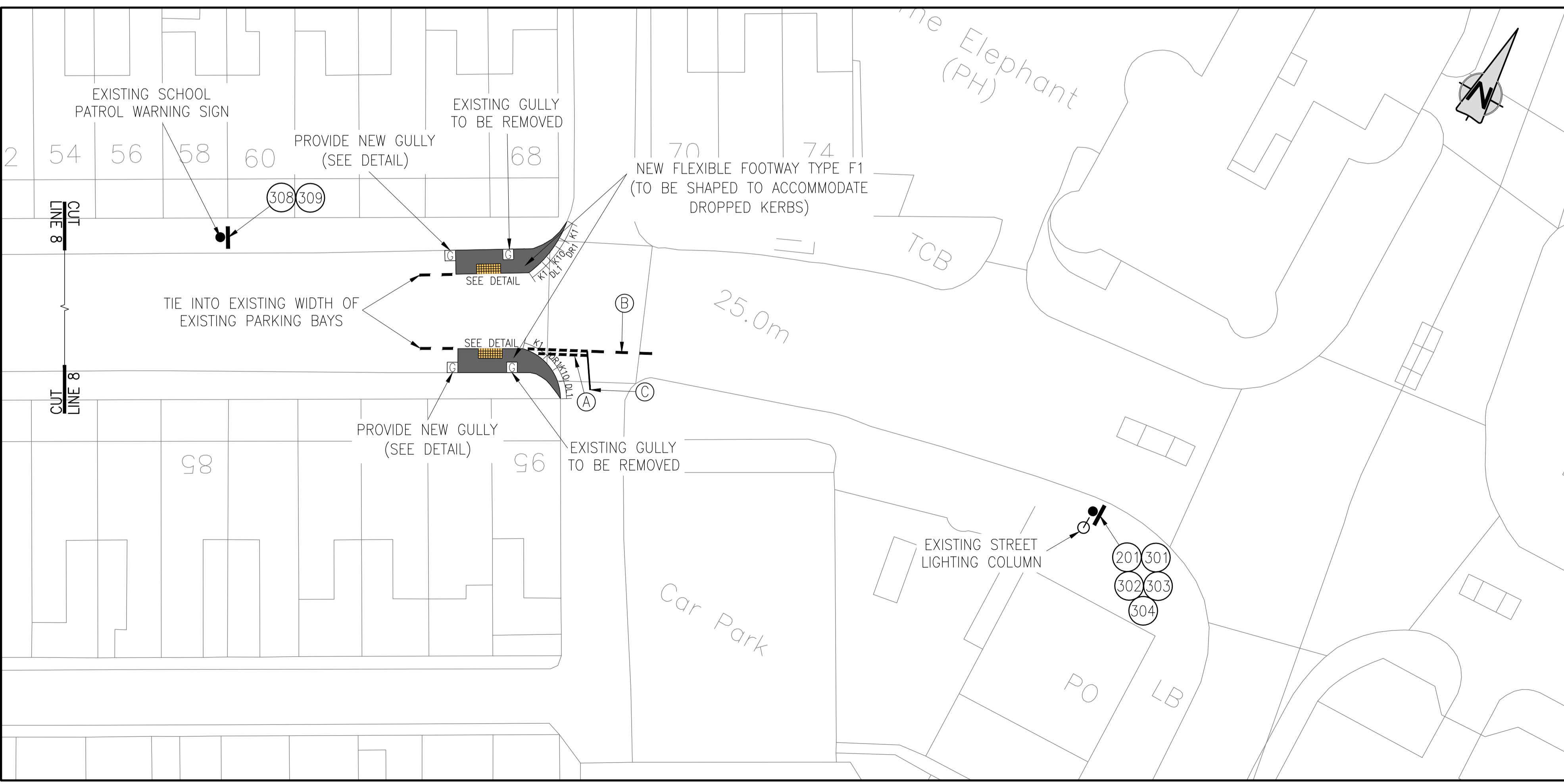
- 2.0 ROAD MARKINGS**
- 2.1 NEW MARKINGS TO BE IN WHITE THERMOPLASTIC SCRED WITH APPLIED GLASS BEADS.
  - 2.2 ROAD MARKINGS SHOULD BE IN ACCORDANCE WITH CLAUSE 1212 OF SHW, RETRO-REFLECTIVITY REQUIREMENTS COMMENCE FROM THE DATE OF APPLICATION OR DATE OF TRAFFICING, WHICHEVER IS LATER, AND SHALL LAST FOR THE FUNCTIONAL LIFE OF THE MARKING. MARKINGS TO HAVE A REQUIREMENT OF A MINIMUM RETRO-REFLECTIVITY VALUE OF 200 MCD/M<sup>2</sup>/LX. THE MINIMUM LAID THICKNESS IS 2.0MM FOR SCREDED MARKINGS AND 1.5MM FOR SPRAY APPLIED MARKINGS. IN NO CASE SHALL ANY MATERIAL BE LAID MORE THAN 6MM THICK.

- 3.0 GENERAL**
- 3.1 ALL WORKS TO BE AGREED ON SITE PRIOR TO COMMENCEMENT.
  - 3.2 ANY QUERIES PLEASE CONTACT JOHN MATHER, COUNTY HALL, TEL No. 01670 624131.

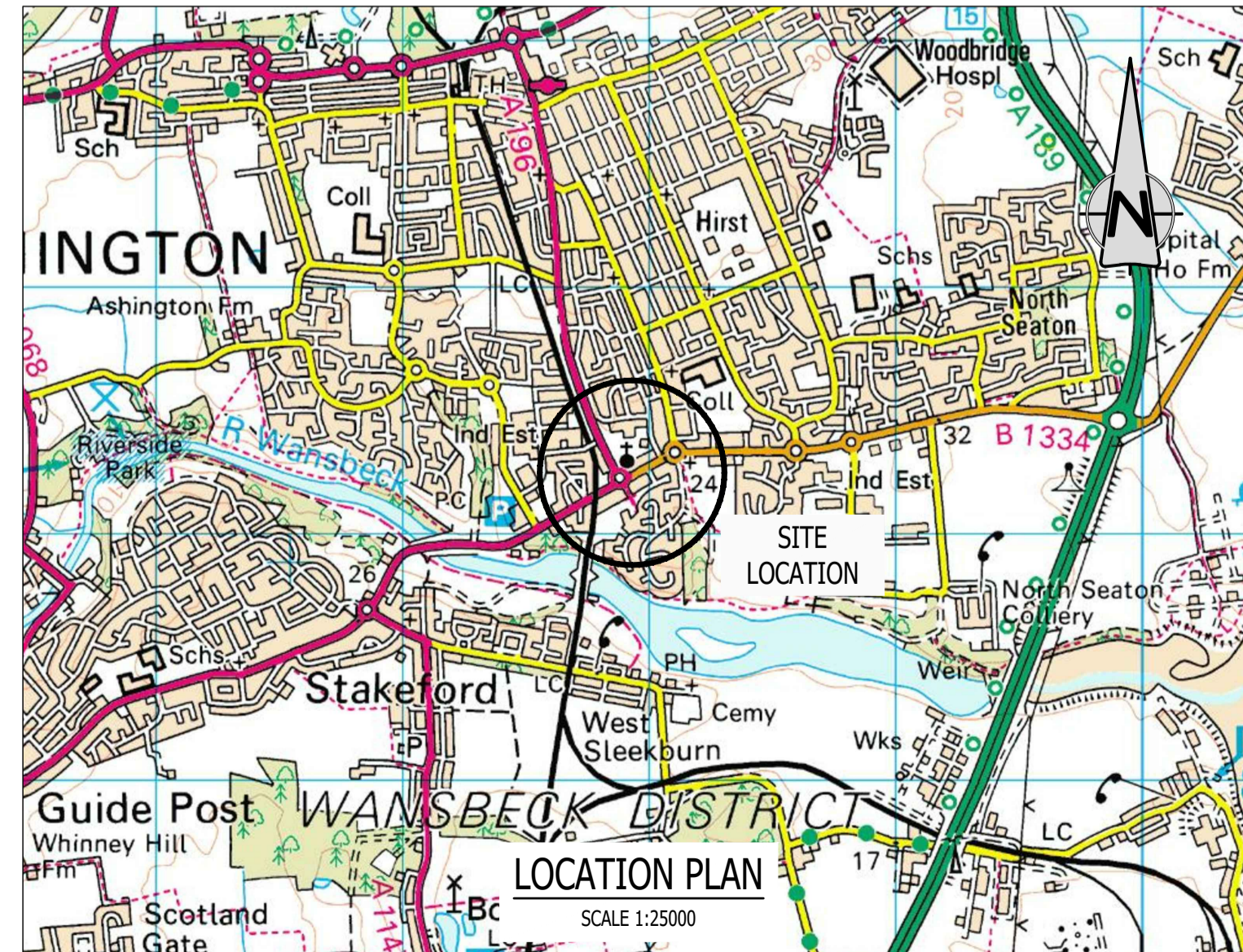
- OVERLAY EXISTING CARRIAGEWAY TO TOP OF KERB WITH:
- 60mm AC 20 HDM BIN 40/60
  - 40mm HRA F SURF 30/14 WITH 20mm WHITE PRE COATED CHIPPINGS, MIN PSV 55



**SCHEME LAYOUT**  
SCALE 1:250



**SCHEME LAYOUT**  
SCALE 1:250



Revised: \_\_\_\_\_ By: \_\_\_\_\_ Chk.: \_\_\_\_\_ App.: \_\_\_\_\_ Date: \_\_\_\_\_  
 Reproduced from based upon the Ordnance Survey mapping with permission of the Controller of Her Majesty's Stationery Office. © Crown copyright. Unauthorised reproduction infringes Crown copyright and may lead to prosecution or civil proceedings. NORTHUMBERLAND COUNTY COUNCIL - O.S. License No 100049048 (2005)

Drawing Status: **CONSTRUCTION**

Client: NORTHUMBERLAND COUNTY COUNCIL  
 COUNTY HALL, MORPETH  
 NORTHUMBERLAND, NE61 2EF

Job Title: **B1334 NEWBIGGIN ROAD, ASHINGTON**

Drawing Title: **SAFETY IMPROVEMENTS OPTION 2**

Scale(s): 1:500