

How To Create a Garden

Turn a concrete space into an oasis that will help reduce the risk of surface water flooding

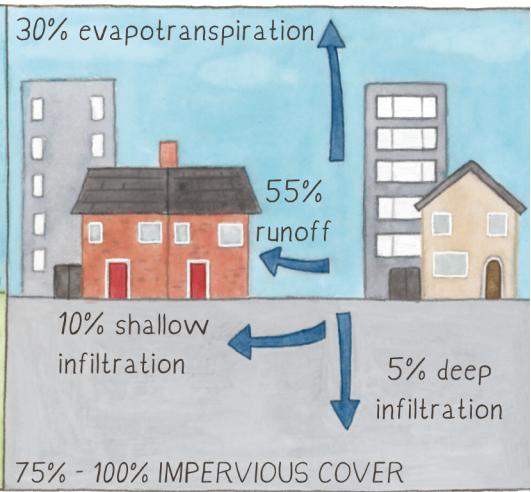
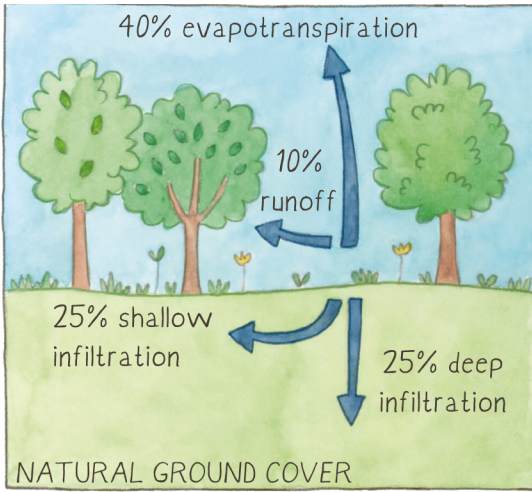


Funded by the Northumbria Regional Flooding and Coastal Committee
in partnership with the Environment Agency




Illustration & design by www.lucyfarfort.co.uk


Thanks to communities in Tyne and Wear for their contributions!



How to start growing in your back yard




Add a little water, stand your pot on a plate in a sunny spot away from radiator. Cover loosely with clingfilm. Water a little when soil feels dry.



When seedlings are strong and have outgrown small pots, it is time to repot into larger containers.



7




Old baskets and used milk bottles make good containers!

cut off top


Put holes in bottom

You could also add water retaining granules/crystals to your compost



8

Carefully move plant so the roots are intact.



9

Move plants outside, once weather is warmer - make sure to follow seed packet instructions. Place in sunny spot.



10

Water regularly if weather is dry

Try adding crushed egg shells around plants to prevent slugs

Useful links: www.environment-agency.gov.uk, www.wildlifetrusts.org/actions
www.edenproject.com/learn, www.bbc.co.uk/gardening



Reporting flooding is really important:

report sewer flooding to Northumbrian Water on 0800 328 7648,
report road, gully, stream and dene flooding to your local authority,
and call 999 to report a flooding emergency.