

# Soggy Garden Guide

Funded by the Northumbria Regional Flooding and Coastal Committee,  
in partnership with the Environment Agency

Not only do water tolerant plants look great, their roots filter dirty water. They also provide a more diverse habitat for wildlife.

Rather than trying to win a losing battle against water logged soil, here are some tips on how to turn 'problem areas' into creative & interesting focal points! Growing moisture lovers & bog plants along with some clever landscaping can create a haven!



Flag Iris

Hosta

Ferns

Soakaways are dry depressions that fill when it rains, storing and slowly releasing water, reducing the risk of flooding.

Gravel allows water to pass through into the soil below.

Lining a soakaway creates a pond, great for wildlife and aquatic plant species.

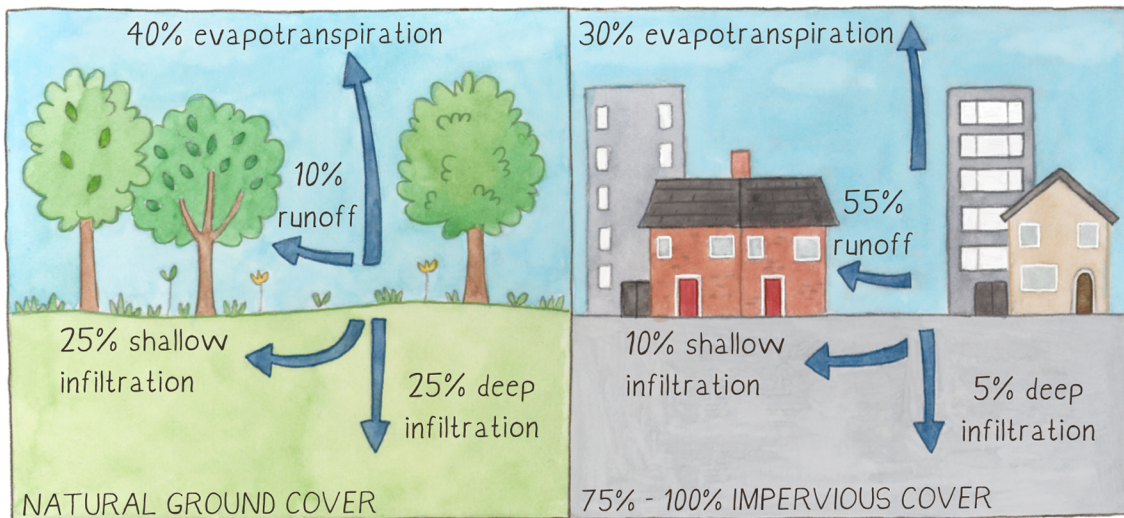
Edge damp areas with sand or stone.

Removing grassy areas for decking and block paving may increase the risk of surface water flooding to your property and your neighbours.

Primroses

Marsh Marigold

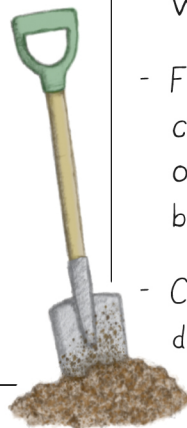
Flood Issue	Who to report it to
Road gullies, streams/burns/denes, surface water	Local authority
Sewers	Northumbrian Water 0800 328 7648
Rivers and tidal	Environment Agency 0345 988 1188
In an emergency	999



### Soil drainage tips:

Try to incorporate air spaces, which will improve moisture holding capacity.

- If the area is damp all year, work in lots of well-rotted compost or peat-free soil improver over the winter.
- Heavy clay soils – dig in a bucket full of organic matter per square yard.



### Landscaping tips:

- Edge damp areas and natural depressions with sand or stone.
- For pathways through damp areas use bark chippings or wood such as railway sleepers or slatted timber. You could even create a bridge over the damp area.
- Create interesting visuals for when perennials die down, such as sculptures or tree stumps.

### Planting tips:


- Damp gardens look their best mid-late summer
- Spring is the best time to plant moisture lovers, pot grown plants can be added through the summer

### What to plant ?

For a wild/natural look: Loosestrife, Great Willowherb, Horsetail, Bogbean, Loosestrife Alexander, Marsh Marigold/ Kingcup, Flag Iris, Great Burnet

For a manicured look: Bee Balm, Horsemint, False Goatsbeard, Burnet, Plantain Lillies, Primroses

Hydrangeas will thrive in damp areas



Hostas and Primroses grow well in shaded areas



### Useful websites:

Local authority website, [www.environment-agency.gov.uk](http://www.environment-agency.gov.uk), [www.edenproject.com/learn](http://www.edenproject.com/learn), [www.rhs.org.uk](http://www.rhs.org.uk), [www.permaculture.co.uk](http://www.permaculture.co.uk), [www.gardenersworld.com](http://www.gardenersworld.com), [www.bbc.co.uk/gardening](http://www.bbc.co.uk/gardening)