


Northumberland

Northumberland County Council

NORTHUMBERLAND COUNTY COUNCIL


SPORTS FACILITY STRATEGY

FEBRUARY 2019




CONTENTS


1. EXECUTIVE SUMMARY	1
INTRODUCTION	1
CONTEXT	1
STRATEGY PURPOSE	2
STRATEGY SCOPE	3
STRATEGY STRUCTURE	3
COUNTY PROFILE	4
STRATEGY ANALYSIS	9
PRIORITY INVESTMENT NEEDS	10
VISION	13
AIMS	13
PRINCIPLES FOR FUTURE PROVISION	14
ACTION PLAN	14
 2. ANOG STAGE A- INTRODUCTION AND SCOPE	 21
INTRODUCTION	21
PURPOSE AND OBJECTIVES IN DEVELOPING A SPORTS FACILITIES STRATEGY	23
PROPORTIONATE APPROACH	25
STRATEGY STRUCTURE	25
SPORTS AND GEOGRAPHICAL SCOPE	26
PROJECT MANAGEMENT	27
 3. STRATEGIC POLICY AND CONTEXT	 28
INTRODUCTION	28
NATIONAL LEVEL	28
NATIONAL PLANNING POLICY FRAMEWORK (NPPF)	28
A NEW STRATEGY FOR SPORT – DEPARTMENT FOR CULTURE, MEDIA AND SPORT	29
SPORT ENGLAND STRATEGY 2016- 2021 TOWARDS AN ACTIVE NATION’	30
REGIONAL POLICY	31




LOCAL LEVEL	32
FUTURE DEVELOPMENT IN THE COUNTY	33
POPULATION PROFILES AND PROJECTIONS	34
POPULATION PROFILE – SERVICE AREAS	37
POPULATION PROFILE - DEPRIVATION	39
HEALTH PROFILE	42
PHYSICAL ACTIVITY AND PARTICIPATION	46
THE VALUE OF PARTICIPATION	46
CURRENT PARTICIPATION RATES	46
SPORT ENGLAND KEY PERFORMANCE INDICATORS	50
SPORTS ACTIVITY	50
MARKET SEGMENTATION	51
THE ECONOMIC VALUE OF SPORT	55
4. STAGE B - EXISTING FACILITY PROVISION	56
INTRODUCTION	56
SUPPLY OF FORMAL SPORT AND RECREATIONAL FACILITIES IN NORTHUMBERLAND	56
CATCHMENT AREAS	57
PUBLIC TRANSPORT	58
STAGE B (ANOG) - ASSESSMENT OF EXISTING SPORTS FACILITY PROVISION IN NORTHUMBERLAND COUNTY	58
OPERATIONAL MANAGEMENT OF NORTHUMBERLAND COUNTY COUNCIL (NCC) FACILITIES	59
QUALITY AUDITS	60
ASSESSMENT OF INDIVIDUAL FACILITY TYPES	62
SPORTS HALLS	62
QUANTITY- SPORTS HALLS IN NORTHUMBERLAND COUNTY	62
QUALITY - SPORTS HALLS IN NORTHUMBERLAND	94
ACCESSIBILITY - SPORTS HALLS IN NORTHUMBERLAND	95
AVAILABILITY - SPORTS HALLS IN NORTHUMBERLAND	97
EDUCATION FACILITIES	97
SWIMMING POOLS	98
QUANTITY- SWIMMING POOLS IN NORTHUMBERLAND	98




QUALITY- SWIMMING POOLS IN NORTHUMBERLAND	113
ACCESSIBILITY- SWIMMING POOLS IN NORTHUMBERLAND	113
AVAILABILITY – SWIMMING POOLS IN NORTHUMBERLAND	115
HEALTH AND FITNESS FACILITIES	116
QUANTITY - HEALTH AND FITNESS SUITES IN NORTHUMBERLAND	116
QUALITY – HEALTH AND FITNESS FACILITIES IN NORTHUMBERLAND	136
ACCESSIBILITY- HEALTH AND FITNESS FACILITIES IN NORTHUMBERLAND	137
AVAILABILITY – HEALTH AND FITNESS FACILITIES IN NORTHUMBERLAND	137
STUDIOS	139
QUANTITY - STUDIOS IN NORTHUMBERLAND	139
QUALITY - STUDIOS IN NORTHUMBERLAND	140
ACCESSIBILITY - STUDIOS IN NORTHUMBERLAND	140
AVAILABILITY - STUDIOS IN NORTHUMBERLAND	140
SUMMARY – STUDIOS	140
SQUASH	141
QUANTITY - SQUASH COURTS IN NORTHUMBERLAND	141
QUALITY - SQUASH COURTS IN NORTHUMBERLAND	143
ACCESSIBILITY - SQUASH COURTS IN NORTHUMBERLAND	143
AVAILABILITY - SQUASH COURTS IN NORTHUMBERLAND	143
INDOOR BOWLS	144
QUANTITY - INDOOR BOWLS IN NORTHUMBERLAND	144
QUALITY- INDOOR BOWLS IN NORTHUMBERLAND	144
ACCESSIBILITY - INDOOR BOWLS IN NORTHUMBERLAND	144
AVAILABILITY - INDOOR BOWLS IN NORTHUMBERLAND	144
ATHLETICS TRACKS	146
QUANTITY - ATHLETICS FACILITIES IN NORTHUMBERLAND	146
QUALITY - ATHLETICS FACILITIES IN NORTHUMBERLAND	148
ACCESSIBILITY - ATHLETICS FACILITIES IN NORTHUMBERLAND	148
AVAILABILITY – ATHLETICS FACILITIES IN NORTHUMBERLAND	150
INDOOR TENNIS	150



5. STAGE C - SUMMARY FACILITY CONCLUSIONS	151
SPORTS HALLS	151
CONSULTATION	151
SCHOOLS	151
SPORT ENGLAND FACILITY PLANNING MODEL (FPM)	174
NORTHUMBERLAND	174
SUPPLY	174
CURRENT DEMAND	174
SWIMMING POOLS	181
CONSULTATION	181
SCHOOLS	181
NATIONAL GOVERNING BODIES (NGBS)	181
COUNTY SWIMMING ASSOCIATION – DURHAM AND NORTHUMBERLAND	182
SUMMARY OF AQUA SPORTS CLUB VIEWS	182
HEALTH AND FITNESS FACILITIES	191
CONSULTATION	191
SUPPLY AND DEMAND ANALYSIS	192
SQUASH	194
CONSULTATION	194
PARISH COUNCILS AND SCHOOLS' CONSULTATION	194
NGB CONSULTATION	194
SPORTS CLUB CONSULTATION	194
SPORTS CLUB CONSULTATION	197
ATHLETICS	200
CONSULTATION	200
PARISH AND SCHOOLS' CONSULTATION	200
NGB CONSULTATION	200
SUMMARY OF SPORTS CLUB VIEWS	201
TENNIS	204
CONSULTATION	204
PARISH AND SCHOOLS' CONSULTATION	204




NGB CONSULTATION	204
SUMMARY OF SPORTS CLUB VIEWS	204
6. PENULTIMATE STAGE - APPLYING THE ASSESSMENT ANALYSIS	205
INTRODUCTION	205
CONSULTATION WITH NEIGHBOURING LOCAL AUTHORITIES AND STAKEHOLDERS	205
PROPOSALS FOR FUTURE FACILITY DEVELOPMENT	207
HEALTH AND WELL BEING – PHYSICAL ACTIVITY	209
PROPOSALS FOR FUTURE FACILITY DEVELOPMENT	214
7. FINAL STAGE - CONCLUSIONS, RECOMMENDATIONS AND ACTION PLAN	215
INTRODUCTION	215
VISION	216
AIMS	216
PRINCIPLES FOR FUTURE PROVISION	217
PRIORITY INVESTMENT NEEDS	217
OTHER PRIORITIES AND NEEDS	221
CAPITAL INVESTMENT	221
IMPROVED LOCAL PARTNERSHIP WORKING WITH EDUCATION SITES	222
PLANNING POLICY AND SECURING DEVELOPER CONTRIBUTIONS	222
S106 OBLIGATIONS AND THE COMMUNITY INFRASTRUCTURE LEVY - AN OVERVIEW	222
LEGISLATION	222
NATIONAL PLANNING POLICY FRAMEWORK (NPPF) – POLICY TESTS	224
NATIONAL PLANNING POLICY FRAMEWORK (NPPF) - LOCAL AUTHORITIES' POLICY CONSIDERATION	224
PLANNING PRACTICE GUIDANCE (PPG) - AMENDED MARCH 2015	224
S106 - AMENDMENTS AND MODIFICATIONS – CHANGES	225
GROWTH AND INFRASTRUCTURE ACT (26 APRIL 2013) – AFFORDABLE HOUSING MODIFICATION	225
SECTION 106 AFFORDABLE HOUSING REQUIREMENTS - REVIEW AND APPEAL	226
S106 AGREEMENTS AND CIL	226
COMMUNITY INFRASTRUCTURE LEVY	227
RECOMMENDATIONS	229



SPORTS HALLS	229
SWIMMING POOLS	230
HEALTH AND FITNESS	231
OTHER SPORTS FACILITIES	231
ACTION PLAN	233
DISCLAIMER	241

APPENDICES


1	NATIONAL CONTEXT
2 (2A-2S)	EXISTING BUILT FACILITIES - QUALITY AUDITS
3	SUMMARY NGB SURVEY RESPONSES - CONSULTATION FEEDBACK
4	SUMMARY SPORTS CLUBS / ORGANISATIONS - CONSULTATION FEEDBACK
5	SUMMARY SCHOOLS SURVEY - CONSULTATION FEEDBACK
6	PARISH COUNCIL CONSULTEES
7	SPORT ENGLAND FACILITY PLANNING MODEL (FPM) ANALYSIS SPORTS HALLS
8	SPORT ENGLAND FACILITY PLANNING MODEL (FPM) ANALYSIS SWIMMING POOLS
9	FACILITY AUDIT ACTIVE PLACES
10	STAKEHOLDER CONSULTEES
11	MARKET SEGMENTATION PROFILES



- 12 ASSESSMENT OF HEALTH AND FITNESS SUPPLY AND DEMAND 2016
- 13 ASSESSMENT OF HEALTH AND FITNESS SUPPLY AND DEMAND 2027
- 14 LOCAL CONTEXT NORTHUMBERLAND

GLOSSARY OF TERMS

TERMS	EXPLANATION
ASSESSING NEEDS AND OPPORTUNITIES GUIDANCE (ANOG)	The Sport England guidance on preparing and developing needs assessments for built sports facilities, which provides the evidence to support a Local Plan.
COMMUNITY USE	A facility has community use if it is open for use by sports clubs/community groups.
COMMUNITY ACCESSIBLE PAY AND PLAY USE	A facility has community accessible pay and play use if it is open for use by individuals in the community.
COMMUNITY USE AGREEMENT (CUA)	A CUA is a formal agreement between an education facility and a local authority (and sometimes also Sport England) for community use of a sports facility on an education site out of school hours
FACILITY PLANNING MODEL (FPM)	The FPM is a facility modelling toolkit, developed by Sport England to inform the current and future need for provision of sports halls, swimming pools and all-weather pitches.
NATIONAL PLANNING POLICY FRAMEWORK (NPPF)	The national planning policy framework which sets out guidance for plan making and the consideration of planning applications.




SPORTS FACILITY CALCULATOR (SFC)

The SFC is a facility modelling toolkit, developed by Sport England to calculate the future need for provision of sports halls, swimming pools and indoor bowls, based on a specified population increase in an identified location.

STRATEGIC SIZE

Strategic size refers to either a sports hall of minimum 3 badminton courts, or a pool of a minimum 160 sqm (as per Sport England Guidance).




1. EXECUTIVE SUMMARY

INTRODUCTION

- 1.1. Northumberland is England's northern most county, stretching from the Scottish Border in the north and west to Tyneside and County Durham in the south. The County is flanked by Cumbria, the Cheviot Hills and North Pennines to the west and by the North Sea to the east.
- 1.2. The County, the largest unitary authority by geographic coverage, is also the most sparsely populated in England with only 63 people per square kilometre. Home to around 318,000 people, Northumberland remains largely rural, with its largest settlements having no more than 40,000 residents. Northumberland has the largest area of Green Belt, of any Local Planning Authority.
- 1.3. The south east of the County is the most densely populated, with the three largest towns, Blyth, Cramlington and Ashington. These act as the main employment and service centres for much of the area. Beyond the south east, the County's main settlements are located along the Tyne Valley corridor, and on a north-south axis across the lowland coastal strip; both areas incorporate main roads and rail lines. Morpeth, Hexham, Prudhoe, Berwick-upon Tweed and Alnwick are the main market towns, all of which have large rural hinterlands. The predominantly rural areas of the County are interspersed with smaller towns, some with their own hinterlands, as well as numerous villages, hamlets and isolated farmsteads.
- 1.4. Areas in the south of the County have the strongest relationship with the Tyne and Wear conurbation. Tyneside attracts people from Northumberland, who travel into the area for work, education, cultural activity and shopping. To a lesser extent, areas in the north and west of the County have relationships with the Scottish Borders, Edinburgh and the Lothians and Carlisle.
- 1.5. The County is divided into four service areas for the purpose of strategic planning; each has a distinct profile which are detailed in this strategy in Section 3.

CONTEXT

- 1.6. Northumberland County Council (NCC) is in the process of preparing a new Local Plan to guide new development and land use up to 2031. This Indoor Facilities Strategy is one of two related studies (a Playing Pitch Strategy (PPS) being the other) comprising the evidence base for the protection of existing provision and the allocation of new open space, sport and recreational facilities within the Local Plan over this timeframe.
- 1.7. The Council undertook a local needs assessment and audit of playing pitches, open space, sport and recreation facilities across the County in 2011, in accordance with the requirements of Planning Policy Guidance Note 17 (Planning for Open Space, Sport and Recreation, July 2002) and its Companion




Guide (September 2002); this has provided the evidence base for policy making and implementation in relation to these subject areas in the existing Local Plan, known as the Local Development Framework (LDF).

- 1.8. The LDF comprises of the Core Strategy, the Development Policy DPD, and the Allocations DPD.
- 1.9. The Core Strategy identifies existing recreational facilities and amenity open spaces as critically important resources for the County.
- 1.10. This is reflected in Strategic Objective 12 of the Northumberland Core Strategy which sets out to “...**Leisure, tourism, cultural and community activities are important elements of a vibrant mix particularly within town centres. Many types of leisure-time activity are well catered for within Northumberland’s centres, but evidence and opinion shows the need to ensure their retention and encourage further diversification.**”
- 1.11. The 2011 studies are now out of date and a new local needs assessment and audit of open space, sport and recreation facilities which is in accordance with the NPPF, NPPG and Sport England’s guidance is needed to support the preparation of a new Local Plan.
- 1.12. Overall, this study will help the Council meet a key priority set out in the Council’s Corporate Plan 2013-17; “**We will encourage lifestyles that result in low levels of obesity – with individuals actively participating in sport, leisure and cultural activities and following healthy diets**”. The Local Plan is a key mechanism for delivering this priority.

STRATEGY PURPOSE

- 1.13. The purpose of the Indoor Sports Facility Strategy is to provide a robust future action plan for indoor sports facilities in Northumberland and to support the preparation of the Local Plan. The work will enable the Council to adopt a clear vision and priorities for the future (based on local need) and a direction for the allocation of resources. The study will help to ensure that the current and future demand for sports and recreation facilities are planned for holistically, and that the needs of the current and growing population of Northumberland can be fully addressed.
- 1.14. The study will:
 - **Provide evidence to justify the provision of new open space, sport and recreation provision or enhancement of existing;**
 - **Help assess the merits of planning applications and guide planning obligations;**
 - **Help direct expenditure of any future Community Infrastructure levy monies and Section 106 planning contributions for sport;**



- Support the development of sport and physical activity in the County by ensuring a high-quality facility infrastructure exists; and
- Support the strategic case for applications to funding organisations.

1.15. Key elements addressed by the Indoor Sports Facility Strategy include:

- **QUANTITY** - Are there enough facilities with sufficient capacity to meet needs up to 2031 (in line with the Northumberland Local Plan)
- **QUALITY** - Are the facilities fit for purpose for the users? Do the facilities provide the level of play needed, and does the quality meet the users' and NGBs' expectations?
- **ACCESSIBILITY** - Are the facilities in the right physical location for users?
- **AVAILABILITY** - Are the facilities available at the right time to users who want to use them?


STRATEGY SCOPE


1.16. In terms of geographical scope, the assessment covers the whole County of Northumberland, including that within the Northumberland National Park. In terms of provision, the assessment includes the following:

- **Indoor sports facilities**
 - For indoor sports, the audit considers indoor swimming pools, indoor tennis facilities, sports halls and appropriate school and local community facilities and health and fitness facilities. Indoor sports and facilities which are relevant to the County including but not limited to: indoor sports hall sports; swimming; health and fitness; squash; bowls; tennis and athletics.

STRATEGY STRUCTURE

1.17. The Strategy has been developed using the Sport England Assessing Needs and Opportunities guidance (ANOG), published in 2014; the Strategy structure reflects the stages set out in this guidance.






COUNTY PROFILE

Table 1.1: Summary of Northumberland's Demographic Characteristics

RELEVANT LOCAL FACTORS	KEY ISSUE	NARRATIVE ON KEY ISSUE
CURRENT POPULATION 2017 (2012 SNPP ONS)	319,600 (2017)	Population growing
FUTURE POPULATION BY 2031 (2012 SNPP ONS)	324,195 Increasing older population	Population growth of 1.44% by 2031. The largest growth will be in those aged 65 and over which is estimated to increase by 52.6%, those aged 70-79 is projected to increase by 48.8%. There is a notable 25.4% decrease in the 20-64 age group (-22,130)
NEW HOUSING DEVELOPMENT	1,176 new homes per annum until 2031, total of 23,520	Need identified as: <ul style="list-style-type: none">● Northumberland's population is growing.● People are living much longer, with increasing life expectancy.● Household sizes are falling.● Helping to maintain a local labour supply and support economic growth.
KEY PROFILE/DEMOGRAPHIC CHARACTERISTICS - CURRENT	Predominantly Rural District Low level of deprivation Excess weight an issue for both adults and children. Overall activity levels tend to show a decline and are below the regional and national averages.	<p>Northumberland is England's northern most county, stretching from the Scottish Border in the north and west to Tyneside and County Durham in the south. The County is flanked by Cumbria, the Cheviot Hills and North Pennines to the west and by the North Sea to the east.</p> <p>The County, the largest unitary authority by geographic coverage, is also predominantly rural and is the most sparsely populated in England with only 63 people per square kilometre. Home to around 318,000 people, Northumberland remains largely rural, with its largest settlements having no more than 40,000 residents. Northumberland has the largest area of Green Belt, of any Local Planning Authority.</p> <p>The south east of the County is the most densely populated, with the three largest towns, Blyth, Cramlington and Ashington. These act as the main employment and service centres for much of the area. Beyond the south east, the County's main settlements are located along the Tyne Valley corridor, and on a north-south axis across the lowland coastal strip; both areas incorporate main roads and rail lines. Morpeth,</p>



Hexham, Prudhoe, Berwick-upon Tweed and Alnwick are the main market towns, all of which have large rural hinterlands.

The predominantly rural areas of the County are interspersed with smaller towns, some with their own hinterlands, as well as numerous villages, hamlets and isolated farmsteads.

The BME profile of the County ranges by service area from 97.8 - 99.1% white British.

Overall low level of deprivation, but some pockets, particularly in the South East.

There are currently a range of between 67.1% and 71.1% of people who are economically active depending on service area.

A range of between 2.8% - 6.3% by service area of the economically active are unemployed which is significantly higher in the South East than the national rate 5.7%.

Excess weight and obesity are an issue for the County.


The number of adults with excess weight in Northumberland (69.5%) is higher than the England average (64.6%).

Excess Weight in 10 and 11 year olds in Northumberland (19.8%) is significantly higher than England (19.1%).


SE APS 10 Q2 once a week participation levels are slightly below regional and national averages.

SE APS 10 Q2 3 x week participation levels are significantly lower than the regional and national averages.


The implications of the Market Segmentation analysis are that there is need to ensure provision of quality facilities for keep fit/gym, swimming and football with opportunities to participate in cycling, running and golf; this will address participation needs of the most dominant segments, Tim, Philip, Ralph and Phyllis, Chloe and Elaine.



KEY DEMOGRAPHIC CHARACTERISTICS - FUTURE	<p>Increasing population</p> <p>Ageing population</p> <p>Latent demand for sport reducing</p>	<p>The population is due to rise from 319,600 in 2017 to 324,195 in 2031.</p> <p>An ageing population by 2031, 31% of the population of Northumberland is projected to be over 65 (compared to 25% in the North East and 22% in England)</p> <p>Projections 2012 to 2031 show a significant increase in the over 65 age group, an increase of 52.6%.</p> <p>During the same period the 70 to 79 age group is also predicted to increase by 48.8%, with the 80 to 89 age group increasing by 90%, and the 90+ age group experiencing the most significant increase, 162%.</p> <p>Those aged 60 and over which is estimated to reach 38,200 an increase of 37%, those aged 75 and over is projected to increase by 83% by 2035</p> <p>Gradual decline over the last 10 years of people participating in sport and physical activity</p>
HEALTH (2016 HEALTH PROFILE)	<p>Life expectancy for women is significantly lower than the England average at 82.5 years compared to 83.2 years. Life expectancy for men is 79.4 years in line with the England average of 79.5 years.</p> <p>Life expectancy is variable across the County reaching a low as 51 years for men in the South East (Director of Public Health report 2015)</p> <p>Excess weight in adults is high and worse than the England average at 69.5% compared with 64.6%.</p> <p>Children in year 6 classed as obese are worse than the England average (19.1%), with 19.8% classed as obese. This has risen since the 2015 report from 17.7%.</p>	<p>The health of people in Northumberland is generally slightly worse than the England average.</p>




	<p>GCSE attainment is 56.8% worse than the England average of 57.3%.</p> <p>Early death from heart disease and stroke, 69.5%, is better than the England average, 75.7%. Whilst recorded levels of diabetes are 7.3% significantly worse than the average of 6.4%.</p>	
PARTICIPATION	<p>Active Lives Year 1 data for Northumberland highlights the following:</p> <ul style="list-style-type: none">• 76.5% of Northumberland's residents aged 16+ took part in sport and physical activity at least twice in the 28 days prior to the survey being undertaken• 24.4% of the Northumberland population is inactive – i.e. they had undertaken less than 30 minutes' physical activity or sport in the last 28 days• 12.2% of the County's population had undertaken at least 30-149 minutes' physical activity or sport in the last 28 days• 63.4% of the County's population had undertaken at least 150 minutes' physical activity or sport in the last 28 days (including gardening)	<p>This data further highlights that many in the County are physically active, the regularity of this could still increase, and there is still almost a quarter of the population who are not active enough to gain any health benefits</p>



OVERALL IMPLICATIONS FOR SPORTS FACILITY

- The population is ageing which means facilities will need to be accessible and provide appropriately for older people e.g. day time access will be important because some elderly people do not like going out at night and travel by public transport may be easier during the day
- Focussed areas of deprivation mean that sports facilities need to be well-located to public transport and local communities, and be accessible and affordable, so those without private transport can still get to them
- The high level of adult excess weight in the County, and levels of childhood obesity which means sports facilities need to be welcoming and accessible to all, to encourage and facilitate increased levels of physical activity
- There is a need to ensure provision of quality facilities for keep fit/gym, swimming and football with opportunities to participate in cycling, running and golf.
- The geographical scale of the County can present access issues to the larger sports facilities therefore this rural factor must be considered when considering the value of new or improved local facilities within communities.


Source: All statistics quoted in Table 1.1 are taken from data in Section 3



STRATEGY ANALYSIS

1.18. Based on the findings and analysis undertaken to develop this Strategy, the key issues in terms of future provision are:

- **Co-ordinated and strategic local partnership working – to invest in provision, support the voluntary sector, develop informal and formal participation opportunities, and make optimum use of all available resources**
- **Partnership working with education to better use the existing facilities, and increase sustainable community access (particularly pay and play)**
- **Partnership working with public health and the CCG to develop an ‘offer’ targeted at the least inactive, using informal places and spaces, just to increase their levels of activity**
- **An extended offer for young people**
- **Better linkages between programmes and activities in leisure centres and clubs and participants using the great outdoors**
- **Investment in the voluntary sector to develop more coaches and leaders to support and develop the club network**




PRIORITY INVESTMENT NEEDS


1.19. Priority investment needs and the options to deliver these are set out in Table 1.2.

Table 1.2: Priorities for Future Provision of Sport and Leisure Facilities in Northumberland

PLANNING IMPACT	FACILITY TYPE	CURRENT NEED	FUTURE NEED	OPTIONS TO ADDRESS IDENTIFIED NEED
SPORTS HALLS				
PROVIDE	Sports halls	None a current over supply of +31.80 badminton courts (2017)	None a projected over supply of 30.56 badminton courts by 2031	<p>There is a need to maintain the quality of existing provision, to ensure existing participation levels are retained as a minimum, and where possible, grow. There could be the opportunity when considering the replacement of ageing facilities (as highlighted within this section) to assess on an individual project basis the need for sports hall provision where there are sufficient other available sports halls in the 20-minute catchment used.</p> <p>It is likely that planned developments in Berwick upon Tweed, Morpeth and Ponteland would not be in a position to do this but the proposed Blyth Sports Centre replacement facility (which currently has an 8 court sports hall) could be considered for a reduction in the number of courts to 4 courts or less.</p>
ENHANCE	Sports halls			Increased community (club and pay and play) access to existing sports halls on education sites which could facilitate changes to existing facility mixes under proposals for replacement (as outlined above)
SWIMMING POOLS				
PROTECT	Swimming Pools	None a current over supply of 406 sqm of water space (2017)	None a projected over supply of 315 sqm by 2031.	<p>Replace ageing facilities: Blyth Sports Centre is the priority pool for replacement in the short to medium term, as the oldest in the County. Riverside Leisure Centre, Morpeth; Ponteland Leisure Centre and the Swan Centre for Leisure, Berwick upon Tweed are a priority for replacement in the medium term.</p> <p>The FPM identifies the need for more water space in the South East service area and the proposed replacement facility in Blyth could achieve</p>




				this. The resident club at Blyth has clearly articulated the requirement to retain existing pool capability to allow as many aqua activities to take place.
ENHANCE -	Swimming Pools			Blyth should be considered for any provision of a competition pool ahead of any other potential facility replacement sites. Even though there is a clearly identified need for more water space in Morpeth (through club and previous customer feedback) and the potential for the town to have a county central competition venue as part of any redevelopment of Riverside Leisure Centre there is no requirement for nearly doubling the exiting water space in Morpeth.
HEALTH AND FITNESS				
PROVIDE	Fitness Suites	Under supply of -242 fitness stations	Under supply of -255 fitness stations	Increase existing levels of pay and play provision through the proposals for the replacement of four of NCC's facilities which has the potential to add up to 200 new fitness stations. The remainder would be provided through a combination of new private health and fitness provision and local community provision.
PROVIDE	Fitness Suites			<p>Consider areas of most identified demand that wouldn't potentially be enhanced by replacement proposals and consider how this demand could be met. The only area identified that wouldn't be covered by this is demand for additional stations is in the Alnwick area.</p> <p>Consideration should be given as to whether the existing offer at Willowburn Sports Centre, Alnwick could be enhanced with additional stations.</p> <p>Consider provision of fitness stations in community /village halls to increase supply and local access.</p>
SQUASH COURTS				
PROTECT	Squash Courts	Retain existing provision	Retain existing provision	There is a need to maintain the quality of existing provision, to ensure existing participation levels are retained as a minimum, and where



		No strategic need identified	No strategic need identified	possible, grow.
--	--	------------------------------	------------------------------	-----------------

INDOOR BOWLS				
PROTECT	Indoor Bowls	Under supply of -27.80 rinks (2017)	Under supply of -28.20 rinks by 2031	Protect existing provision in Berwick (4 rink)
ENHANCE	Indoor Bowls			In addition to provision in neighbouring authorities in the south of the County consider in conjunction with England Bowls how to address the under supply in the County.
ATHLETICS/RUNNING				
PROTECT	Athletics	Retain existing provision.	Retain existing provision.	
PROVIDE		Running trails/tracks and infrastructure to facilitate the continued growth of this sport in the County.	Running trails/tracks and infrastructure to facilitate the continued growth of this sport in the County.	Development of safe running trails/routes; these could be 'shared' with walkers and to a certain extent, cyclists. Consider the need identified for track provision in Alnwick as highlighted in club consultation
INDOOR TENNIS				
PROVIDE	Indoor Tennis Courts	No existing provision No strategic need identified	No existing provision. No strategic need identified	



VISION

1.20. The Vision for future provision of sport and leisure in Northumberland is:


'To facilitate development of sustainable, high quality, well-located, accessible sport and leisure facilities and opportunities in partnership, to encourage increased participation in sport and physical activity, and contribute to improved community health and wellbeing outcomes across the County.'

1.21. As a minimum, NCC wishes to see accessible community sport and leisure facilities, places and spaces for swimming, fitness and sports hall sports/activities available for all residents. This includes both formal and informal spaces e.g. community halls in which to play sport and be physically active.

AIMS

1.22. The aim of providing sufficient high quality, fit for purpose and accessible provision, places and spaces is to:


- **Increase the amount of regular physical activity undertaken by individuals, and particularly by those who are currently inactive**
- **Develop additional facility provision where need is evidenced e.g. as a result of population growth**
- **Encourage new participants to start taking part in physical activity**
- **Enable opportunities for participation to be provided in a wider range of places and spaces, and particularly at a very local level, open spaces**
- **Facilitate the development of healthier lifestyles across Northumberland's communities**
- **Create active environments where the opportunity to be more physically active is an integral part of everyday life**
- **Support and provide opportunities for local sports clubs and community groups**
- **Maximise opportunities to take part in physical activity in areas where population is more sparse**



- 1.23. The provision of high quality and accessible facilities, the opening up of education facilities, and development of new provision, will contribute to healthier lifestyles in Northumberland, across all age groups. Facilitating opportunities to be more physically active, more often is also important, to help reduce health inequalities, and help people to live and age better.
- 1.24. Sustainability of high quality, and critically, accessible facility provision is key to maintaining these opportunities; NCC needs to plan now for the investment requirements of its existing facilities, and work in partnership with other providers and stakeholders to address the other priorities identified through this Strategy.

PRINCIPLES FOR FUTURE PROVISION

- 1.25. Analysis of existing provision identifies some principles that should underpin all future sport and leisure facility development in the County. These are to:
- **Ensure residents in all areas of the County have pay and play access to good quality, local, accessible and affordable provision, whether it is a formal sports hall or a community hall,**
 - **Aim to ensure that existing, and any new, sports facilities on education sites provide a balance of opportunities (through a formal agreement) for community access – both pay and play and club use**
 - **Replace / refurbish ageing facilities where new provision is needed; all new and refurbished provision should be designed and developed based on Sport England and NGB guidance, and be fully inclusive**
 - **Rationalise existing provision where new fit for purpose facilities can replace/improve existing buildings (existing levels of sports hall provision need to be maintained as a minimum, given the levels of existing facility under-supply)**
 - **Make better use of all existing facilities, irrespective of provider; an example would be extending access to existing facilities on education sites, which are only operational for limited periods**
 - **Invest in existing provision to improve quality**
 - **Invest strategically to ensure economic viability and sustainability of provision.**




- Take the rural nature of the County into account when considering facility provision.

ACTION PLAN


1.26. The Action Plan underpinning the Strategy is summarised in the table overleaf:

Table 1.3: Strategy Action Plan


RECOMMENDATION	ACTION	RESPONSIBILITY	TIMESCALE		RESOURCES
			SHORT	= 1 – 5 YEARS	
			MEDIUM	= 5 - 10 YEARS	
			LONG TERM	= 10+ YEARS	
RECOMMENDATION 1 (R1) NCC and its partners prioritise investment into maintaining and where possible improving the quality of sports hall provision to: <ul style="list-style-type: none"> • Ensure that identified current surplus of provision of pay and play access to sports hall provision +31.80 now, and +30.56 courts by 2031 does not become a deficit. This to be achieved by: <ul style="list-style-type: none"> • Replacement of ageing facilities – specifically Blyth Sports Centre, Riverside Leisure Centre, Swan Centre for Leisure and Ponteland Leisure to ensure the provision of accessible, fit for purpose facilities (PROVIDE)	Ensure the need for continued quality pay and play sports hall provision is reflected in the Local Plan	NCC	Short term		Officer time - NCC Planning and leisure officers
	Ensure identified facility needs are reflected in the funding requirements for the County	NCC	Short term		Officer time - NCC Planning and leisure officers
	Commence the forward planning for replacement of ageing facilities and to finalise facility mixes for each new replacement facility	NCC	Medium term		Officer time - NCC Planning and leisure officers, Sport England.




<p>RECOMMENDATION 2 (R2)</p> <p>NCC works with education, parish councils and health and well-being partners to better use the available capacity in existing sports and activity halls</p> <p>(PROTECT AND ENHANCE)</p>	<p>NCC review existing sports hall programming to identify opportunities to extend and develop access for a range of day time uses, particularly targeted at those who are inactive, and those who may not have access to private transport.</p>	<p>NCC</p>	<p>Medium Term</p>	<p>Officer time - NCC leisure officers</p>
<p>RECOMMENDATION 3 (R3)</p> <p>NCC and its partners work with relevant education partners to review, revise and implement CUAs which provide a better balance of pay and play and club use, to meet on going need for access to sports hall space.</p> <ul style="list-style-type: none"> NCC works with local schools, and Sport England to review, revise and re-implement formal community use agreements in: <ul style="list-style-type: none"> ➤ Schools where they are currently in place, to increase opportunities for pay and play community access ➤ New education facilities provided as required in relation to new developments/ planning permissions NCC works with local schools, to review, revise and improve current operational 	<p>NCC and its partners work with relevant educational organisations to review, revise and implement CUAs which provide a better balance of pay and play and club use.</p>	<p>NCC, All new education sites</p>	<p>Short term</p>	<p>Officer time - NCC leisure officers</p> <p>Time costs for developing CUAs (legal, possibly external support)</p>
	<p>Develop a partnership approach to discussions with identified schools to increase pay and play community access to the existing sports facilities</p>	<p>NCC to initiate</p>	<p>Ongoing</p>	<p>Officer time - NCC leisure officers, Sport England, relevant local schools</p>
	<p>NCC and its partners work to extend opportunities at existing identified education sports halls with capacity for increased community use</p>	<p>NCC to initiate</p>	<p>Ongoing</p>	<p>Officer time - NCC leisure officers, Sport England, relevant local schools</p> <p>Time costs for developing CUAs (legal, possibly external support)</p>
	<p>NCC and its partners work with local schools, and Sport England to review, revise and re-implement formal community use agreements in:</p> <p>Any new schools as part of Planning</p>	<p>NCC</p>	<p>Short to Medium</p>	<p>NCC leisure and planning officers, Sport England</p> <p>Time costs for developing</p>



<p>arrangements, to better manage and deliver community bookings</p> <p>(PROTECT AND ENHANCE)</p>	<p>Conditions</p> <p>The aim should be to review SLAs /CUA Agreements and to find ways of increasing usage capacity, to enable provision of better balanced accessibility and to include community pay and play use.</p>			CUAs (legal, possibly external support)
<p>RECOMMENDATION 4 (R4)</p> <p>NCC and its partners prioritise investment into pay and play swimming provision to:</p> <ul style="list-style-type: none"> Replace ageing facilities in order of priority being Blyth Sports Centre, Riverside Leisure Centre (Morpeth). Swan Centre for Leisure (Berwick upon Tweed) and Ponteland Leisure Centre <p>(ENHANCE AND PROTECT)</p>	<p>Commence the forward planning for replacement of ageing facilities, and undertake relevant technical feasibility work as required to explore the potential for site re-development/re-location</p> <p>Ensure identified facility needs are reflected in the funding requirements for the County.</p>	<p>NCC, external consultants</p> <p>NCC</p>	<p>Short/Medium term</p> <p>Short term</p>	<p>Officer time - NCC Planning and leisure officers, external consultants, Sport England.</p> <p>Officer time - NCC Planning and leisure officers</p>
<p>RECOMMENDATION 5 (R5)</p> <p>If the need in the County is clearly identified for a purpose built 8 lane competition pool, then NCC to consider supporting this development when considering the replacement of Blyth Sports Centre.</p> <p>(PROVIDE)</p>	<p>Ensure identified facility needs are reflected in the Blyth Sports Centre proposals for replacement</p>	NCC	Short/Medium term	Officer time - NCC Planning and leisure officers, external consultants, Sport England



RECOMMENDATION 6 (R6) NCC and its partners prioritise the need to address the current (-242) and future (-255 by 2031) under – supply of fitness stations in the County. Extension of the fitness suite offers at Blyth Sports Centre, Riverside Leisure Centre, Swan Centre for Leisure and Ponteland Leisure Centre are priority investment projects NCC and its partners facilitate, where possible, increased access to pay and play fitness and studio facilities/space where studio activities can take place e.g. other NCC centres, community facilities, open space, parks green gyms) etc. (PROVIDE)	Ensure the need for additional provision is reflected in the Local Plan	NCC	Short/Medium term	Officer time - NCC Planning and leisure officers
	Ensure identified facility needs are reflected in the funding requirements for the County.	NCC	Short term	Officer time - NCC Planning and leisure officers
RECOMMENDATION 7 (R7) In conjunction with England Bowls, NCC considers how to address the under supply of indoor bowls rinks in the County. Address identified current need for provision of Indoor Bowls rinks: 27.80 rinks now, and 28.20 rinks by 2031 (PROVIDE)	To facilitate initial discussion with England Bowls	NCC	Medium/Long term	NCC leisure and planning officers, NGB, Sport England; local bowls clubs;
RECOMMENDATION 8 (R8)	Use the Strategy evidence base to inform investment opportunities	NCC	Short	NCC planning and leisure officers



Where appropriate, NCC and its partners seek to secure CIL/S106 contributions that could contribute towards the development of additional leisure facilities, safe walking, running and cycling routes, and where possible to open up other informal, multipurpose places and spaces where people can be active.

(PROVIDE, AND PROTECT)

RECOMMENDATION 9 (R9)

NCC and its partners identify the level of capital funding required to address the identified investment needs for sports facilities and investigate the various sources available for capital funding.

(PROVIDE)

Work with NCC planning colleagues to identify potential levels of capital funding from residential development

Working with partners to identify all potential sources of capital funding to support new facility provision in the County.

NCC leisure officers

NCC leisure officers

Medium

Medium

NCC planning and leisure officers

NCC leisure officers, NCC partners, external funding

RECOMMENDATION 10 (R10)


NCC and its partners prioritise investment in the development of high quality community sports facilities, in partnership

NCC to continue to work internally with Public Health and any relevant and identified community partners to ensure provision of, and access to, appropriate community sports


NCC leisure and community development officers;

Medium

NCC leisure officers, NCC partners, potential use of planning contributions, plus other health, community development and external




<p>with Public Health and other local partners. Increasing available capacity and therefore opportunities to take part in regular physical activity, in the local community, will contribute to reduced health inequalities, increased participation and better community cohesion.</p> <p>(PROVIDE AND ENHANCE)</p>	<p>facilities, and opportunities to be physically active.</p>			<p>funding; Sport England potentially</p>
<p>RECOMMENDATION 11 (R11)</p> <p>There should be on-going monitoring of this Strategy through its implementation, but as a minimum, progress should be reviewed and refreshed every five years. On-going monitoring should include partnership working with neighbouring local authorities to keep aware of facility changes and developments.</p> <p>(PROTECT)</p>	<p>Establish monitoring process</p> <p>Ensure ongoing dialogue with neighbouring local authorities</p>	<p>NCC</p>	<p>Ongoing</p>	<p>NCC leisure officers</p>



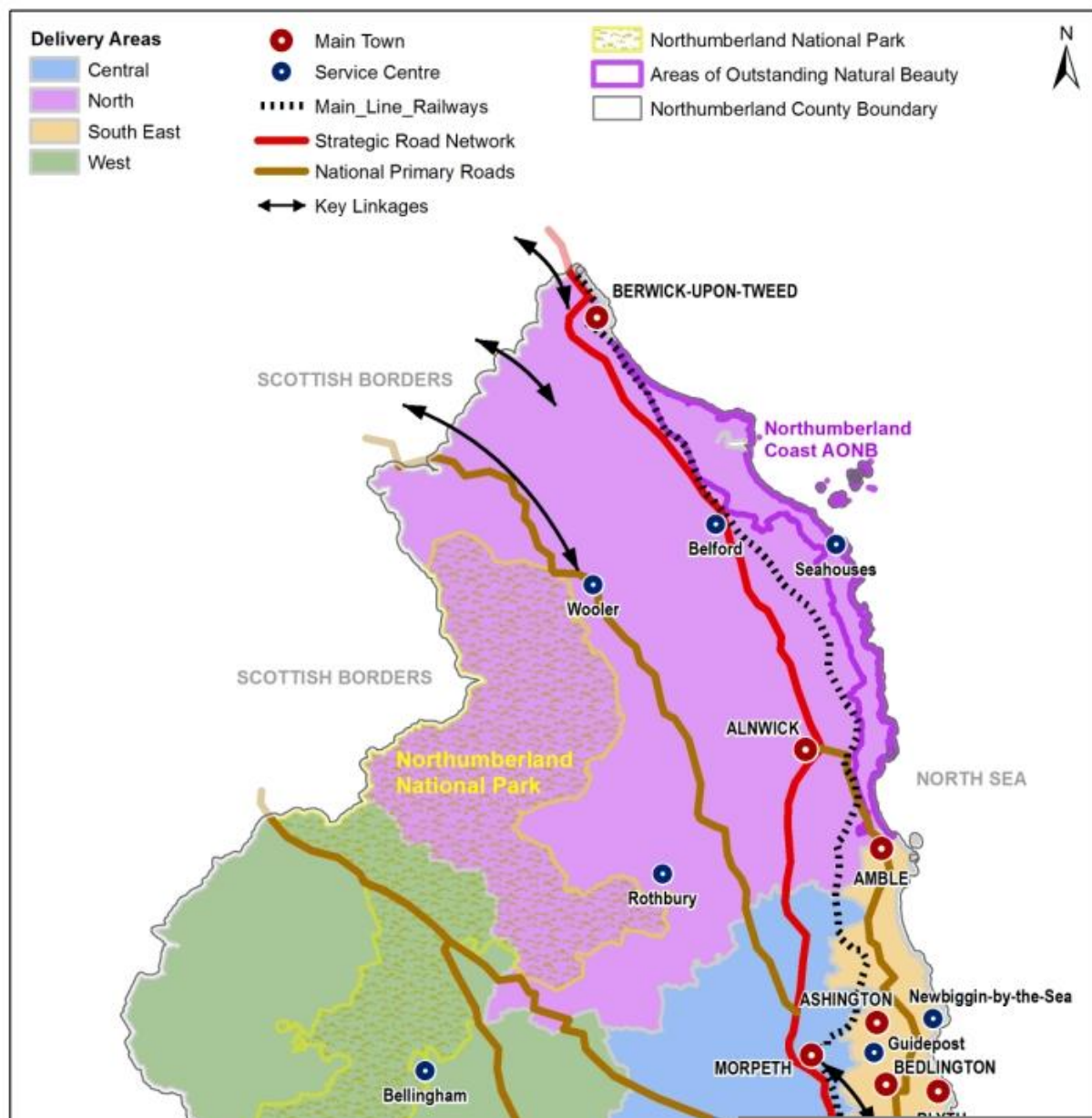

2. ANOG STAGE A- INTRODUCTION AND SCOPE


INTRODUCTION


- 2.1. Northumberland is England's northern most county, stretching from the Scottish Border in the north and west to Tyneside and County Durham in the south. The County is flanked by Cumbria, the Cheviot Hills and North Pennines to the west and by the North Sea to the east.
- 2.2. The County, the largest unitary authority by geographic coverage, is also the most sparsely populated in England with only 63 people per square kilometre. Home to around 318,000 people, Northumberland remains largely rural, with its largest settlements having no more than 40,000 residents. Northumberland has the largest area of Green Belt, of any Local Planning Authority.
- 2.3. The south east of the County is the most densely populated, with the three largest towns, Blyth, Cramlington and Ashington. These act as the main employment and service centres for much of the area. Beyond the south east, the County's main settlements are located along the Tyne Valley corridor, and on a north-south axis across the lowland coastal strip; both areas incorporate main roads and rail lines. Morpeth, Hexham, Prudhoe, Berwick-upon Tweed and Alnwick are the main market towns, all of which have large rural hinterlands. The predominantly rural areas of the County are interspersed with smaller towns, some with their own hinterlands, as well as numerous villages, hamlets and isolated farmsteads.
- 2.4. Areas in the south of the County have the strongest relationship with the Tyne and Wear conurbation. Tyneside attracts people from Northumberland, who reach into the area for work, education, cultural activity and shopping. To a lesser extent, areas in the north and west of the County have relationships with the Scottish Borders, Edinburgh and the Lothians and Carlisle.
- 2.5. The County is divided into four service areas for the purpose of strategic planning, each has a distinct profile which are detailed in this strategy in section 3. The service area and key service centres in Northumberland are identified in map 1.



Map 1: Northumberland service areas and key service centres







PURPOSE AND OBJECTIVES IN DEVELOPING A SPORTS FACILITIES STRATEGY

- 2.6. The rationale for developing a Sports Facility Strategy for the County has both a national and local context. At national level, National Planning Policy Framework (NPPF) Paragraphs 73 and 74 outline the planning policies for the provision and protection of sport and recreation facilities:

“Access to high quality open spaces and opportunities for sport and recreation can make an important contribution to the health and well-being of communities. Planning policies should be based on robust and up to date assessments of the needs for open space, sports and recreation facilities and opportunities for new provision. The assessments should identify specific needs and quantitative or qualitative deficits or surpluses of open space, sports and recreational facilities in the local area. Information gained from the assessments should be used to determine what open space, sports and recreational provision is required”


‘Existing open space, sports and recreational buildings and land, including playing fields, should not be built on unless:

- An assessment has been undertaken which has clearly shown the open space, buildings or land to be surplus to requirements; or**
- The loss resulting from the proposed development would be replaced by equivalent or better provision in terms of quantity and quality in a suitable location; or**
- The development is for alternative sports and recreational provision, the needs for which clearly outweigh the loss.”**

- 2.7. At local level, the purpose in developing the Sports Facility Strategy is:

The purpose of the study is to inform, provide evidence for and make recommendations in relation to:

- An evidence-based assessment of need for indoor sports facilities that meets existing and anticipated future demand**
- A clear understanding of the overall surpluses and deficiencies across the County and any specific geographical and/or individual facility needs**
- Establish the principles to help inform where future resources should be focused**
- Production of a strategy which is compliant with Sports England guidance.**




In addition, the information contained in the strategy will provide information to:

- **Provide a robust evidence base for the development and application of planning policies**
- **Inform and influence S106 and CIL funding from developments**
- **Inform the authority's approach to infrastructure planning for future provision of sports facilities in terms of number, type, scale, location and accessibility**
- **Inform development management decisions on planning applications**
- **Provide the evidence base for funding bids.**

2.8. The key local drivers prompting Northumberland County Council to produce a Sports Facility Strategy are the need to:

- **Establish a clear picture of facilities within Northumberland in terms of; quality, accessibility and availability of facilities.**
- **Establish a clear understanding of what the current and future demand of facilities are across Northumberland, taking into account the local population profile, sports participation, unmet, latent, dispersed and future demand and sports specifics priorities.**
- **Assessment of potential surplus and deficiencies in sports and leisure assessments in relation to quality, quantity, accessibility and availability.**
- **Identify recommendations for future provision and investment in facilities.**
- **Ensure a strategic approach with a robust methodology which matches the developing Northumberland Local Plan and will inform planning policy in terms of developer contributions and other sources of funding.**



PROPORTIONATE APPROACH


2.9. The brief developed by Northumberland County Council identified the key objectives of the strategy as:

- **Developing a framework to support medium to long-term strategy and the financing of sport and leisure facilities in Northumberland, both indoor and outdoor.**
- **Providing clear needs analysis for developers regarding future sport and recreation facility needs across the county taking into consideration the challenges of the Northumberland landscape. Identify current supply and demand issues for sport and leisure provision across the county.**
- **Identify priorities for sports within Northumberland based on the National Governing Body targets and local community needs.**
- **Provide robust evidence to identify priorities for sport and leisure in the medium term to enable the Local Authority to direct potential capital investment through a clear strategic framework.**
- **Provide robust evidence to guide and support bids to external funding partners to support the delivery of sport and leisure facilities both in the development of new sites and enhancement and improvement of existing sites.**
- **To contribute to the Council's Local Plan objectives by providing detailed and robust data for the development of indoor and outdoor sport and leisure provision.**

- **Provide a priority list of investments and resources to be secured through such schemes as Section 106 and Community Infrastructure Levy (CIL).**
- **Identify the role of other key service providers including education in supporting community sport and leisure provision.**
- **Identify the role that high quality sport and leisure facilities can play in overcoming health inequalities and community cohesion across the county.**

STRATEGY STRUCTURE

2.10. The Strategy has been developed using the Sport England Assessing Needs and Opportunities guidance (ANOG), published in 2014.



2.11. The overall document is essentially in two parts:

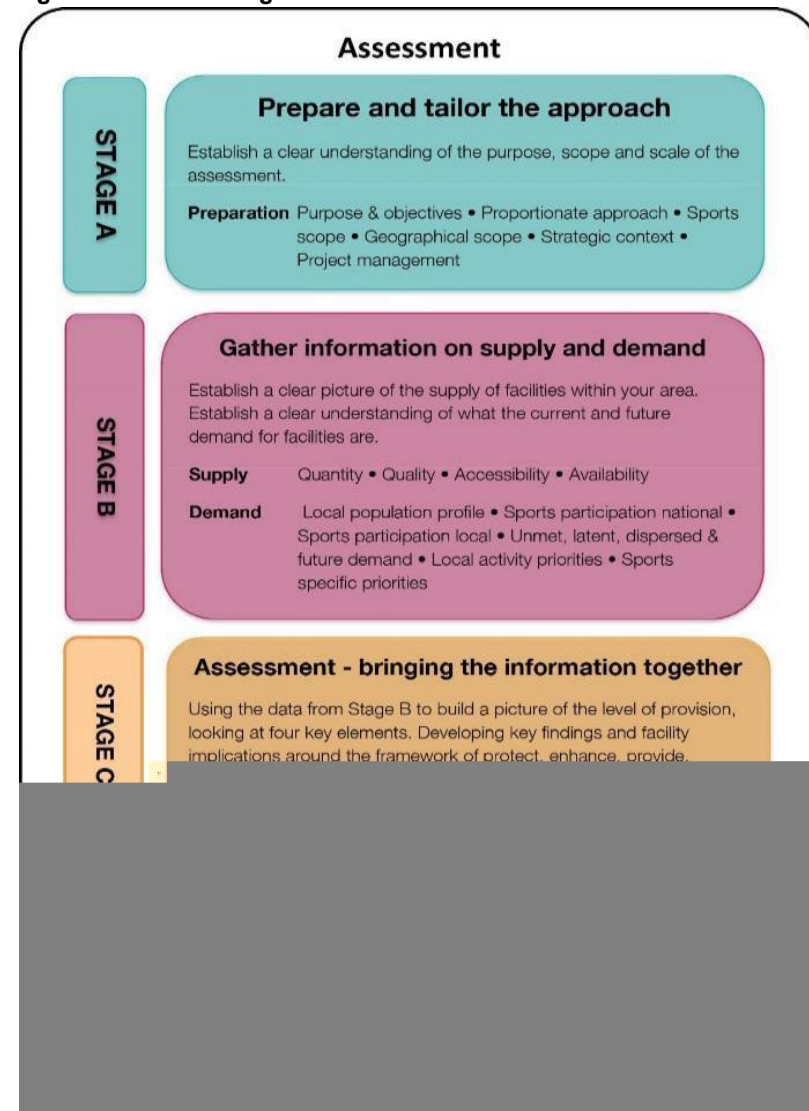
- The **Assessment** of Need – developed based on the ANOG approach, as set out in Figure 2.1 opposite:
- The **subsequent** Strategy- this sets out the proposed response to the issues identified in the Needs Assessment


SPORTS AND GEOGRAPHICAL SCOPE


2.12. The scope of the study includes analysis of provision for the following sports/activities across Northumberland.

- **Sports Halls**
- **Swimming Pools**
- **Health and Fitness Facilities including Studios**
- **Squash Facilities**
- **Indoor Bowls**
- **Athletics facilities**
- **Indoor Tennis Facilities**

Figure 2.1: ANOG Stages







2.13. It will:

- **Present information and findings that will help the Council to make informed decisions about the future of their leisure stock**
- **Provide a needs-driven evidence base that will identify strategic actions and priorities for the County**
- **Provide robust information about the future of facility provision across the County**
- **Provide indicative capital considerations and potential funding opportunities for facility projects within Northumberland**

2.14. In addition to purpose built leisure facilities, consideration is given to the role of the following in meeting local need:


- **Community assets (community halls)**
- **Education facilities**

2.15. The Sports Facility Strategy has been developed in parallel with a Playing Pitch Strategy; both documents will provide an evidence base for the Northumberland Local Plan 2016-2036 and underpin future priorities for provision.

2.16. The Strategy covers the geographical area of Northumberland but references areas outside the County boundaries as appropriate.

PROJECT MANAGEMENT

2.17. The development of this Strategy has been informed and influenced by a number of key national and local strategies and policies. The majority of the national policies and references are summarised in Appendix 1. Other key policies and strategies are summarised below and referenced in subsequent sections of the Strategy, as appropriate.



3. STRATEGIC POLICY AND CONTEXT

INTRODUCTION

NATIONAL LEVEL

- 3.1 There are a number of key national and local strategies and policies which inform and influence the development of these strategies. The majority of the national documents are summarised in Appendix 1, but the main ones are summarised below. These national policies inform the approach to current and future provision of sports facilities, linked to health improvement, increased participation, and the appropriate levels of provision of facilities to meet local needs. From a planning perspective, the national agenda makes the link between national planning policy, a Local Plan and population growth at local level, and the need to plan for increased demands for infrastructure and provision, linked to Protect, Enhance and Provide.


NATIONAL PLANNING POLICY FRAMEWORK (NPPF)

- 3.2 The National Planning Policy Framework (NPPF) sets out the requirement of local authorities to establish and provide adequate and proper leisure facilities to meet local needs. Paragraphs 73 and 74 outline the planning policies for the provision and protection of sport and recreation facilities:

“Access to high quality open spaces and opportunities for sport and recreation can make an important contribution to the health and well-being of communities. Planning policies should be based on robust and up to date assessments of the needs for open space, sports and recreation facilities and opportunities for new provision. The assessments should identify specific needs and quantitative or qualitative deficits or surpluses of open space, sports and recreational facilities in the local area. Information gained from the assessments should be used to determine what open space, sports and recreational provision is required”.

“Existing open space, sports and recreational buildings and land, including playing fields, should not be built on unless:


- **An assessment has been undertaken which has clearly shown the open space, buildings or land to be surplus to requirements; or**
- **The loss resulting from the proposed development would be replaced by equivalent or better provision in terms of quantity and quality in a suitable location; or**
- **The development is for alternative sports and recreational provision, the needs for which clearly outweigh the loss.”**



- 3.3 Sport England is a statutory consultee on all planning applications that affect sports facilities; it looks to improve the quality, access and management of sports facilities as well as investing in new facilities to meet unsatisfied demand. Sport England requires local authorities to have an up-to-date assessment of sports facility needs and an associated strategy including a recommendation that the evidence base is reviewed every five years.
- 3.4 The key drivers for the production of the strategy as advocated by Sport England are to protect, enhance and provide sports facilities, as follows:
- **Protect: To provide evidence to inform policy and specifically to support Site Allocations and Development Management Policies which will protect sports facilities and their use by the community, irrespective of ownership**
 - **Enhance: To ensure that sports facilities are effectively managed and maintained and that best uses are made of existing resources - whether facilities, expertise and/or personnel to improve and enhance existing provision – particularly in the light of pressure on local authority budgets**
 - **Provide: To provide evidence to help secure external funding for new facilities and enhancements through grant aid and also potentially through CIL (if on the Regulation 123 List) and Section 106 agreements. Sport England and local authorities can then use the strategies developed and the guidance provided in making key planning decisions regarding facility developments in the area and to support or protect against loss in relation (refused planning application) to planning applications brought forward by developers.**

A NEW STRATEGY FOR SPORT – DEPARTMENT FOR CULTURE, MEDIA AND SPORT

- 3.5 The Department for Culture, Media and Sport, following a consultation paper in 2015, launched the new strategy 'Sporting Future: A new Strategy for an Active Nation' in 2016. The development of the new strategy reflects a need to re-invigorate the nation's appetite for participation in sport following what appears to be a significant reduction in participation (highest profile being swimming), following the upsurge after the 2012 London Olympics.
- 3.6 The sport strategy is targeting five outcomes which each sports organisation, public or private sector, will be measured against:
- **Physical wellbeing**
 - **Mental wellbeing**
 - **Individual development**



- **Social and community development**

- **Economic development.**

3.7 Government funding will go toward organisations which can best demonstrate that they will deliver some or all of the five outcomes.

3.8 The Delivery of the outcomes will be through three broad outputs:

- **More people from every background regularly and meaningfully taking part in sport and physical activity, volunteering and experiencing live sport**
- **A more productive, sustainable and responsible sports sector**
- **Maximising international and domestic sporting success and the impact of major sporting events.**

SPORT ENGLAND STRATEGY 2016- 2021 TOWARDS AN ACTIVE NATION'


3.9 The Vision for this Strategy is:

'We want everyone in England regardless of age, background or level of ability to feel able to engage in sport and physical activity. Some will be young, fit and talented, but most will not. We need a sport sector that welcomes everyone – meets their needs, treats them as individuals and values them as customers.'

3.10 The Sport England Strategy 'Towards an Active Nation' puts the policies set out in 'A new Strategy for an Active Nation' into practice. This will mean significant change for Sport England and for their partners.

3.11 This strategy sets out Sport England will deliver this task. The key changes Sport England will make are:

- Focusing more money and resources on **tackling inactivity** because this is where the gains for the individual and **for** society are greatest





- Investing more in **children and young people from the age of five** to build positive attitudes to sport and activity as the foundations of an active life
- **Helping those who are active now to carry on, but at lower cost to the public purse over time.** Sport England will work with those parts of the sector that serve the core market to help them identify ways in which they can become more sustainable and self-sufficient
- **Putting customers at the heart** of what we do, responding to how they organise their lives and helping the sector to be more **welcoming and inclusive, especially of those groups currently under-represented in sport**
- Helping sport to keep pace with the **digital expectations** of customers
- Working nationally where it makes sense to do so (for example on infrastructure and workforce) but **encouraging stronger local collaboration** to deliver a more joined-up experience of sport and activity for customers
- Working with a **wider range of partners**, including the private sector, using our expertise as well as our investment to help others align their resources
- Working with the sector to encourage innovation and share best practice particularly through applying the principles and practical learning of **behaviour change**

3.12 The remaining national policy context is summarised in Appendix 1, National Level.

REGIONAL POLICY

- 3.13 The establishment of North of Tyne Combined Authority (NTCA) is still in discussion stages but it is hoped to be established by April 2018 as a new legal body that brings together the three councils which serve Newcastle, North Tyneside and Northumberland. This north of Tyne devolution area could in the future represent a significant opportunity to influence any capital investment decisions for Northumberland and the wider devolved area moving forward.
- 3.14 The Combined Authority has a leading role to play working closely with the Local Enterprise Partnership in creating the conditions for economic growth and new investment. It is committed to collaboration within the combined area but also with neighbours in Tees Valley and elsewhere on key issues such as transport and economic development.






LOCAL LEVEL

3.15 A number of current strategic policies, strategies and factors influence current and future supply and demand for sport and recreation facilities in Northumberland. As well as providing the context for future facility provision, e.g. health improvement, improving accessibility, increasing participation, these strategies provide opportunities to link priority areas and needs, and ensure that outcomes are aligned with identified local objectives. The relevant strategies and policies include:

- **Northumberland County Council Corporate Plan 2013-2017**
- **Northumberland Sustainable Community Plan 2011**
- **The emerging Northumbria Local Plan –2016-2036**
- **Strategic Housing Market Assessment October 2015**
- **5 year supply of deliverable housing sites 2016-2021**
- **Local Transport Plan 2011-2026**
- **Draft Walking and Cycling Strategy 2016**
- **Northumberland Joint Strategic Needs Assessment Update (JSNA) 2015**
- **Joint Health and Well Being Strategy 2014-2017**
- **Children and Young Peoples Plan**
- **Northumberland Sport (CSP) - Strategic Plan 2014-2017 - Bringing Sport to Life**
- **Northumberland Sport (CSP) - A Strategic Plan for Physical Activity 2010-2015**



3.16 These are summarised in Appendix 14.

FUTURE DEVELOPMENT IN THE COUNTY

3.17 A key factor influencing the future provision of sports facilities in the County (what, and where) is the scale and location of future housing development, which impacts on population density and also levels and nature of community demand.

3.18 Taken from the emerging Northumberland Local Plan 2017-2031, and the Strategic Housing Market Assessment (SHMA) 2011-2031 and the 5-year Supply of Deliverable Housing sites 2016-2021, the housing supply is summarised in tables 3.1 and 3.2 below. The focus of new housing development will be in the main towns and service centres across Northumberland.


Table 3.1: Summary of Housing Supply SHMA 2011-2031

SERVICE AREAS	SOUTH EAST	CENTRAL	NORTH	WEST	TOTAL
AVERAGE ANNUAL NET DWELLING PROVISION	627	284	195	70	1,176
TOTAL DELIVERY OVER PLAN PERIOD (2011 TO 2031)	12,540	5,680	3,900	1,400	23,520


Table 3.2: Summary of Housing Supply Components as at March 2016

SERVICE AREAS	SOUTH EAST	CENTRAL	NORTH	WEST	NORTHUMBERLAND
FIVE YEAR HOUSING SUPPLY REQUIREMENT 2016-2021 (APPLYING 20% BUFFER TO HOUSING REQUIREMENT)	4162	1996	1304 9	465	7919
IDENTIFIED FIVE YEAR DELIVERABLE SUPPLY OF HOUSING (NUMBER OF UNITS)	4467	3283	1874	322	9946
KEY SITES WITH PLANNING CONSENT	Blyth 1,066 Ashington 536 Cramlington 356 Bedlington 116	Morpeth 1,031 Ponteland 200 Hexham 193	Berwick 505 Alnwick 334 Rothbury 60	Haltwhistle 95	All sites 7,052
KEY SITES WITHOUT PLANNING CONSENT	Cramlington 1,046 Bedlington 159	Ponteland 340 Prudhoe 120 Hexham 143	Rothbury 57		All sites 2,894

3.19 Housing development is projected to exceed the deliverable requirements by 2021 with an overall supply of 126% across Northumberland.



3.20 The current housing stock is made up of 82.7% of owner occupiers or privately rented accommodation.




POPULATION PROFILES AND PROJECTIONS

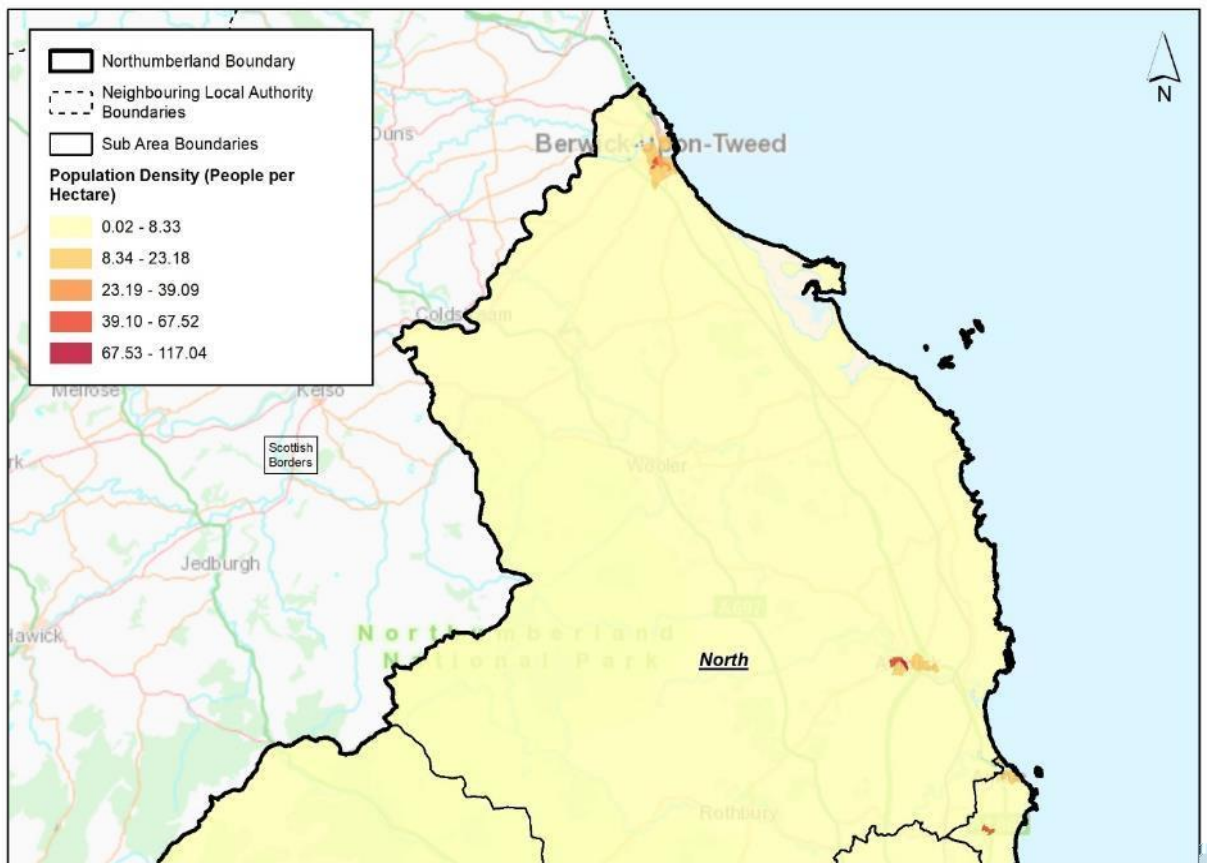

3.21 The population profile of Northumberland County, the future growth projections and the location of growth is important to understand in planning for the future provision of sports facilities.


3.22 The Local Plan highlights the key demographical changes projected through to 2031:

- **The population is due to rise from 319,600 in 2017 to 324,195 in 2031.**
- **An ageing population by 2031, 31% of the population of Northumberland is projected to be over 65 (compared to 25% in the North East and 22% in England)**
- **Projections 2012 to 2031 show a significant increase in the over 65 age group, an increase of 52.6%.**
- **During the same period the 70 to 79 age group is also predicted to increase by 48.8%, with the 80 to 89 age group increasing by 90%, and the 90+ age group experiencing the most significant increase, 162%.**
- **Between 2012-2031 the core working age population (20 to 64 year olds) is projected to decrease from 181,695 to 159,545 (-22,150).**
- **Northumberland has the lowest percentage of children under 16 in the region (17%)**
- **Net inward migration is the only reason the County's population has increased over recent years.**
- **There are high levels of out migration from people aged 25 to 64, who account for 52% of the Northumberland population.**
- **The consequences of the projections are that Northumberland's ability to provide a labour force for existing or potential employers in County with a subsequent potential impact on the sustainability and resilience of Northumberland's communities.**

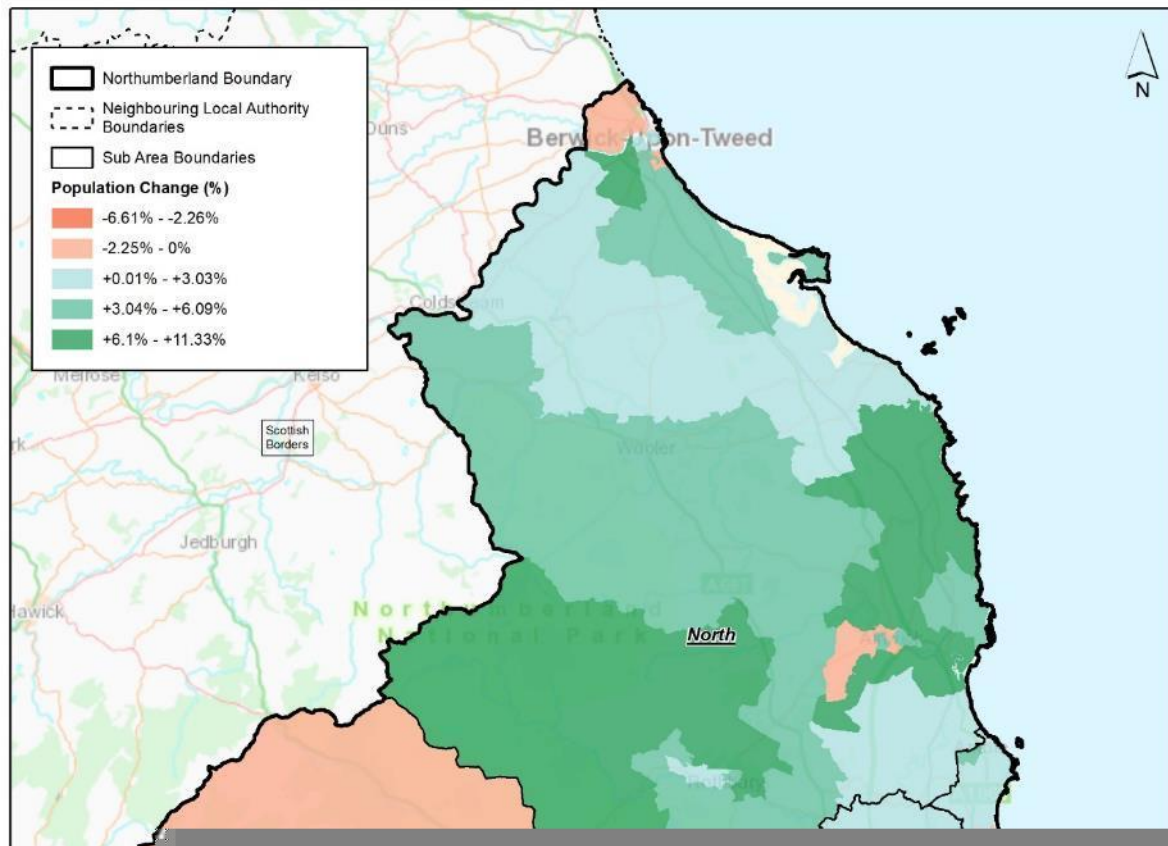




Map 3.1: Current Population Distribution in Northumberland






Map 3.2: Population growth in Northumberland








POPULATION PROFILE – SERVICE AREAS


3.23 The four service areas each have distinct profiles; these are summarised below in Table 3.3.

Table 3.3: Summary of service areas

SERVICE AREA	NORTH	WEST	CENTRAL	SOUTH EAST
GEOGRAPHY	Bounded to the north by the Scottish Border, to the west by the Cheviot Hills, south by the Simonside Hills and the Coquet Valley. The east coast, designated an AONB	Straddles the southern part of the Northumberland National Park. It includes the Kielder area to the north-west of the National Park, the North Tyne Valley, the South Tyne Valley and parts of the Hadrian's Wall World Heritage Site and the North Pennines AONB.	Extends north and west from the boundary with Tyne and Wear. The south west of the area includes part of the North Pennines AONB.	Extends inland from the coast, from its southern boundary with North Tyneside and Newcastle upon Tyne, to Amble in the north.
MAIN TOWNS	Alnwick, Berwick-upon-Tweed	Haltwhistle	Hexham, Morpeth, Ponteland, Prudhoe	Amble, Ashington, Bedlington, Blyth, Cramlington
SERVICE CENTRES	Belford, Rothbury, Seahouses, Wooler	Haydon Bridge, Allendale, Bellingham	Corbridge	Guidepost/Stakeford/Choppington, Newbiggin-by-the-Sea, Seaton Delaval/New Hartley/Seghill/Holywell.
POPULATION DENSITY	Area is sparsely populated, overall density of 26.3 people per km ² .	The most sparsely populated in the county, with 11.2 people per km ² .	Population density is 83 per km ² .	Most densely populated part of Northumberland at 737 people per km ² .
POPULATION (2011 CENSUS)	53,585 Age 0-15 years 15.4% 16-64 years 60.9% 65+ years 23.7%	20,228 Age 0-15 years 15.5% 16-64 years 63% 65+ years 21.5%	78,976 Age 0-15 years 16.8% 16-64 years 61% 65+ years 22.1%	163,239 Age 0-15 years 17.9% 16-64 years 64.5% 65+ years 17.6%
ETHNICITY	White 98.99%	99.1%	97.8%	98.5%




TRANSPORT (2011 CENSUS)	No car 18.8% One or more cars 81.2%	No car 13.8% One or more cars 86.2%	No car 16.5% One or more cars 83.5%	No car 26.8% One or more cars 73.2%
EMPLOYMENT	<p>The towns of Berwick-upon-Tweed and Alnwick have large industrial estates, with smaller ones in settlements such as Wooler and Belford.</p> <p>The port of Berwick-upon-Tweed is important to the wider area. There are a number of small harbours in the area which primarily support the local fishing industry.</p>	The economy of the area is dominated by agriculture, forestry and tourism. Although the area has a high percentage of people of working age (63%), the population is ageing.	Many jobs are in the public sector, particularly within Local Government and health services. In the Tyne Valley, at Hexham and Prudhoe wood processing industries are major employers. The towns of Hexham, Morpeth, Prudhoe and Ponteland contain successful industrial estates.	Area faces particular challenges; social and environmental deprivation arising from unemployment and poverty continue to frustrate the ability of communities to emerge from the post-industrial, coal mining legacy into sustained and sustainable growth.
POPULATION ECONOMICALLY ACTIVE (2011 CENSUS)	68.%	71.1%	68.5%	67.1%
POPULATION ECONOMICALLY IN ACTIVE (2011 CENSUS)	<p>32% of which 21.1% retired, 3.1% long term sick or disabled</p> <p>3.1% never worked or long term unemployed</p>	<p>28.9% of which 18.7% retired, 2.7% long term sick or disabled</p> <p>2.8% never worked or long term unemployed</p>	<p>31.5% of which 20% retired, 3.1% long term sick or disabled</p> <p>3.2% never worked or long term unemployed</p>	<p>32.9% of which 17.6% retired, 5.7% long term sick or disabled</p> <p>6.3% never worked or long term unemployed</p>




RELATIONSHIP TO OTHER AREAS	<p>The Area is influenced by the Tyne and Wear conurbation in terms of travel to work, but not to the same extent as the Central and South East areas.</p> <p>The north of the Area, in particular Berwick-upon-Tweed, is influenced by the Edinburgh City-Region, which extends across the Scottish Borders and which is the focus of a strategic growth strategy.</p>	<p>There are strong social, economic and cultural relationships with Hexham in the Central Northumberland Service area, with residents looking to the town for key Services.</p> <p>The eastern part of the Service area is on the periphery of the main Tyneside commuter zone.</p> <p>Links with Carlisle and Cumbria are stronger here than elsewhere in the County.</p>	<p>The close proximity of the Main Towns and Service Centres to Tyneside means they have a strong relationship with the conurbation and they provide popular locations for commuters.</p> <p>The influence of Hexham and Morpeth extends into the West and North Areas with the towns providing employment and services for wide hinterlands.</p> <p>Morpeth has a strong relationship with Cramlington and the South East area.</p>	<p>The close proximity, and good road links, area is closely linked with the Tyneside conurbation to the south. Links are not so strong with the wider Central and North Areas, the market towns of Morpeth and Alnwick both provide employment and housing opportunities and also provide a workforce for major employers in Cramlington and Blyth.</p>
-----------------------------	---	---	--	--

POPULATION PROFILE - DEPRIVATION

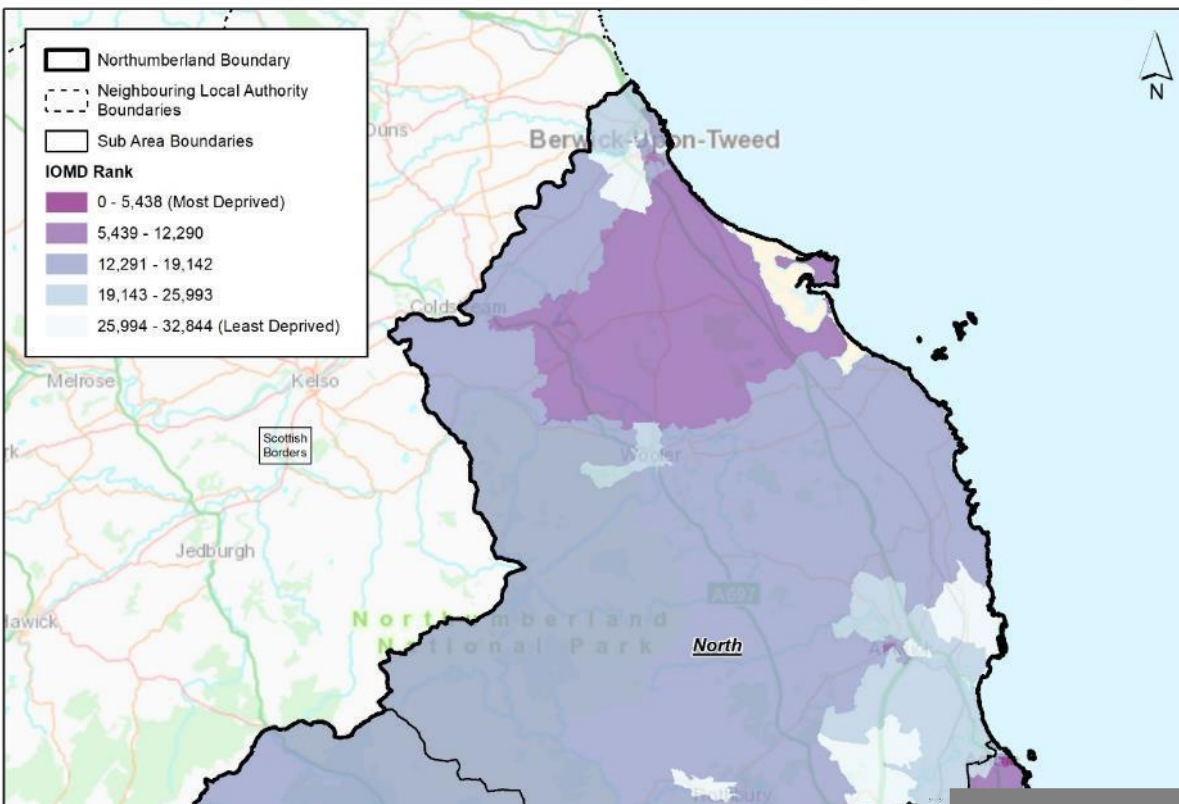

- 3.24 The population of Northumberland is concentrated in the larger settlements in the south east of Northumberland and the market towns. The rest of the county tends to be large rural areas interspersed with smaller settlements.





- 3.25 The County is ranked 155th most deprived out of 353 local authorities in England (Indices of Multiple Deprivation, 2015), although there are there are areas in the south east of the County where deprivation is much higher such as Cramlington, Blyth and Woodhorn.
- 3.26 13.2% of the population live in one of the 10% most deprived areas of England compared to 16.98% in the North East and 9.9% across England (2015). 20.8% of the population are classed as income deprived and 25.4% are employment deprived. (2015 IMD) (Source: Northumberland Knowledge Bulletin February 2017)
- 3.27 Being a County with large rural areas car ownership is high with 78% of the population owning at least one car. 22% of the population do not own a car, those who do not own a car are mainly in the south east where the population is denser and greater access to public transport. Households do not own a car (North East 31.5%, England 25.8%).
- 3.28 Map 3.4 shows the areas of deprivation in the County; the darker colours are the areas of highest deprivation.



Map 3.3: Deprivation Areas in Northumberland







HEALTH PROFILE

- 3.29 In general, the health of people in Northumberland is varied, the 2011 census indicated that 44% of the population rated their general health as very good and 34% good. Day to day activities not being limited by health conditions was 79.3%. This information correlates with the deprivation in Northumberland being lower than the England average.
- 3.30 However, health inequalities in the County do exist. The 2016 Public Health Profile for Northumberland highlights:
- **Life expectancy for women is significantly lower than the England average at 82.5 years compared to 83.2 years. Life expectancy for men is 79.4 years in line with the England average of 79.5 years.**
 - **Life expectancy is variable across the County reaching a low as 51 years for men in the South East (Director of Public Health report 2015)**
 - **Excess weight in adults is high and worse than the England average at 69.5% compared with 64.6%.**
 - **Children in year 6 classed as obese are worse than the England average (19.1%), with 19.8% classed as obese. This has risen since the 2015 report from 17.7%.**
 - **GCSE attainment is 56.8% worse than the England average of 57.3%.**
 - **Early death from heart disease and stroke, 69.5%, is better than the England average, 75.7%. Whilst recorded levels of diabetes are 7.3% significantly worse than the average of 6.4%.**
- 3.31 Table 3.4 shows the health costs of physical inactivity for the County, compared to those at regional and national level. This highlights that the costs in Northumberland are high compared to national levels, which underpins the need to get more people more active more regularly in the County, to have an impact on health at individual and community level.





Table 3.4: Health Costs of physical inactivity

DISEASE CATEGORY	NORTHUMBERLAND	NORTH EAST	ENGLAND
CANCER LOWER GI	£402,880	£3,858,400	£67,816,189
CANCER BREAST	£361,130	£2,926,990	£60,357,887
DIABETES	£1,437,900	£11,447,850	£190,660,420
CORONARY HEART DISEASE	£3,036,460	£27,444,290	£491,095,943
CEREBROVASCULAR DISEASE	£717,000	£6,411,840	£134,359,285
TOTAL COST	£5,955,370	£52,089,370	£944,289,723
COST PER 100,000 POPULATION	£1,887,812	£2,016,905	£1,817,285

Source: Sport England commissioned data from British Heart Foundation Health Promotion Research Group for PCTs, reworked into estimates for LAs by TBR.

Measure: Health costs of physical inactivity, split by disease type. Time period(s): 2009/10








Table 3.5: Summary of Demographic Profile Northumberland


SERVICE AREA	NORTH	WEST	CENTRAL	SOUTH EAST
LOCAL DESCRIPTION	Bordered to the north by the Scottish Border, to the west by the Cheviot Hills, south by the Simonside Hills and the Coquet Valley. The east coast, designated an AONB	Straddles the southern part of the Northumberland National Park. It includes the Kielder area to the north-west of the National Park, the North Tyne Valley, the South Tyne Valley and parts of the Hadrian's Wall World Heritage Site and the North Pennines AONB.	Extends north and west from the boundary with Tyne and Wear. The south west of the area includes part of the North Pennines AONB.	Extends inland from the coast, from its southern boundary with North Tyneside and Newcastle upon Tyne, to Amble in the north.
POPULATION DENSITY	Sparsely populated	The most sparsely populated in the county	Mix of densely and sparsely populated areas	Most densely populated
POPULATION (2011 CENSUS)	53,585 Lowest number of 0-15 years Highest number of 65+ years 0-15 years 15.4% 16-64 years 60.9% 65+ years 23.7%	20,228 Higher number of working age population 0-15 years 15.5% 16-64 years 63% 65+ years 21.5%	78,976 Age 0-15 years 16.8% 16-64 years 61% 65+ years 22.1%	163,239 Highest number of 0-15 years. Higher number of working age Lowest number of 65+ years 0-15 years 17.9% 16-64 years 64.5% 65+ years 17.6%
ETHNICITY	White 98.99%	99.1%	97.8%	98.5%
HOUSING	Sparsely populated Housing need 3,900 dwellings	Most sparsely populated Housing need, 1,400	Significant population Housing need, 5,680	Most densely populated Housing need, 12,540
DEPRIVATION	No wards in the top 10 least deprived and most deprived LSOA's of Northumberland	No wards in the top 10 least deprived and most deprived LSOA's of Northumberland	Hosts 6 of the 10 least deprived LSOA's of Northumberland: Morpeth North, Morpeth Kirkhill, Bywell, Hexham West and Ponteland South with Heddon	Hosts all 10 of the most deprived LSOA's in Northumberland. Most deprived area is Croft in Blyth. The other most deprived areas are College, Newsham,



				Ashington Central, College, Hirst, Newbiggin Central and East Cramlington North has 4 of the 10 least deprived LSOA's in Northumberland
SPORTS ASSETS	<ul style="list-style-type: none"> • Swan Centre Berwick upon Tweed • Willowburn Sports Centre Alnwick • Rothbury Pool and Gym 	<ul style="list-style-type: none"> • Haltwhistle Leisure Centre 	<ul style="list-style-type: none"> • Morpeth Leisure Centre • Ponteland Leisure Centre • Prudhoe Waterworld • Wentworth Leisure Centre 	<ul style="list-style-type: none"> • Blyth Sports Centre • Concordia Leisure Centre • Druridge Bay Fitness Centre • Hirst Welfare Centre • New Ashington Leisure Centre • Newbiggin Sports Centre • Northburn Sports and Community Centre • Bedlington Sports Club • Prudhoe Football and Sporting Club • Sporting Club Blyth • Sporting Club Cramlington
OVERALL IMPLICATIONS	<ul style="list-style-type: none"> • A growing population will mean increased demand for facilities • The population is ageing which means facilities will need to be accessible and provide appropriately for older people e.g. day time access will be important because some elderly people do not like going out at night and travel by public transport may be easier during the day • The high levels of deprivation, particularly in the South East of the County, mean that sports facilities need to be well-located to public transport and local communities, and be accessible and affordable, so those without private transport can still get to them • There is low car ownership in parts of the County facilities therefore need to locate where they can be easily reached by public transport. • The level of childhood obesity and overweight in adults in the County is high which means sports facilities need to be welcoming and accessible to children and adults, to encourage and facilitate increased levels of physical activity. • The geographical scale of the County can present access issues to the larger sports facilities therefore this rural factor must be considered when considering the value of new or improved local facilities within communities. 			

Source: All statistics quoted in Table 3.4 are informed by data in Section 3.





PHYSICAL ACTIVITY AND PARTICIPATION

THE VALUE OF PARTICIPATION

3.32 The value of participation in sport and physical activity is significant, and its contribution to individual and community quality of life should not be underestimated. This is true for both younger and older people; participation in sport and physical activity delivers:

- **Opportunities for physical activity, and therefore more 'active living'**
- **Health benefits – cardio vascular, stronger bones, mobility**
- **Health improvement**
- **Mental health benefits**
- **Social benefits – socialisation, communication, inter-action, regular contact, stimulation**

3.33 In addition, participation in sport and physical activity can facilitate the learning of new skills, development of individual and team ability / performance, and provide a 'disciplined' environment in which participants can 'grow' and develop.

3.34 The benefits of regular and active participation in sport and physical activity will be important to promote in relation to future sport, leisure and physical activity in Northumberland. There is an existing audience in the County, which already recognises the advantages of participation, and a latent community who are ready to take part.


3.35 The sport, physical activity and leisure offer in the County can support the delivery of the desired outcomes across a number of County Strategic priorities and objectives.

CURRENT PARTICIPATION RATES

3.36 In terms of the Public Health England definition for physical activity (150 minutes or equivalent of at least moderate intensity activity per week) 55.2% of adults aged 16+ years are classed as being active.

Table 3.6: Physically active and inactive adults

RATE	NORTHUMBERLAND	NORTH EAST	ENGLAND
% ACTIVE	55.2%	52.8%	57%



% INACTIVE	31.8%	34.4%	28.7%
------------	-------	-------	-------

(Source: Public Health England - Public Health Outcomes Framework. Measure: percentage of physically active and inactive adults. Time period(s): 2014)


- 3.37 The Sport England Active People Survey (APS) shows an overall decrease in participation with some minor fluctuations since 2005/06 APS for once a week participation in sport for adults age 16+ years. Participation decreased from 33.3% in 2005/06 to 27.7% in 2015/16. Throughout the ten-year APS period the County's participation rates have generally been below both the regional and national averages. Whilst regional and national rates have increased over the ten-year period Northumberland has seen a decrease with a significant drop off in participation in 2015/15. Table 3.7, and Figure 3.1.

Table 3.7: Adult (16+) Participation in Sport (at least once a week), by year

YEAR	NORTHUMBERLAND	NORTH EAST	ENGLAND
2005/06	32.3 %	32.9 %	34.6 %
2007/08	37.0 %	34.8 %	36.6 %
2008/09	35.3 %	35.4 %	36.5 %
2009/10	36.3 %	35.8 %	36.2 %
2010/11	31.8 %	33.5 %	35.6 %
2011/12	35.1 %	36.0 %	36.9 %
2012/13	33.1 %	35.2 %	36.6 %
2013/14	31.1 %	34.0 %	36.1 %
2014/15	35.8 %	33.1 %	35.8 %
2015/16	27.7 %	32.7 %	36.1 %

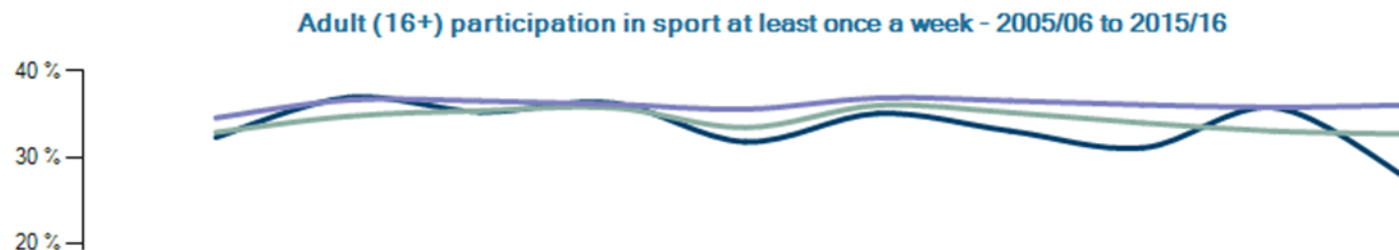
Source: Active People Survey. Measure: Adult (16+) participation in sport (at least once a week) by year, one session per week (at least 4 sessions of at least moderate intensity for at least 30 minutes in the previous 28 days). Time period(s): 2005/06, 2007/08, 2008/09, 2009/10, 2010/11, 2011/12, 2012/13, 2013/14, 2014/15, 2015/16

Source: Sport England Local Sports Profile



3.38 The green highlighted figures show where participation rates are higher than regional and national averages.

Figure 3.1: Adult (16+) Participation in Sport (at least once a week), by year




3.39 Participation by the population age 14+ years, Table 3.8, indicates a similar pattern to that described above. Participation is below the national and regional rates, although these have seen a marginal decrease there has been a more significant decrease in Northumberland from 33.8% to 28.5%.

Table 3.8: Adult (14+) Participation in Sport (at least once a week)

YEAR	NORTHUMBERLAND	NORTH EAST	ENGLAND
2012/2013	33.8 %	35.6 %	37.5 %
2013/2014	32.6 %	34.9 %	37.1 %
2014/2015	36.3 %	34.0 %	36.7 %
2015/2016	28.5 %	33.3 %	36.9 %

Source: Active People Survey. Measure: Adult participation aged 14+, one session per week (at least 4 sessions of at least moderate intensity for at least 30 minutes in the previous 28 days). Time period(s): 2013/2014, 2014/2015, 2015/2016.




- 3.40 Three times a week participation levels are shown in table 3.9 and are below the regional and national rates overall. There has been an increase in female participation from 19.6% in 2005/06 to 21.6% in 2014/16 both figures are above the regional and national rates for females. In contrast male participation has decreased from 25.4% to 21.6% and is below the regional and national rates.

Table 3.9: Sport England Former N18 Participation 3 x a week, by year

KPI1 3 x 30 – PHYSICAL ACTIVITY PER WEEK	YEAR	NORTHUMBERLAND			NORTH EAST			ENGLAND		
		ALL	MALE	FEMALE	ALL	MALE	FEMALE	ALL	MALE	FEMALE
	2005/06	22.4%	25.4%	19.6%	20.8%	25%	16.9%	21.3%	24%	18.7%
	2014/16	21.6%	21.6%	21.6%	23.2%	27.3%	19.4%	23.5%	26.6%	20.6%

- 3.41 The number of adults wanting to do more sport is not available for Northumberland. The regional figure is marginally below the (57.6%) and national figures (58%).
- 3.42 Club membership has decreased from between 22.9% and 19.6%, below both the regional and national averages. Participation in tuition and coaching is above both the regional and the national levels and shows an increase from 12.7% to 15.1%. Participation in competition is also above both regional and national averages and has increased from 13.2% to 17.6%. The figures indicate that the way in which people are participating and the type of participation is changing.
- 3.43 Satisfaction levels with local sports provision has remained stabilised at 61.2% from following a severe decline in 2013/14 to 47.4 %. It is currently above both regional and national averages.



SPORT ENGLAND KEY PERFORMANCE INDICATORS

3.44 Sport England, the Government's agency for sport, measure 4 key areas in relation to sport activity. Table 3.10 sets out the performance of Northumberland compared with the North East Region and England.


Table 3.10: Comparison with Sport England KPIs – Northumberland

INDICATOR	NORTHUMBERLAND				NORTH EAST				ENGLAND			
	2012/ 2013	2013/1 4	2014/1 5	2015/1 6	2012/1 3	2013/1 4	2014/1 5	2015/1 6	2012/1 3	2013/1 4	2014/1 5	2015/1 6
KPI3 - CLUB MEMBERSHIP IN THE LAST 4 WEEKS	22.9 %	15.6 %	22.7 %	19.6 %	20.7 %	18.8 %	21.8 %	18.8 %	21.0 %	21.6 %	21.8 %	22.2 %
KPI4 - RECEIVED TUITION / COACHING IN LAST 12 MONTHS	12.7 %	11.5 %	15.0 %	15.1 %	13.3 %	14.1 %	12.7 %	12.8 %	15.8 %	16.4 %	15.6 %	15.6 %
KPI5 - TOOK PART IN ORGANISED COMPETITION IN LAST 12 MONTHS	13.2 %	13.1 %	14.5 %	17.6 %	12.3 %	12.3 %	11.7 %	10.8 %	11.2 %	13.3 %	13.3 %	13.3 %
KPI6 - SATISFACTION WITH LOCAL PROVISION	66.4 %	47.4 %	66.1 %	66.6 %	62.8 %	62.5 %	63.1 %	62.5 %	60.3 %	61.6 %	61.8 %	62.1 %

Source: Local Sports Profile Active People Survey, Year: 2012/13-2015/16, Measure: Key Performance Indicators 13, 14,15,16

SPORTS ACTIVITY

3.45 The Active People Survey 10 (APS10) identifies that Swimming (9.6%), Gym sessions (7.8 %), Cycling (7.3 %), and athletics are the top sports in which people participate at least one a month in the Northumberland. Top sports by local area are based on the assumption that these are aligned to those sports which have the highest participation nationally, so data has only been run for those sports which have the highest participation at national level.



3.46 The Active Lives Survey will replace the APS in the future. Active Lives Year 1 data for Northumberland highlights the following:

- **76.5% of Northumberland's residents aged 16+ took part in sport and physical activity at least twice in the 28 days prior to the survey being undertaken**
- **24.4% of the Northumberland population is inactive – i.e. they had undertaken less than 30 minutes' physical activity or sport in the last 28 days**
- **12.2% of the County's population had undertaken at least 30-149 minutes' physical activity or sport in the last 28 days**
- **63.4% of the County's population had undertaken at least 150 minutes' physical activity or sport in the last 28 days (including gardening)**

3.47 This data further highlights that whilst many in the County are physically active, the regularity of this could still increase, and there is still almost a quarter of the population who are not active enough to gain any health benefits.

MARKET SEGMENTATION

3.48 Sport England has developed nineteen sporting segments to provide a better understanding of people's attitudes to sport, their motivations and barriers. The key data sources were the Department of Culture, Media and Sport (DCMS), 'Taking Part' survey and Active People. Further data was added from Experian Mosaic databases. Population data is used for people aged 18 and over.

3.49 The segmentation model consists of 19 segments – each segment has a distinct sporting behaviour and attitude. A summary of each market segment is provided in Appendix 12.

3.50 Understanding the dominant market segments in Northumberland is important as it can help direct sports provision and focus programming. The dominant market segments can be seen from the table below (Table 3.11). In Northumberland, the dominant market segments are




Table 3.11: Market Segmentation Summary - Northumberland

MARKET SEGMENT	KEY CHARACTERISTICS	% IN NORTHUMBERLAND	ACTIVITIES AND SPORTS THAT APPEAL TO THE SEGMENT
TIM	Sporty male professionals (aged 26-45), buying a house and settling down with partner.	13.2%	Cycling, keep fit/ gym, swimming, football, athletics and golf.
PHILIP	Mid-life professional (aged 46-55), sporty males with older children and more time for themselves	9.6%	Cycling, keep fit/ gym, swimming, football, golf
RALPH AND PHYLLIS	Retired couples (aged 66+), enjoying active and comfortable lifestyles.	9.5%	Keep fit/gym, swimming, Golf
CHLOE	Young women (aged 18-25) image-conscious females who enjoy keeping fit and trim.	8.5%	Keep fit/gym, swimming, Athletics
ELAINE	Mid-life professionals who have more time for themselves since their children left home (aged 46-55).	7.6%	Keep fit/gym, swimming, cycling, athletics or running, tennis and badminton.

3.51 The implications of the above analysis are that there is a need to ensure continued provision of quality facilities for athletics (running), badminton, cycling, fitness, keep fit/gym, football, golf, swimming and tennis.

3.52 The overall market segmentation is illustrated in Figure 3.2:


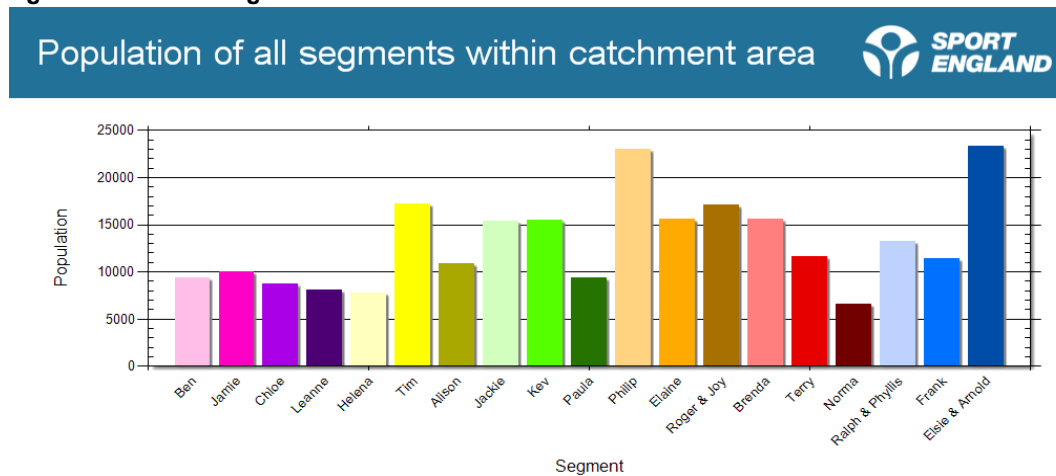
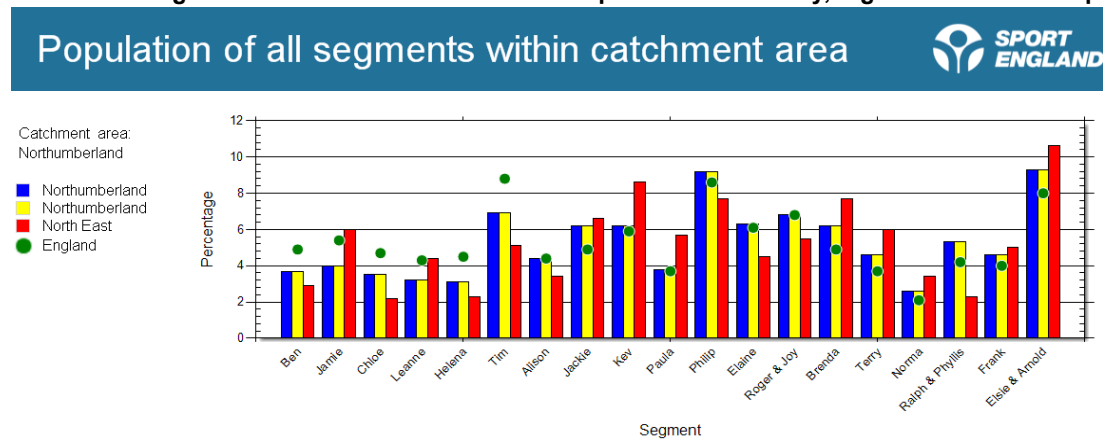



Figure 3.2: Market Segmentation



3.53 Figure 3.3 compares the dominant market segments as a percentage of the population in Northumberland with the regional and national percentages.

Figure 3.3: Market Segmentation in Northumberland – comparison with county, regional and national percentages





3.54 In terms of geographic distribution Roger and Joy, Ralph and Phyllis dominate the north. The central and south west is dominated by Tim with Elsie and Arnold and Kev being dominant in the south east. Figure 3.4 shows the geographic distribution of the dominant segments.


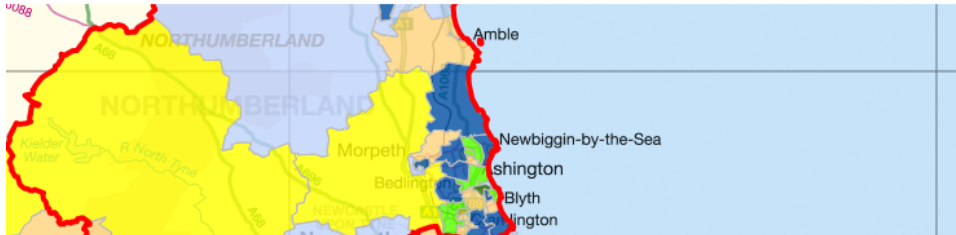



Figure 3.4: Dominant Market Segmentation by Population North Northumberland




Figure 3.5: Dominant Market Segmentation by Population South Northumberland



3.55 The market segmentation illustrates, in sports participation terms, the diversity of the County, and therefore the need to ensure that future provision addresses local needs, based on population age, structure, health inequalities, and current participation levels, as well as interest, and existing facility infrastructure.

THE ECONOMIC VALUE OF SPORT

3.56 Sport has a valuable role to play in benefitting the health and social economy of the nation and at local level. It is estimated (Source: Sport England Local Profile 2015, and the Economic Value of Sport, 2013) that sport makes an £11.3 billion contribution to the health economy of England. In 2013, sport contributed gross value-add (GVA) of £20.3 billion to the economy in England. In Northumberland, the total GVA value was £102m (£82.4m accounts for participation in sport). Overall, sport generates £103m of health benefits in the County.



STAGE B - EXISTING FACILITY PROVISION

INTRODUCTION

- 4.1. The current level and nature of indoor sports facility provision in Northumberland, has been assessed across the County. The population base used for the assessment and analysis are the 2014 Sub-National projections, as set out in detail in Section 3. This puts the 2017 population at circa 319,600, with an increase expected to 324,195 by 2031.

SUPPLY OF FORMAL SPORT AND RECREATIONAL FACILITIES IN NORTHUMBERLAND


- 4.2. The following summarises the existing indoor sports facilities across Northumberland:

Table 4.1: Existing Indoor Sports Facilities – Northumberland

FACILITIES	NORTHUMBERLAND
SPORTS HALL (3+ COURTS)	32
SWIMMING POOLS	23
HEALTH AND FITNESS (FITNESS SUITES AND DANCE STUDIOS)	98
SQUASH COURT FACILITIES	23
INDOOR TENNIS	0
INDOOR BOWLS	1
TOTAL	

N.B Outdoor facilities are covered in the 2016/17 Northumberland Playing Pitch Strategy and the 2017 Open Space Strategy i.e. athletics tracks, golf, bowls, tennis, skateparks, AGPs, grass pitches, lakes


- 4.3. It is important to highlight from the outset that this Strategy is not just about formal sports facility provision, but also looks at opportunities for increased use of informal places and spaces. Community halls can be used for sport and physical activity even if they are not purpose designed nor marked for such use and can often provide an introductory experience of sport and physical activity, or a more accessible option for those who are older, have no access to private transport, or who have commitments which make it hard for them to travel to formal facilities.



- 4.4. Increased use of the outdoors, open spaces, parks, recreation grounds, and community halls also has significant potential to contribute to increasing levels of participation in physical activity at a very local level; and to addressing rising levels of obesity and other health inequalities.
- 4.5. Based on the Active Places database, the Sport England Facility Planning Model (FPM), the local sports profile data (Sport England), and the audit undertaken to inform this Strategy, the maps used in the following facility assessments show the extent of existing sport and leisure built facility provision in Northumberland.
- 4.6. Active Places allows sports facilities in an area to be identified. Nationally, it contains information regarding 50,000 facilities, across eleven facility types.
- 4.7. Users of sport and recreation facilities do not recognize administrative boundaries and will use facilities that are convenient and/or provide a quality/value for money experience. Ownership and management are, in this context, a minor consideration for most users.
- 4.8. The availability of facilities in neighbouring areas can and does influence sports facility usage patterns; however, in Northumberland, it is more than likely that there will only be cross-border use of neighbouring authority facilities, in the Newcastle and North Tyneside conurbations and the Scottish Borders due to its geography. The high level of satisfied use in Northumberland suggests that the majority of those who want to access sports facilities – sports halls and swimming pools are able to do so.

CATCHMENT AREAS

- 4.9. Catchment areas for different types of provision provide a means of identifying areas currently not served by existing indoor sports facilities. It is however, recognised that catchment areas vary from person to person, day to day, hour to hour, and are also very different in rural and urban areas. This problem is overcome by accepting the concept of 'effective catchment', defined as the distance travelled by around 75-80% of users. The Maps in Section 4 demonstrate catchment areas for facility provision in Northumberland, based on this approach. Two catchment area drive times have been used which reflect the rural nature of some part of Northumberland as follows:
 - **Hexham, Berwick upon Tweed, Alnwick, and Rothbury** - A 30 minute catchment area is appropriate based on the location of the settlement itself, the location and nature of the existing sports facility in the area (i.e. wet and dry), the distance to the nearest sports facility, the designation of the town in the developing Local Plan i.e. Key Service Centre, the rurality of the area, and the population of the town and its immediate hinterland.
 - **Morpeth, Ashington, Blyth, Cramlington, Newbiggin-by-the-Sea, Ponteland and Prudhoe** - A 20 minute catchment area is more appropriate,



because these are more urban areas or are within reach of them. The catchment area is also based on location and distance from other similar facilities, the designation of these towns in the developing Local Plan and the nature of the facilities themselves, which impacts on how far users tend to travel.

PUBLIC TRANSPORT

4.10. In Northumberland, car ownership levels and access to a car varies across the County as follows:

Table 4.2: Car ownership

NORTH	WEST	CENTRAL	SOUTH EAST
No car 18.8% One car 81.2% Two cars 27.1% Three cars 5.9%	No car 13.8% One car 86.2% Two cars 32.5% Three cars 8.2%	No car 16.5% One car 83.5% Two cars 32.2% Three cars 7.3%	No car 26.8% One car 73.2% Two cars 23.2% Three cars 4.3%


4.11. Car ownership levels vary considerably across the four county service areas as a whole. With nearly 33% of households in the Central and Western areas having two or more and approximately 1 in 13 households having 3 or more cars. The South East has nearly 24% with two cars and the North 27%. When looking at 3 cars both the South East and the North both have approximately 1 in 17 households.

4.12. When considering the percentage of those without cars, the South East has a significantly higher percentage than the three other areas – 8% higher than any other area. It also has the lowest percentage of one car ownership of all the areas being 8% lower than any other area. There is therefore a need to be able to access sports facilities on foot or by public transport in all areas.


STAGE B (ANOG) - ASSESSMENT OF EXISTING SPORTS FACILITY PROVISION IN NORTHUMBERLAND COUNTY

4.13. This section sets out the Stage B information required by the ANOG process. It provides a detailed picture of existing facilities in Northumberland County:

- **QUANTITY – how many of each type of facility there are**
- **QUALITY – their age and condition**




- **ACCESSIBILITY – who owns and operates the facilities, facility location and catchment areas**
- **AVAILABILITY – whether the facilities are available to all residents, and whether there is pay and play access**



- 4.14. Given the inter-related nature of these four key areas, Section 4 covers each facility type in turn, and assesses it in terms of these four key areas. Section 5 then pulls together all the data collected to provide an overall summary of each facility type, current and future provision. Section 6 applies the analysis of the provision to identified needs in Northumberland, and Section 7 sets out the recommendations to be implemented through the Action Plan, to address these identified needs and gaps.
- 4.15. Given the range of facilities in Northumberland, each type is summarised below and assessed separately, to provide a more detailed picture of the current supply and demand, and critically future need.
- 4.16. As per the study brief, the formal indoor facility types assessed are:
- **Sports Halls**
 - **Swimming Pools**
 - **Health and Fitness Facilities (Fitness Suites and Studios)**
 - **Squash**
 - **Indoor Bowls**
 - **Indoor Tennis**
- 4.17. In addition to the above, reference is also made to the various village/community halls in the area, which provide informal space for a wide range of physical activity and recreational activities.
- 4.18. It is important to highlight that community use, and specifically pay and play access is the focus of the facility assessment. Community use applies to clubs, the public and community associations/groups; pay and play access refers to the public. The latter is really important because those who are inactive are highly unlikely to join a club to use a facility; therefore, it is only by ensuring there is sufficient pay and play community access to formal and informal facilities, that participation is likely to increase, and particularly amongst those who are currently inactive.

OPERATIONAL MANAGEMENT OF NORTHUMBERLAND COUNTY COUNCIL (NCC) FACILITIES

- 4.19. Active Northumberland, a charitable trust, delivers the operational management of Northumberland County Council's leisure facilities and manages the following facilities:
- **Bedlington Sporting Club**
 - **Blyth Sports Centre**
 - **Concordia Leisure Centre, Cramlington**
 - **Druridge Bay fitness centre, Hadston**
 - **Morpeth Leisure Centre**
 - **New Ashington Leisure Centre**
 - **Newbiggin sports and community centre**
 - **Northburn sports and community centre, Cramlington**
 - **Ponteland Leisure Centre**
 - **Prudhoe Football and Sporting Club**
 - **Prudhoe Waterworld**
 - **Sporting Club Blyth**
 - **Rothbury Pool and Gym**
 - **The Swan Centre, Berwick upon Tweed**
 - **Wentworth Leisure Centre, Hexham**



- **Willowburn Sports Centre, Alnwick**
- **Sporting Club Cramlington**

4.20. Also, Hirst Welfare Centre is operated under a management agreement between Active Northumberland and Ashington Joint Welfare Scheme, with no NCC involvement

QUALITY AUDITS

4.21. The quality audits comprise an independent visual assessment of the quality and condition of the facilities; results are recorded on the ANOG assessment sheet, developed by Sport England, and scored, based on the Sport England system set out in Table 4.3. Details of the audits undertaken are included in Appendices 2a – 2s. The audit scores are based on a numerical value, detailed on each assessment sheet, as follows:

Table 4.3: Audit Scoring System

KEY	RATING
>80%	Excellent
60% - 80%	Good
40% - 59%	Average
20%-39%	Poor
<20%	Very Poor

4.22. A facility scoring highly in terms of visual quality and condition is likely to require less investment than one which in a poorer visual condition. The combination of the scores results in the facility rating, and identification of investment need (significant, moderate etc.).





Table 4.4: Summary of Main Facilities in Northumberland – Quality Audits

FACILITY	QUANTITATIVE AUDIT SCORE	QUALITATIVE AUDIT SCORE	NEED FOR INVESTMENT	COMMENTS
NORTHUMBERLAND COUNTY COUNCIL FACILITIES				
BLYTH SPORTS CENTRE	66%	Good	Significant	• Ageing facility in need of modernisation
CONCORDIA LEISURE CENTRE	82%	Excellent	Moderate	• Some investment in swimming facilities may be required in the medium term
DRURIDGE BAY FITNESS CENTRE	61%	Good	Moderate	• A combination of new build wrapped around ageing facilities. Community hall may require some investment in the medium term
HIRST WELFARE CENTRE	84%	Excellent	Minimal	• Modern, fit for purpose facility
MORPETH LEISURE CENTRE	68%	Good	Significant	• Ageing facility in need of modernisation
NEW ASHLINGTON LEISURE CENTRE	93%	Excellent	Minimal	• Modern, fit for purpose facility
NEWBIGGIN SPORTS AND COMMUNITY CENTRE	60%	Good	Significant	• Ageing facility in need of modernisation
NORTHBURN SPORTS AND COMMUNITY CENTRE	81%	Excellent	Minimal	• Modern, fit for purpose facility
PONTELAND LEISURE CENTRE	68%	Good	Significant	• Ageing facility in need of modernisation
PRUDHOE WATERWORLD	87%	Excellent	Minimal	• Modern, fit for purpose facility
ROTHBURY POOL AND GYM	70%	Good	Minimal	• Good, fit for purpose facility. Some investment in the swimming pool may be required in the medium/long term
THE SWAN CENTRE, BERWICK UPON TWEED	68%	Good	Significant	• Ageing facility in need of modernisation
WENTWORTH LEISURE CENTRE	87%	Excellent	Minimal	• Modern, fit for purpose facility
WILLOWBURN SPORTS CENTRE	87%	Excellent	Minimal	• Modern, fit for purpose facility
EDUCATION FACILITIES – JOINT USE (WITH INDOOR SPORTS FACILITIES)				
BEDLINGTON SPORTING CLUB	79%	Good	Minimal	• Good, fit for purpose facility. Some investment may be required in the medium/long term
PRUDHOE FOOTBALL AND SPORTING CLUB	88%	Excellent	Minimal	• Modern, fit for purpose facility
SPORTING CLUB BLYTH	68%	Good	Moderate	• Some investment in sports hall and ancillary hall may be required in the medium term
SPORTING CLUB CRAMLINGTON	93%	Excellent	Minimal	• Modern, fit for purpose facility
OTHER SPORTS FACILITIES				



HALTWHISTLE LEISURE CENTRE	74%	Good	Minimal	● Good, fit for purpose facility. Some investment in swimming pools may be required in the medium/long term
----------------------------	-----	------	---------	---


ASSESSMENT OF INDIVIDUAL FACILITY TYPES

SPORTS HALLS


- 4.23. Indoor, multi-sports halls are defined as areas where a range of sport and recreational activities are carried out. They are at least 10m x 18m (e.g., the size of one badminton court including surrounding safety area) and include specifically designed venues such as leisure centres and school sports halls. The definition also applies to halls where activities can take place, such as school assembly halls, community buildings and community centres (the main ones are included in Table 4.5 below). Specialist centres, e.g. dance centres, are not included. 1 badminton court halls are only included as facilities where they are provided on the same site as a minimum 3 badminton court sports hall.
- 4.24. There are other community centres in Northumberland, but these either are not at least 1 badminton court size, or they are not on the site of a strategic size sports hall. Strategic sized sports halls are a minimum size of 3 badminton courts.

QUANTITY- SPORTS HALLS IN NORTHUMBERLAND COUNTY

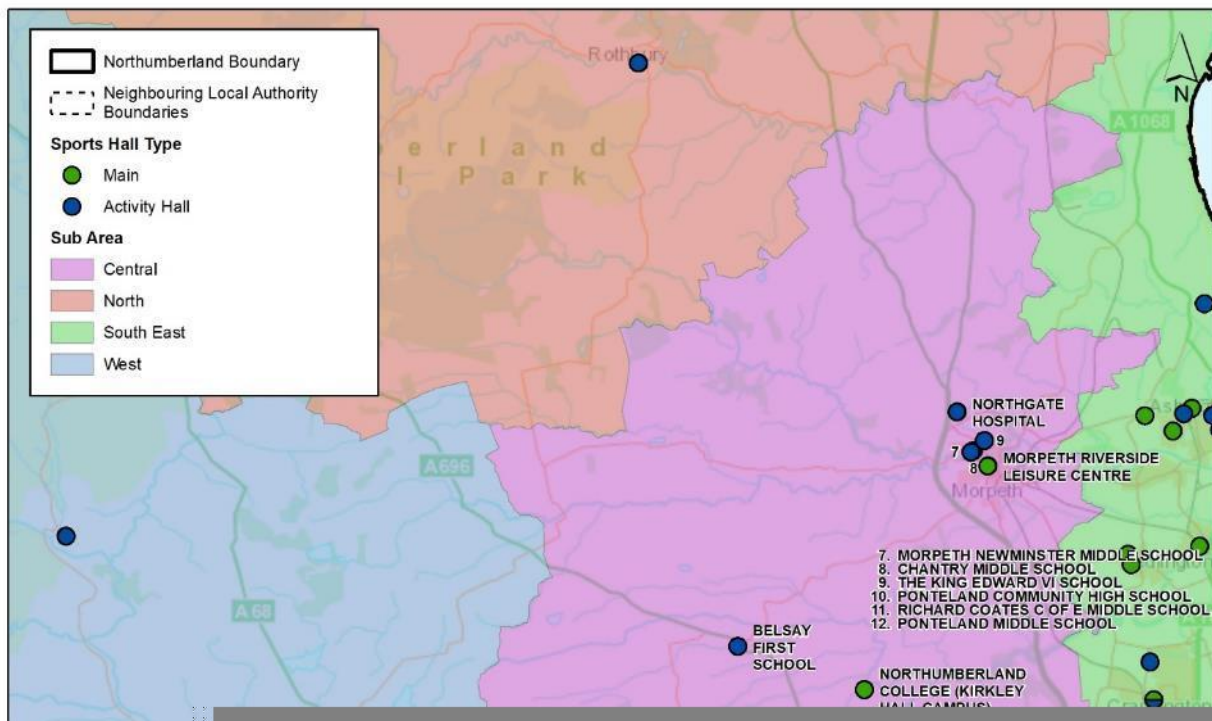

- 4.25. The supply analysis identifies that Northumberland has a total of 36 sports halls across 36 sites. Appendix 7 details the overall sports hall supply in Northumberland (Source SE Active Places Feb 2017).
- 4.26. There are:
- **A total of 36 sports halls and 57 activity halls across 78 sites**
 - **32 main halls in total (all strategic size i.e. 3 courts+)**
 - **17 community accessible pay and play sports halls (all strategic size i.e. 3 courts+)**
 - **73 community accessible sites i.e. available for sports club use and 20 not available (private use only)**
- 4.27. The sports halls are operated through the Council's leisure operator, by education, community associations, or youth service providers.
- 4.28. The overall supply of sports halls and activity halls is shown in Appendix 7, Table 4.5 and Maps 4.1 - 4.4.




4.29. 3 + court sports halls (i.e. strategic size) are shown in Table 4.6 with those available for pay and play community usage highlighted in orange. Table 4.7 shows activity halls with those available for community use highlighted in yellow.

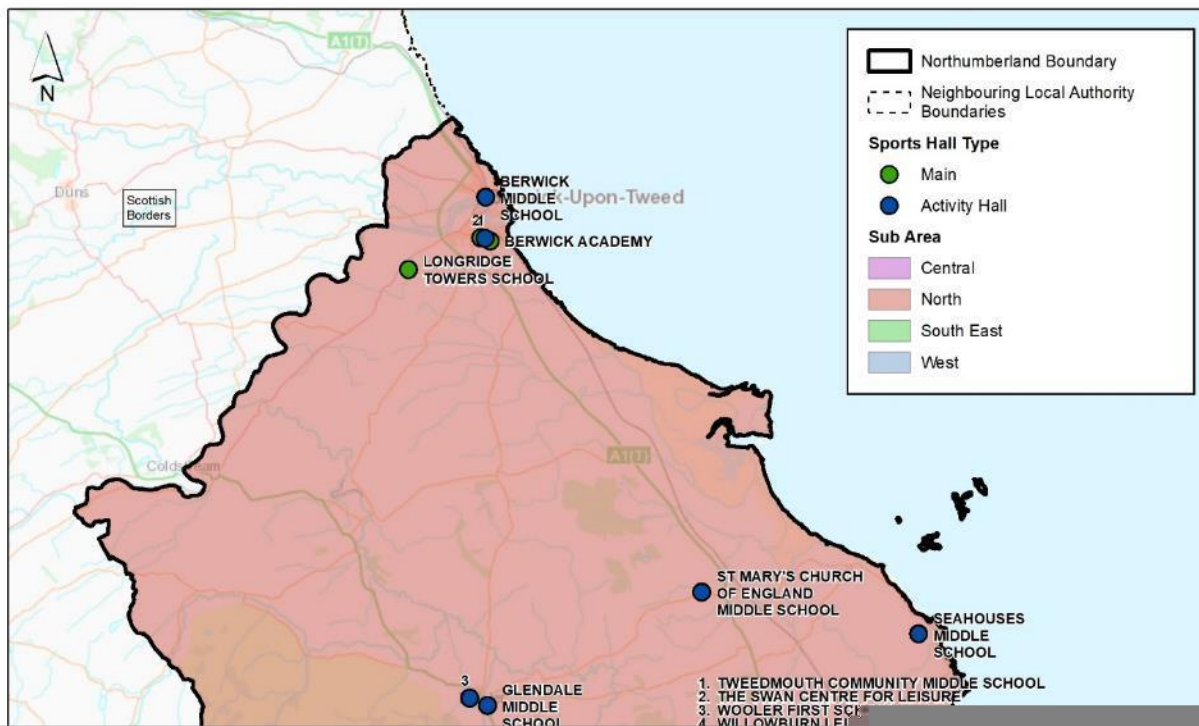




Map 4.1: Sports Halls and Activity Halls in Northumberland (Central)



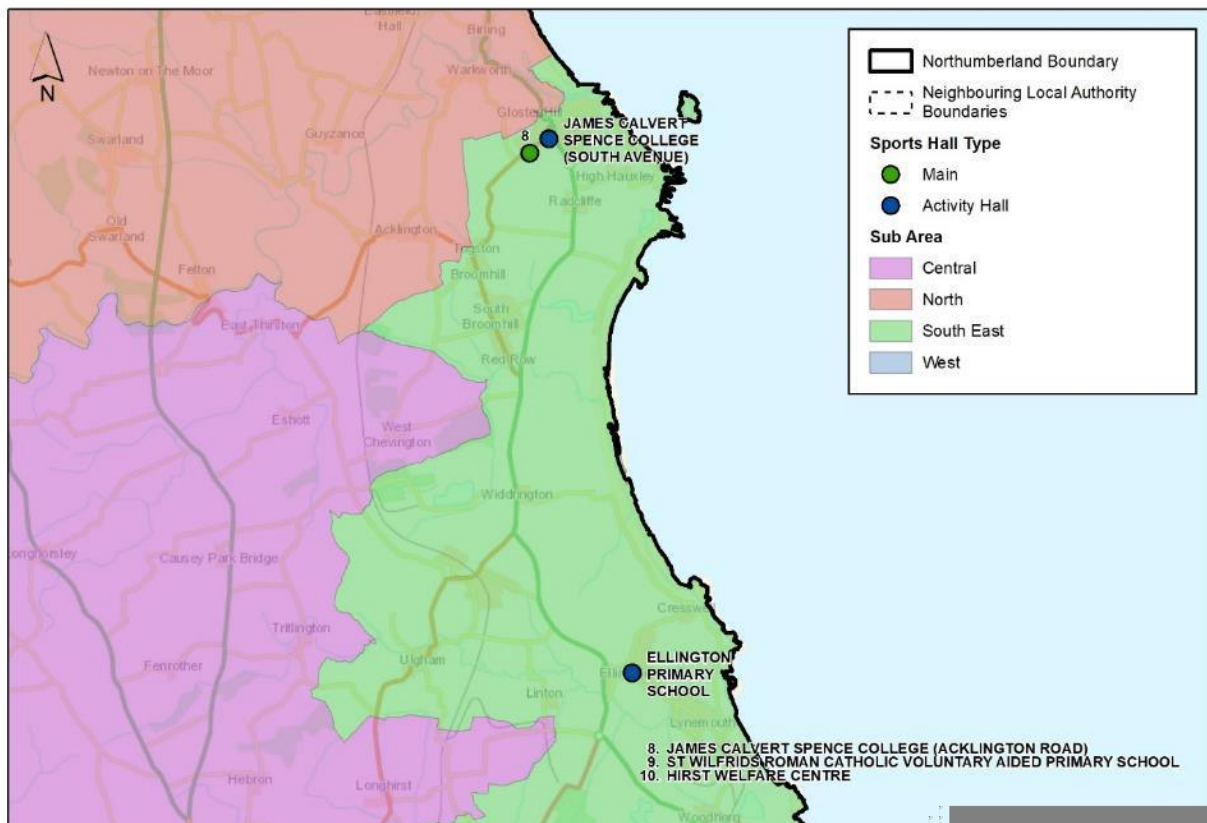




Map 4.2: Sports Halls and Activity Halls in Northumberland (North)



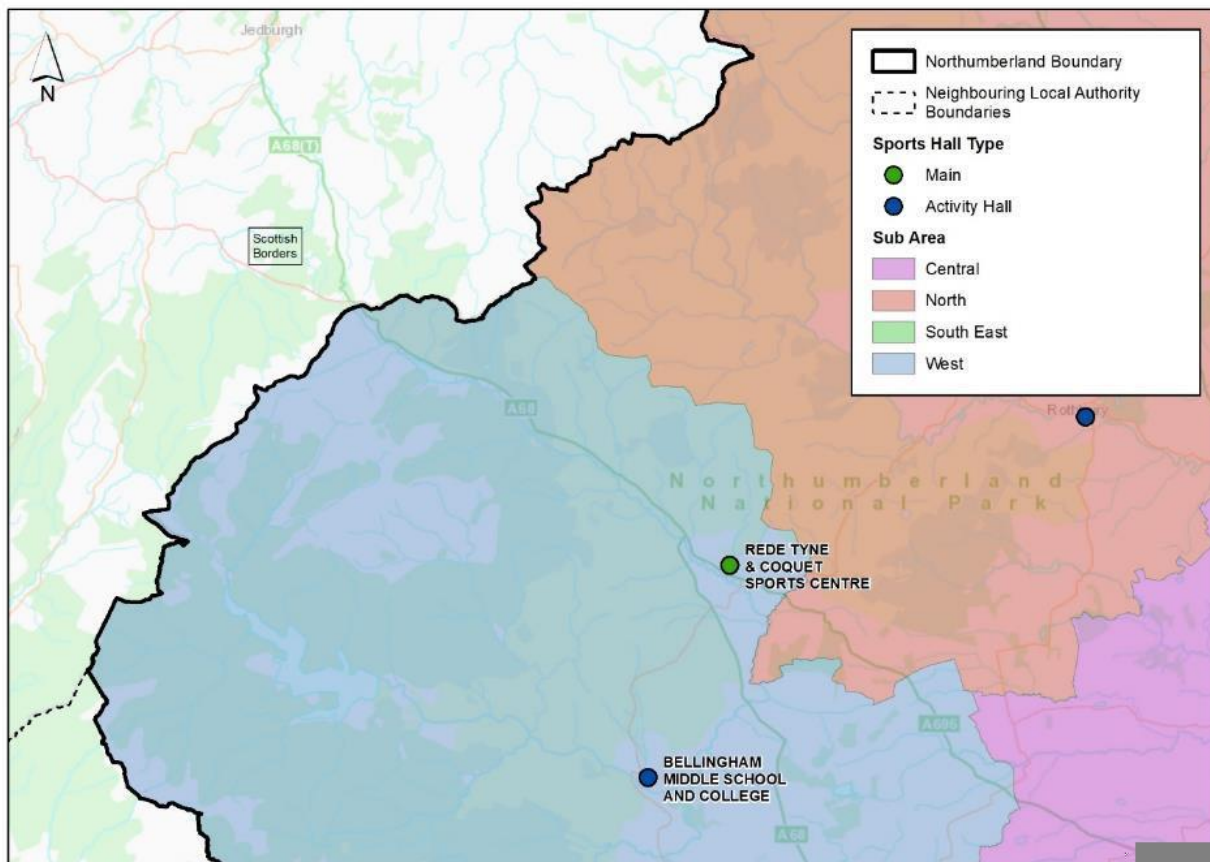




Map 4.3: Sports Halls and Activity Halls in Northumberland (South East)





Map 4.4: Sports Halls and Activity Halls in Northumberland (West










Table 4.5: Supply of Sports Halls and Activity Halls (Sports halls facilities are highlighted in green, activity halls in yellow)


SITE NAME	POST CODE	FACILITY TYPE	FACILITY SUB TYPE	No OF BADMINTON COURTS	ACCESS TYPE	OWNERSHIP TYPE	MANAGEMENT TYPE	YEAR BUILT	YEAR REFURBISHED
ALBERMARLE BARRACKS	NE15 0RF	Sports Hall	Main	4	Sports Club / Community Association	MOD	MOD	1997	n/a
ALNWICK DUKES MIDDLE SCHOOL	NE66 1UN	Sports Hall	Activity Hall	1	Private Use	Community school	School/College/University (in house)	1985	n/a
ASHINGTON COMMUNITY HIGH SCHOOL	NE63 8DH	Sports Hall	Main	4	Pay and Play	Community school	School/College/University (in house)	1965	2004
ASTLEY COMMUNITY HIGH SCHOOL	NE25 0BP	Sports Hall	Main	4	Pay and Play	Community school	School/College/University (in house)	2000	n/a
BEDE ACADEMY (NORTH)	NE24 2SY	Sports Hall	Main	4	Sports Club / Community Association	Academies	School/College/University (in house)	2009	n/a
BEDLINGTONSHIRE COMMUNITY SCHOOL	NE22 7DS	Sports Hall	Main	4	Pay and Play	Community school	School/College/University (in house)	1974	2016
BELLINGHAM MIDDLE SCHOOL AND COLLEGE	NE48 2EN	Sports Hall	Activity Hall	1	Sports Club / Community Association	Community school	School/College/University (in house)	1950	n/a
BELLINGHAM MIDDLE SCHOOL AND COLLEGE	NE48 2EN	Sports Hall	Activity Hall	0	Sports Club / Community Association	Community school	School/College/University (in house)	1950	n/a
BELSAY FIRST SCHOOL	NE20 0ET	Sports Hall	Activity Hall	0	Sports Club / Community Association	Community school	School/College/University (in house)	n/a	n/a
BERWICK ACADEMY	TD15 2JF	Sports Hall	Main	4	Pay and Play	Academies	School/College/University (in house)	1970	n/a




BERWICK MIDDLE SCHOOL	TD15 1LA	Sports Hall	Activity Hall	1	Private Use	Community school	School/College/University (in house)	1920	n/a
BLANCHLAND VILLAGE HALL	DH8 9UA	Sports Hall	Activity Hall	1	Sports Club / Community Association	Other	Community Organisation	1998	n/a
BLYTH MORPETH ROAD PRIMARY SCHOOL	NE24 5TQ	Sports Hall	Activity Hall	1	Private Use	Foundation School	School/College/University (in house)	2011	n/a
BLYTH SPORTS CENTRE	NE24 5BT	Sports Hall	Main	8	Pay and Play	Local Authority	Trust	1979	2006
BLYTH SPORTS CENTRE	NE24 5BT	Sports Hall	Activity Hall	1	Pay and Play	Local Authority	Trust	1981	n/a
BOTHAL PRIMARY SCHOOL	NE63 8NT	Sports Hall	Main	3	Private Use	Foundation School	School/College/University (in house)	1963	2009
BOTHAL PRIMARY SCHOOL	NE63 8NT	Sports Hall	Main	3	Private Use	Foundation School	School/College/University (in house)	1963	2009
CHANTRY MIDDLE SCHOOL	NE61 1RQ	Sports Hall	Activity Hall	2	Sports Club / Community Association	Academies	School/College/University (in house)	1960	n/a
CHANTRY MIDDLE SCHOOL	NE61 1RQ	Sports Hall	Activity Hall	1	Sports Club / Community Association	Academies	School/College/University (in house)	1960	n/a
CONCORDIA LEISURE CENTRE	NE23 6YB	Sports Hall	Main	3	Pay and Play	Local Authority	Trust	1977	2002
CONCORDIA LEISURE CENTRE	NE23 6YB	Sports Hall	Activity Hall	1	Pay and Play	Local Authority	Trust	1977	2016
CORBRIDGE MIDDLE SCHOOL	NE45 5HX	Sports Hall	Activity Hall	1	Private Use	Community school	School/College/University (in house)	1960	n/a
CREIGHTON MEMORIAL HALL	NE66 3UP	Sports Hall	Activity Hall	1	Sports Club / Community Association	Community Organisation	Community Organisation	1900	n/a
CROFTWAY PRIMARY ACADEMY	NE24 2HP	Sports Hall	Activity Hall	2	Sports Club / Community Association	Academies	School/College/University (in house)	2003	n/a
DR THOMLINSON CHURCH OF ENGLAND MIDDLE SCHOOL	NE65 7RJ	Sports Hall	Activity Hall	1	Sports Club / Community Association	Voluntary Aided School	School/College/University (in house)	1965	n/a




ELLINGTON PRIMARY SCHOOL	NE61 5HL	Sports Hall	Activity Hall	1	Private Use	Community school	School/College/University (in house)	1986	n/a
GLENDALE MIDDLE SCHOOL	NE71 6QF	Sports Hall	Activity Hall	1	Sports Club / Community Association	Community school	School/College/University (in house)	1953	n/a
HALTWHISTLE COMMUNITY CAMPUS (UPPER SCHOOL)	NE49 9BA	Sports Hall	Activity Hall	1	Sports Club / Community Association	Academies	School/College/University (in house)	1961	2013
HALTWHISTLE SWIMMING AND LEISURE CENTRE	NE49 9DP	Sports Hall	Main	4	Sports Club / Community Association	Other	Trust	2003	2013
HAYDON BRIDGE HIGH SCHOOL	NE47 6LR	Sports Hall	Main	4	Sports Club / Community Association	Community school	School/College/University (in house)	1968	2002
HAYDON BRIDGE HIGH SCHOOL	NE47 6LR	Sports Hall	Activity Hall	2	Sports Club / Community Association	Community school	School/College/University (in house)	1998	n/a
HEXHAM MIDDLE SCHOOL	NE46 1BU	Sports Hall	Activity Hall	0	Sports Club / Community Association	Community school	School/College/University (in house)	n/a	n/a
HIGH FOREST COMMUNITY CENTRE	NE47 9AD	Sports Hall	Activity Hall	0	Sports Club / Community Association	Local Authority	Community Organisation	n/a	n/a
HIGHFIELD MIDDLE SCHOOL	NE42 6EY	Sports Hall	Activity Hall	1	Sports Club / Community Association	Community school	School/College/University (in house)	1977	n/a
HIRST WELFARE CENTRE	NE63 9HN	Sports Hall	Activity Hall	0	Pay and Play	Other	Trust	2004	n/a
HUMSHAUGH CHURCH OF ENGLAND AIDED FIRST SCHOOL	NE46 4AA	Sports Hall	Activity Hall	1	Sports Club / Community Association	Voluntary Aided School	School/College/University (in house)	1980	2008
HUMSHAUGH VILLAGE HALL	NE46 4AT	Sports Hall	Activity Hall	0	Sports Club / Community Association	Other	Trust	n/a	n/a
JAMES CALVERT SPENCE COLLEGE (ACKLINGTON ROAD)	NE65 0NG	Sports Hall	Main	5	Pay and Play	Community school	School/College/University (in house)	1975	2013
JAMES CALVERT SPENCE COLLEGE (SOUTH AVENUE)	NE65 0ND	Sports Hall	Activity Hall	1	Sports Club / Community Association	Community school	School/College/University (in house)	1967	n/a




JOSEPHINE BUTLER CAMPUS (PRIMARY)	NE63 9SA	Sports Hall	Main	3	Sports Club / Community Association	Academies	School/College/University (in house)	1980	2002
LINDISFARNE MIDDLE SCHOOL	NE66 1AX	Sports Hall	Main	4	Sports Club / Community Association	Community school	School/College/University (in house)	1986	2005
LINDISFARNE MIDDLE SCHOOL	NE66 1AX	Sports Hall	Activity Hall	1	Sports Club / Community Association	Community school	School/College/University (in house)	1930	n/a
LONGRIDGE TOWERS SCHOOL	TD15 2XQ	Sports Hall	Main	4	Sports Club / Community Association	Other Independent School	School/College/University (in house)	1993	2006
MATFEN VILLAGE HALL	NE20 0RP	Sports Hall	Activity Hall	0	Sports Club / Community Association	Commercial	Community Organisation	n/a	n/a
MEADOWDALE ACADEMY	NE22 6HA	Sports Hall	Main	4	Private Use	Academies	School/College/University (in house)	1976	n/a
MORPETH NEWMINSTER MIDDLE SCHOOL	NE61 1RH	Sports Hall	Activity Hall	1	Sports Club / Community Association	Community school	School/College/University (in house)	1965	n/a
MORPETH NEWMINSTER MIDDLE SCHOOL	NE61 1RH	Sports Hall	Activity Hall	1	Sports Club / Community Association	Community school	School/College/University (in house)	1965	n/a
MORPETH RIVERSIDE LEISURE CENTRE	NE61 1PR	Sports Hall	Main	6	Sports Club / Community Association	Local Authority	Trust	1967	n/a
NEW ASHTON LEISURE CENTRE	NE63 9JY	Sports Hall	Main	6	Pay and Play	Local Authority	Trust	2016	n/a
NEWBIGGIN SPORTS AND COMMUNITY CENTRE	NE64 6HG	Sports Hall	Main	6	Pay and Play	Local Authority	Trust	1973	2008
NEWTON BYWELL COMMUNITY HALL	NE43 7UL	Sports Hall	Activity Hall	0	Sports Club / Community Association	Community Organisation	Community Organisation	n/a	n/a
NORTHBURN SPORTS AND COMMUNITY CENTRE	NE23 3YT	Sports Hall	Activity Hall	1	Pay and Play	Local Authority	Trust	2005	n/a
NORTHGATE HOSPITAL	NE61 3BP	Sports Hall	Activity Hall	2	Private Use	Health Authority	Health Authority	2011	2012




NORTHGATE HOSPITAL	NE61 3BP	Sports Hall	Activity Hall	1	Private Use	Health Authority	Not Known	2009	n/a
NORTHUMBERLAND COFE ACADEMY (JOSEPHINE BUTLER CAMPUS)	NE63 9RZ	Sports Hall	Main	4	Sports Club / Community Association	Academies	School/College/University (in house)	2012	n/a
NORTHUMBERLAND COLLEGE (KIRKLEY HALL CAMPUS)	NE20 0AQ	Sports Hall	Main	4	Sports Club / Community Association	Further Education	School/College/University (in house)	1988	n/a
OVINGHAM MIDDLE SCHOOL	NE42 6DE	Sports Hall	Activity Hall	1	Private Use	Community school	School/College/University (in house)	1977	n/a
PONTELAND COMMUNITY HIGH SCHOOL	NE20 9EY	Sports Hall	Main	3	Sports Club / Community Association	Community school	School/College/University (in house)	1980	n/a
PONTELAND COMMUNITY HIGH SCHOOL	NE20 9EY	Sports Hall	Activity Hall	0	Sports Club / Community Association	Community school	School/College/University (in house)	1980	n/a
PONTELAND LEISURE CENTRE	NE20 9EG	Sports Hall	Main	4	Pay and Play	Local Authority	Trust	1974	2008
PONTELAND MIDDLE SCHOOL	NE20 9EY	Sports Hall	Main	3	Sports Club / Community Association	Community school	School/College/University (in house)	n/a	n/a
PRUDHOE FOOTBALL AND SPORTS CENTRE	NE42 5LJ	Sports Hall	Main	4	Pay and Play	Community school	Trust	2016	n/a
PRUDHOE WEST FIRST SCHOOL	NE42 6HR	Sports Hall	Activity Hall	2	Sports Club / Community Association	Community school	Trust	2003	n/a
QUEEN ELIZABETH HIGH SCHOOL	NE46 3JB	Sports Hall	Activity Hall	1	Pay and Play	Community school	School/College/University (in house)	1976	n/a
QUEEN ELIZABETH HIGH SCHOOL	NE46 3JB	Sports Hall	Main	3	Pay and Play	Community school	School/College/University (in house)	1976	n/a
RAF BOULMER	NE66 3JF	Sports Hall	Main	6	Sports Club / Community Association	MOD	MOD	1992	n/a
REDE TYNE AND COQUET SPORTS CENTRE	NE19 1HE	Sports Hall	Main	3	Pay and Play	Local Authority	Community Organisation	1988	2006




RICHARD COATES C OF E MIDDLE SCHOOL	NE20 9QB	Sports Hall	Activity Hall	1	Sports Club / Community Association	Voluntary Aided School	School/College/University (in house)	1958	n/a
SEAHOUSES MIDDLE SCHOOL	NE68 7YF	Sports Hall	Activity Hall	1	Private Use	Community school	School/College/University (in house)	1960	n/a
SEATON SLUICE MIDDLE SCHOOL	NE26 4JS	Sports Hall	Activity Hall	1	Private Use	Community school	School/College/University (in house)	1970	n/a
SHILBOTTLE COLLIERY WELFARE RECREATION GROUND	NE66 2XN	Sports Hall	Activity Hall	1	Sports Club / Community Association	Local Authority	Local Authority (in house)	2010	n/a
SPORTING CLUB CRAMLINGTON	NE23 6BN	Sports Hall	Main	4	Pay and Play	Community school	Trust	2002	n/a
SPORTING CLUB CRAMLINGTON	NE23 6BN	Sports Hall	Activity Hall	2	Pay and Play	Community school	Trust	2002	n/a
ST BENEDICTS RC MIDDLE SCHOOL	NE63 9LR	Sports Hall	Activity Hall	1	Private Use	Voluntary Aided School	Other	1970	2008
ST BENET BISCOP HIGH SCHOOL	NE22 6ED	Sports Hall	Main	6	Sports Club / Community Association	Academies	School/College/University (in house)	1960	2003
ST JOSEPH'S RC MIDDLE SCHOOL	NE46 2DD	Sports Hall	Activity Hall	1	Sports Club / Community Association	Voluntary Aided School	School/College/University (in house)	1976	n/a
ST MARY'S CHURCH OF ENGLAND MIDDLE SCHOOL	NE70 7NX	Sports Hall	Activity Hall	1	Sports Club / Community Association	Voluntary Aided School	School/College/University (in house)	1962	n/a
ST PAUL'S RCVA MIDDLE SCHOOL	NE66 2NU	Sports Hall	Activity Hall	1	Private Use	Voluntary Aided School	School/College/University (in house)	2010	n/a
ST WILFRIDS ROMAN CATHOLIC VOLUNTARY AIDED PRIMARY SCHOOL	NE24 2LE	Sports Hall	Activity Hall	1	Private Use	Voluntary Aided School	School/College/University (in house)	1914	n/a
THE BLYTH ACADEMY	NE24 4JP	Sports Hall	Main	4	Sports Club / Community Association	Academies	School/College/University (in house)	1975	1993
THE BLYTH ACADEMY	NE24 4JP	Sports Hall	Activity Hall	0	Sports Club / Community Association	Academies	School/College/University (in house)	2002	n/a



THE DUCHESS'S COMMUNITY HIGH SCHOOL	NE66 2DH	Sports Hall	Main	3	Private Use	Community school	School/College/University (in house)	2016	n/a
THE DUCHESS'S COMMUNITY HIGH SCHOOL	NE66 2DH	Sports Hall	Activity Hall	1	Private Use	Community school	School/College/University (in house)	2016	n/a
THE KING EDWARD VI SCHOOL	NE61 1DN	Sports Hall	Activity Hall	1	Private Use	Voluntary Controlled School	School/College/University (in house)	1970	n/a
THE KING EDWARD VI SCHOOL	NE61 1DN	Sports Hall	Activity Hall	1	Private Use	Voluntary Controlled School	School/College/University (in house)	1970	n/a
THE MUNROE HALL AT WYLAM INSTITUTE	NE41 8AP	Sports Hall	Activity Hall	1	Sports Club / Community Association	Community Organisation	Community Organisation	1898	n/a
THE SWAN CENTRE FOR LEISURE	TD15 2AS	Sports Hall	Main	4	Pay and Play	Local Authority	Trust	1990	2016
TWEEDMOUTH COMMUNITY MIDDLE SCHOOL	TD15 2DJ	Sports Hall	Activity Hall	1	Sports Club / Community Association	Community school	School/College/University (in house)	1955	n/a
WENTWORTH LEISURE CENTRE	NE46 3PD	Sports Hall	Main	6	Pay and Play	Local Authority	Trust	1986	2004
WHITLEY CHAPEL PARISH HALL	NE47 0HB	Sports Hall	Activity Hall	1	Sports Club / Community Association	Local Authority	Trust	1937	2009
WILLOWBURN LEISURE CENTRE	NE66 2JH	Sports Hall	Main	5	Pay and Play	Local Authority	Trust	2003	n/a
WOOLER FIRST SCHOOL	NE71 6QF	Sports Hall	Activity Hall	0	Private Use	Community school	School/College/University (in house)	1960	n/a
ASHINGTON? YMCA (NORTHUMBERLAND)	NE63 9XQ	Sports Hall	Activity Hall	0	Pay and Play	Other	Community Organisation	1990	2004







4.30. 3 + court sports halls (i.e. strategic size) are shown in Table 4.6; those available for pay and play community usage are highlighted in orange. Maps 4.5-4.8 shows the sports halls which are available for pay and play use, not those that only offer access to sports clubs and associations.

Table 4.6: Strategic size sports halls (i.e. 3+ courts) available for Community Use (Pay and Play community accessible, and community use for clubs and groups). Pay and Play community accessible halls are highlighted in orange.

SITE NAME	POST CODE	FACILITY TYPE	FACILITY SUB TYPE	No OF BA DM IN TO N CO URTS	ACCESS TYPE	OWNERSHIP TYPE	MANAGEMENT TYPE	YEAR BUI LT	YEAR REF URBI SHED
ALBERMARLE BARRACKS	NE15 0RF	Sports Hall	Main	4	Sports Club / Community Association	MOD	MOD	1997	n/a
ASHINGTON COMMUNITY HIGH SCHOOL	NE63 8DH	Sports Hall	Main	4	Pay and Play	Community school	School/College/University (in house)	1965	2004
ASTLEY COMMUNITY HIGH SCHOOL	NE25 0BP	Sports Hall	Main	4	Pay and Play	Community school	School/College/University (in house)	2000	n/a
BEDE ACADEMY (NORTH)	NE24 2SY	Sports Hall	Main	4	Sports Club / Community Association	Academies	School/College/University (in house)	2009	n/a
BEDLINGTONSHIRE COMMUNITY SCHOOL	NE22 7DS	Sports Hall	Main	4	Pay and Play	Community school	School/College/University (in house)	1974	2016
BERWICK ACADEMY	TD15 2JF	Sports Hall	Main	4	Pay and Play	Academies	School/College/University (in house)	1970	n/a
BLYTH SPORTS CENTRE	NE24 5BT	Sports Hall	Main	8	Pay and Play	Local Authority	Trust	1979	2006




CONCORDIA LEISURE CENTRE	NE23 6YB	Sports Hall	Main	3	Pay and Play	Local Authority	Trust	1977	2002
HALTWHISTLE SWIMMING AND LEISURE CENTRE	NE49 9DP	Sports Hall	Main	4	Sports Club / Community Association	Other	Trust	2003	2013
HAYDON BRIDGE HIGH SCHOOL	NE47 6LR	Sports Hall	Main	4	Sports Club / Community Association	Community school	School/College/University (in house)	1968	2002
JAMES CALVERT SPENCE COLLEGE (ACKLINGTON ROAD)	NE65 0NG	Sports Hall	Main	5	Pay and Play	Community school	School/College/University (in house)	1975	2013
JOSEPHINE BUTLER CAMPUS (PRIMARY)	NE63 9SA	Sports Hall	Main	3	Sports Club / Community Association	Academies	School/College/University (in house)	1980	2002
LINDISFARNE MIDDLE SCHOOL	NE66 1AX	Sports Hall	Main	4	Sports Club / Community Association	Community school	School/College/University (in house)	1986	2005
LONGRIDGE TOWERS SCHOOL	TD15 2XQ	Sports Hall	Main	4	Sports Club / Community Association	Other Independent School	School/College/University (in house)	1993	2006
MORPETH RIVERSIDE LEISURE CENTRE	NE61 1PR	Sports Hall	Main	6	Sports Club / Community Association	Local Authority	Trust	1967	n/a
NEW ASHLINGTON LEISURE CENTRE	NE63 9JY	Sports Hall	Main	6	Pay and Play	Local Authority	Trust	2016	n/a
NEUBIGGIN SPORTS AND COMMUNITY CENTRE	NE64 6HG	Sports Hall	Main	6	Pay and Play	Local Authority	Trust	1973	2008
NORTHUMBERLAND COFE ACADEMY (JOSEPHINE BUTLER CAMPUS)	NE63 9RZ	Sports Hall	Main	4	Sports Club / Community Association	Academies	School/College/University (in house)	2012	n/a
NORTHUMBERLAND COLLEGE (KIRKLEY HALL CAMPUS)	NE20 0AQ	Sports Hall	Main	4	Sports Club / Community Association	Further Education	School/College/University (in house)	1988	n/a




PONTELAND COMMUNITY HIGH SCHOOL	NE20 9EY	Sports Hall	Main	3	Sports Club / Community Association	Community school	School/College/University (in house)	1980	n/a
PONTELAND LEISURE CENTRE	NE20 9EG	Sports Hall	Main	4	Pay and Play	Local Authority	Trust	1974	2008
PONTELAND MIDDLE SCHOOL	NE20 9EY	Sports Hall	Main	3	Sports Club / Community Association	Community school	School/College/University (in house)	n/a	n/a
PRUDHOE FOOTBALL AND SPORTS CENTRE	NE42 5LJ	Sports Hall	Main	4	Pay and Play	Community school	Trust	2016	n/a
QUEEN ELIZABETH HIGH SCHOOL	NE46 3JB	Sports Hall	Main	3	Pay and Play	Community school	School/College/University (in house)	1976	n/a
RAF BOULMER	NE66 3JF	Sports Hall	Main	6	Sports Club / Community Association	MOD	MOD	1992	n/a
REDE TYNE AND COQUET SPORTS CENTRE	NE19 1HE	Sports Hall	Main	3	Pay and Play	Local Authority	Community Organisation	1988	2006
SPORTING CLUB CRAMLINGTON	NE23 6BN	Sports Hall	Main	4	Pay and Play	Community school	Trust	2002	n/a
ST BENET BISCOP HIGH SCHOOL	NE22 6ED	Sports Hall	Main	6	Sports Club / Community Association	Academies	School/College/University (in house)	1960	2003
THE BLYTH ACADEMY	NE24 4JP	Sports Hall	Main	4	Sports Club / Community Association	Academies	School/College/University (in house)	1975	1993
THE SWAN CENTRE FOR LEISURE	TD15 2AS	Sports Hall	Main	4	Pay and Play	Local Authority	Trust	1990	2016
WENTWORTH LEISURE CENTRE	NE46 3PD	Sports Hall	Main	6	Pay and Play	Local Authority	Trust	1986	2004
WILLOWBURN LEISURE CENTRE	NE66 2JH	Sports Hall	Main	5	Pay and Play	Local Authority	Trust	2003	n/a

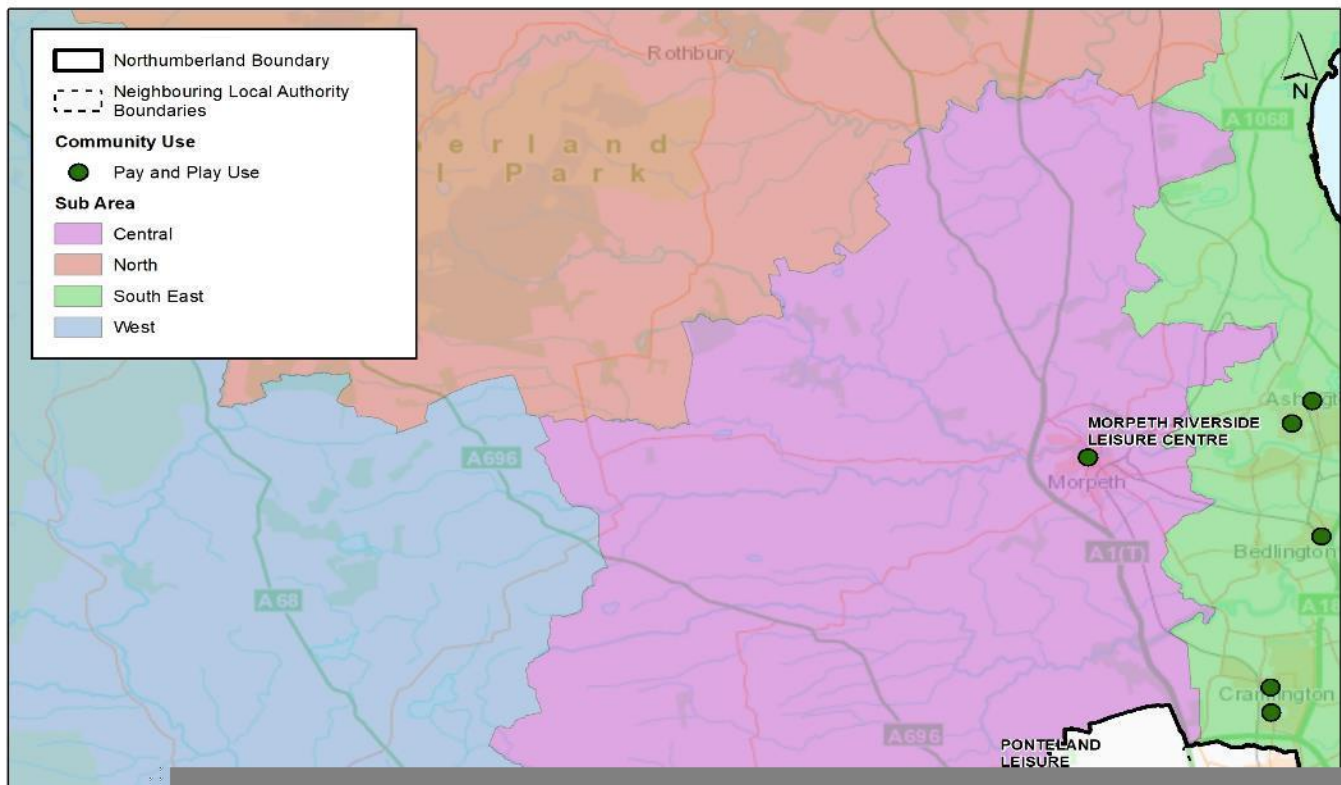




14
1



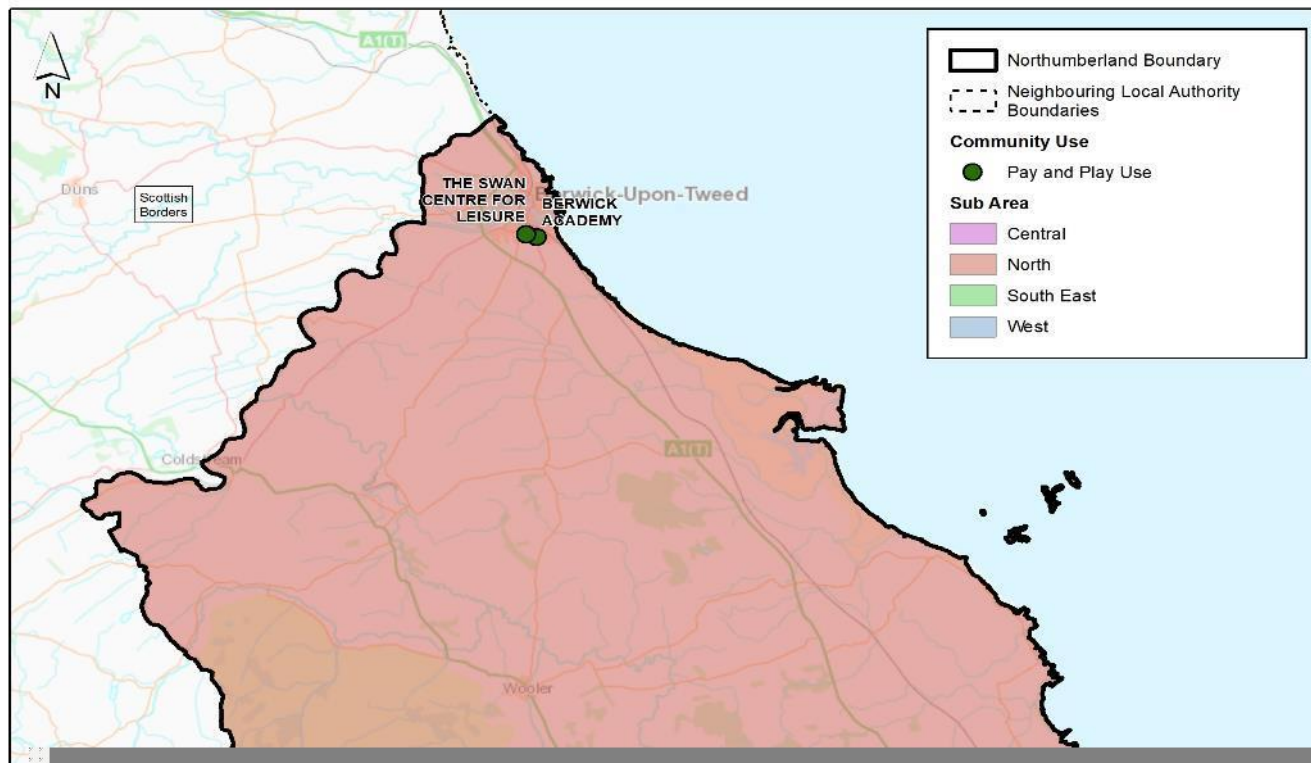




Map 4.5: Sports Halls in Northumberland (Central)



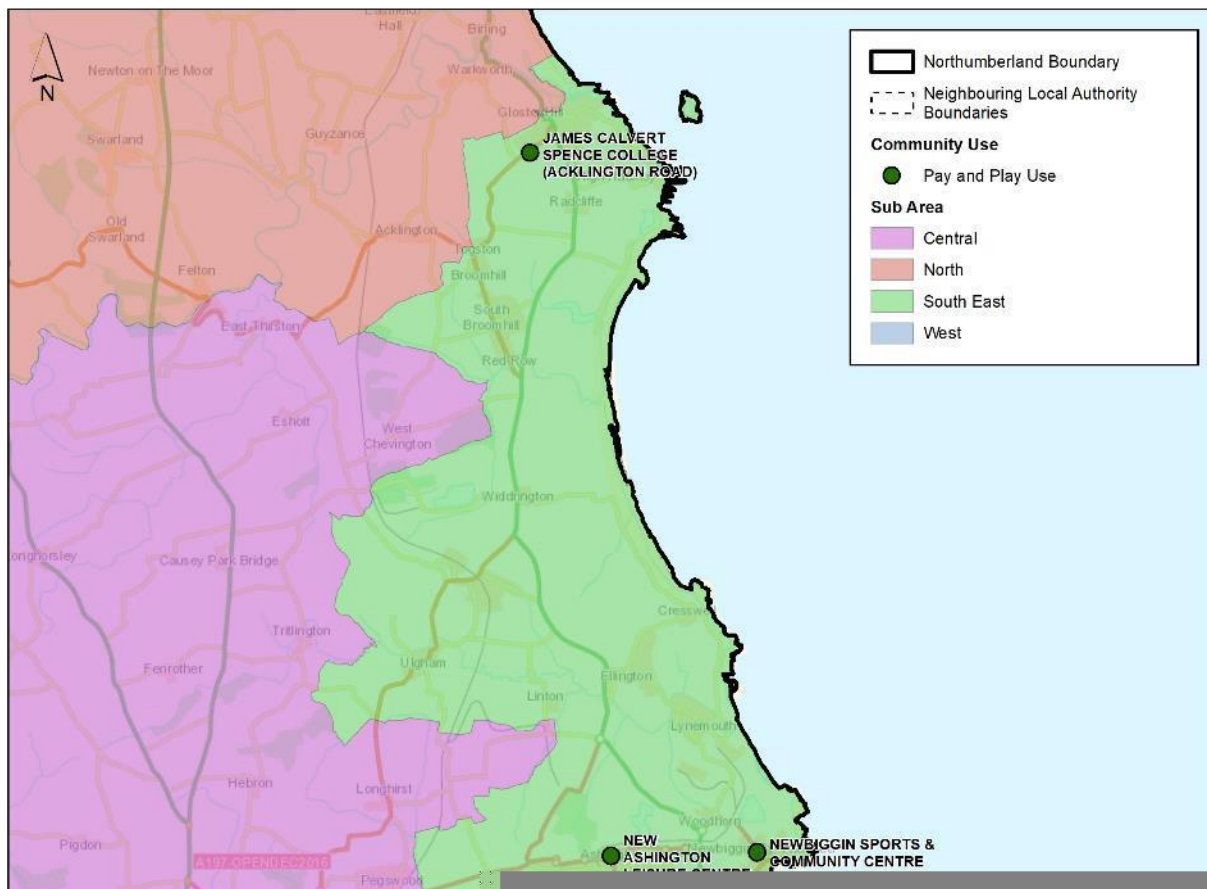




Map 4.6: Sports Halls in Northumberland (North)



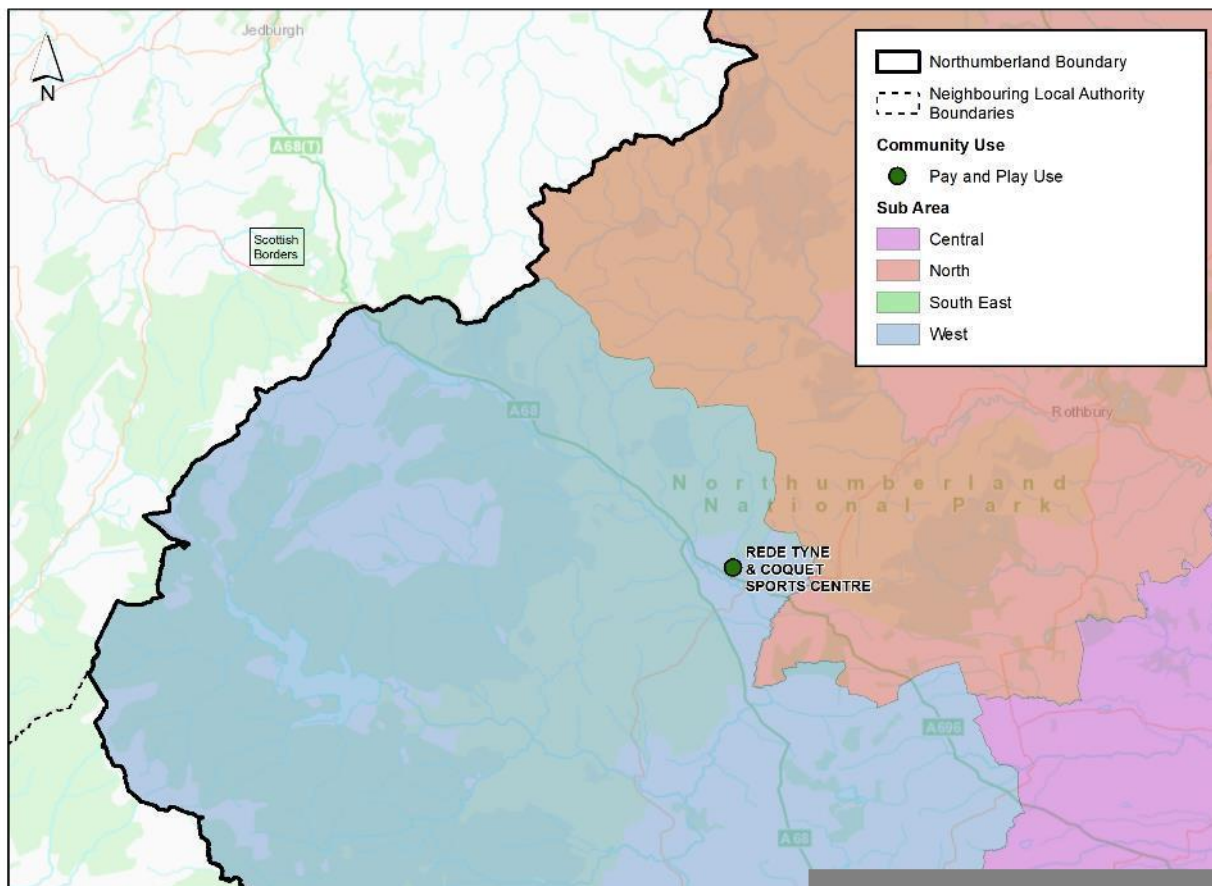




Map 4.7: Sports Halls in Northumberland (South East)






Map 4.8: Sports Halls in Northumberland (West









- 4.31. In addition to the 36 formal sports halls, there are 57 activity halls, 4 of which are operated on a community accessible pay and play basis. The facilities are managed through the education sector, local authority, or community organisations.
- 4.32. Activity halls are shown in Table 4.7; those with pay and play community access are highlighted in orange. Maps 4.9- 4.13 show the pay and play community accessible activity halls, not those that offer use for sports clubs and groups.

Table 4.7: Activity Halls with Community Access (those available for pay and play community usage are highlighted in orange)


SITE NAME	POST CODE	FACILITY TYPE	FACILITY SUB TYPE	NUMBER OF BADMINTON COURTS	ACCESS TYPE	OWNERSHIP TYPE	MANAGEMENT TYPE	YEAR BUILT	YEAR REFURBISHED
BELLINGHAM MIDDLE SCHOOL AND COLLEGE	NE48 2EN	Sports Hall	Activity Hall	1	Sports Club / Community Association	Community school	School/College/University (in house)	1950	n/a
BELLINGHAM MIDDLE SCHOOL AND COLLEGE	NE48 2EN	Sports Hall	Activity Hall	0	Sports Club / Community Association	Community school	School/College/University (in house)	1950	n/a
BELSAY FIRST SCHOOL	NE20 0ET	Sports Hall	Activity Hall	0	Sports Club / Community Association	Community school	School/College/University (in house)	n/a	n/a
BLANCHLAND VILLAGE HALL	DH8 9UA	Sports Hall	Activity Hall	1	Sports Club / Community Association	Other	Community Organisation	1998	n/a
CHANTRY MIDDLE SCHOOL	NE61 1RQ	Sports Hall	Activity Hall	2	Sports Club / Community Association	Academies	School/College/University (in house)	1960	n/a
CHANTRY MIDDLE SCHOOL	NE61 1RQ	Sports Hall	Activity Hall	1	Sports Club / Community Association	Academies	School/College/University (in house)	1960	n/a




CONCORDIA LEISURE CENTRE	NE23 6YB	Sports Hall	Activity Hall	1	Pay and Play	Local Authority	Trust	1977	2016
CREIGHTON MEMORIAL HALL	NE66 3UP	Sports Hall	Activity Hall	1	Sports Club / Community Association	Community Organisation	Community Organisation	1900	n/a
CROFTWAY PRIMARY ACADEMY	NE24 2HP	Sports Hall	Activity Hall	2	Sports Club / Community Association	Academies	School/College/University (in house)	2003	n/a
DR THOMLINSON CHURCH OF ENGLAND MIDDLE SCHOOL	NE65 7RJ	Sports Hall	Activity Hall	1	Sports Club / Community Association	Voluntary Aided School	School/College/University (in house)	1965	n/a
GLENDALE MIDDLE SCHOOL	NE71 6QF	Sports Hall	Activity Hall	1	Sports Club / Community Association	Community school	School/College/University (in house)	1953	n/a
HALTWHISTLE COMMUNITY CAMPUS (UPPER SCHOOL)	NE49 9BA	Sports Hall	Activity Hall	1	Sports Club / Community Association	Academies	School/College/University (in house)	1961	2013
HAYDON BRIDGE HIGH SCHOOL	NE47 6LR	Sports Hall	Activity Hall	2	Sports Club / Community Association	Community school	School/College/University (in house)	1998	n/a
HEXHAM MIDDLE SCHOOL	NE46 1BU	Sports Hall	Activity Hall	0	Sports Club / Community Association	Community school	School/College/University (in house)	n/a	n/a
HIGH FOREST COMMUNITY CENTRE	NE47 9AD	Sports Hall	Activity Hall	0	Sports Club / Community Association	Local Authority	Community Organisation	n/a	n/a
HIGHFIELD MIDDLE SCHOOL	NE42 6EY	Sports Hall	Activity Hall	1	Sports Club / Community Association	Community school	School/College/University (in house)	1977	n/a
HUMSHAUGH CHURCH OF ENGLAND AIDED FIRST SCHOOL	NE46 4AA	Sports Hall	Activity Hall	1	Sports Club / Community Association	Voluntary Aided School	School/College/University (in house)	1980	2008
HUMSHAUGH VILLAGE HALL	NE46 4AT	Sports Hall	Activity Hall	0	Sports Club / Community Association	Other	Trust	n/a	n/a
JAMES CALVERT SPENCE COLLEGE (SOUTH AVENUE)	NE65 0ND	Sports Hall	Activity Hall	1	Sports Club / Community Association	Community school	School/College/University (in house)	1967	n/a
LINDISFARNE MIDDLE SCHOOL	NE66 1AX	Sports Hall	Activity Hall	1	Sports Club / Community Association	Community school	School/College/University (in house)	1930	n/a




MATFEN VILLAGE HALL	NE20 0RP	Sports Hall	Activity Hall	0	Sports Club / Community Association	Commercial	Community Organisation	n/a	n/a
MORPETH NEWMINSTER MIDDLE SCHOOL	NE61 1RH	Sports Hall	Activity Hall	1	Sports Club / Community Association	Community school	School/College/University (in house)	1965	n/a
MORPETH NEWMINSTER MIDDLE SCHOOL	NE61 1RH	Sports Hall	Activity Hall	1	Sports Club / Community Association	Community school	School/College/University (in house)	1965	n/a
NEWTON BYWELL COMMUNITY HALL	NE43 7UL	Sports Hall	Activity Hall	0	Sports Club / Community Association	Community Organisation	Community Organisation	n/a	n/a
NORTHBURN SPORTS AND COMMUNITY CENTRE	NE23 3YT	Sports Hall	Activity Hall	1	Pay and Play	Local Authority	Trust	2005	n/a
PONTELAND COMMUNITY HIGH SCHOOL	NE20 9EY	Sports Hall	Activity Hall	0	Sports Club / Community Association	Community school	School/College/University (in house)	1980	n/a
PRUDHOE WEST FIRST SCHOOL	NE42 6HR	Sports Hall	Activity Hall	2	Sports Club / Community Association	Community school	Trust	2003	n/a
QUEEN ELIZABETH HIGH SCHOOL	NE46 3JB	Sports Hall	Activity Hall	1	Sports Club / Community Association	Community school	School/College/University (in house)	1976	n/a
RICHARD COATES C OF E MIDDLE SCHOOL	NE20 9QB	Sports Hall	Activity Hall	1	Sports Club / Community Association	Voluntary Aided School	School/College/University (in house)	1958	n/a
SHILBOTTLE COLLIERY WELFARE RECREATION GROUND	NE66 2XN	Sports Hall	Activity Hall	1	Sports Club / Community Association	Local Authority	Local Authority (in house)	2010	n/a
SPORTING CLUB CRAMLINGTON	NE23 6BN	Sports Hall	Activity Hall	2	Pay and Play	Community school	Trust	2002	n/a
ST JOSEPH'S RC MIDDLE SCHOOL	NE46 2DD	Sports Hall	Activity Hall	1	Sports Club / Community Association	Voluntary Aided School	School/College/University (in house)	1976	n/a
ST MARY'S CHURCH OF ENGLAND MIDDLE SCHOOL	NE70 7NX	Sports Hall	Activity Hall	1	Sports Club / Community Association	Voluntary Aided School	School/College/University (in house)	1962	n/a
THE BLYTH ACADEMY	NE24 4JP	Sports Hall	Activity Hall	0	Sports Club / Community Association	Academies	School/College/University (in house)	2002	n/a

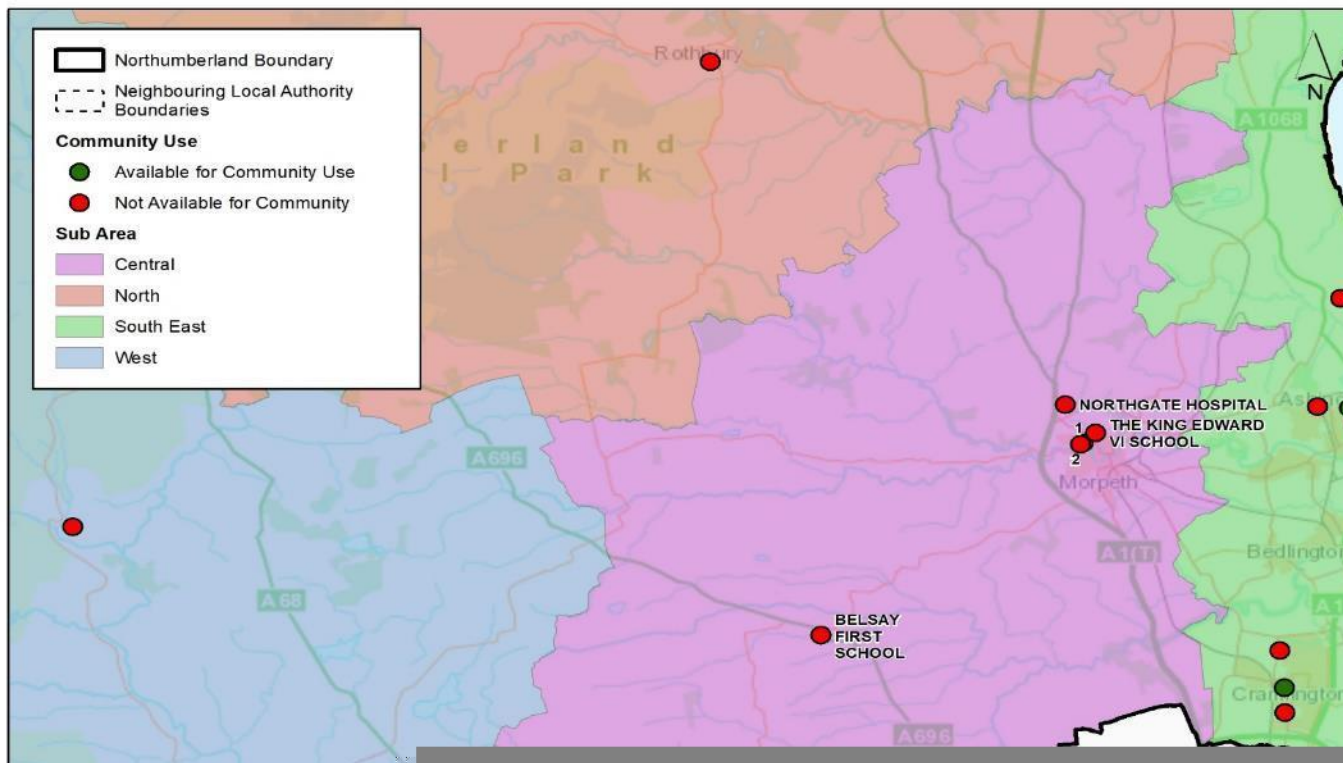




THE MUNROE HALL AT WYLAM INSTITUTE	NE41 8AP	Sports Hall	Activity Hall	1	Sports Club / Community Association	Community Organisation	Community Organisation	1898	n/a
TWEEDMOUTH COMMUNITY MIDDLE SCHOOL	TD15 2DJ	Sports Hall	Activity Hall	1	Sports Club / Community Association	Community school	School/College/University (in house)	1955	n/a
WHITLEY CHAPEL PARISH HALL	NE47 0HB	Sports Hall	Activity Hall	1	Sports Club / Community Association	Local Authority	Trust	1937	2009
YMCA (NORTHUMBERLAND)	NE63 9XQ	Sports Hall	Activity Hall	0	Pay and Play	Other	Community Organisation	1990	2004



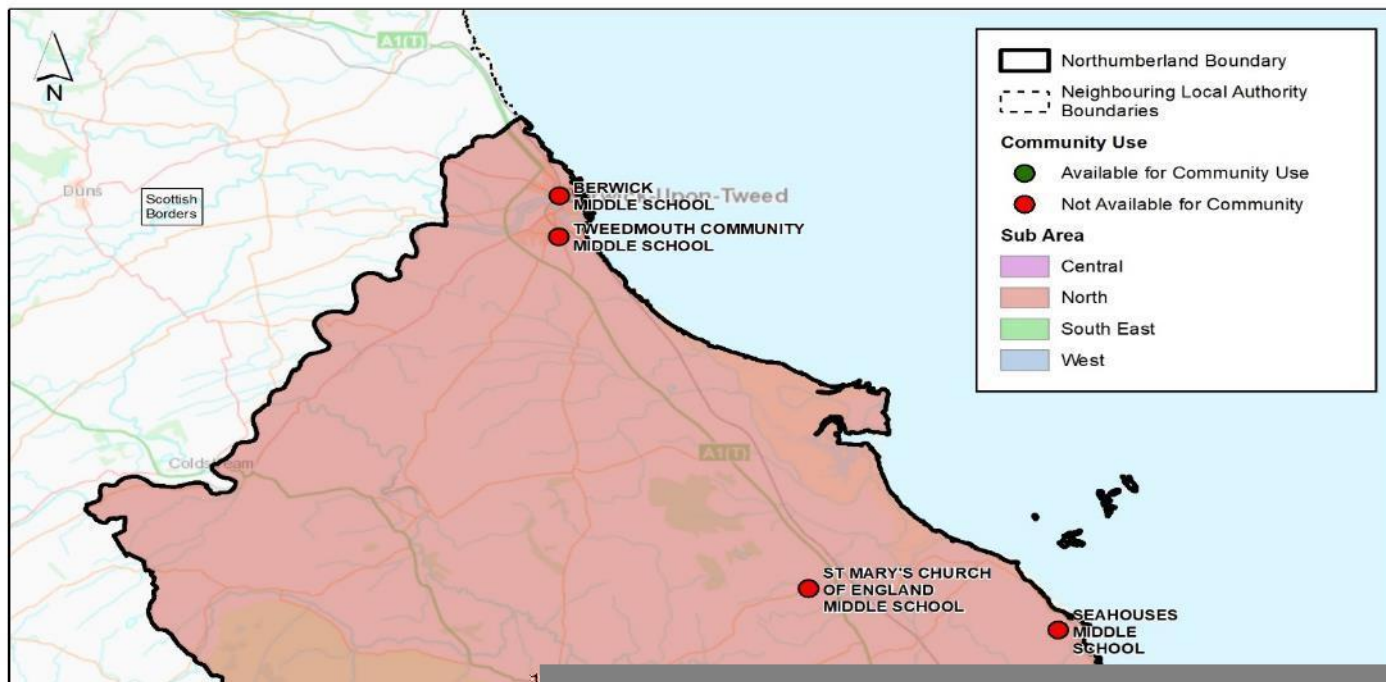




Map 4.9: Pay and play Community Accessible Activity Halls in Northumberland (Central)






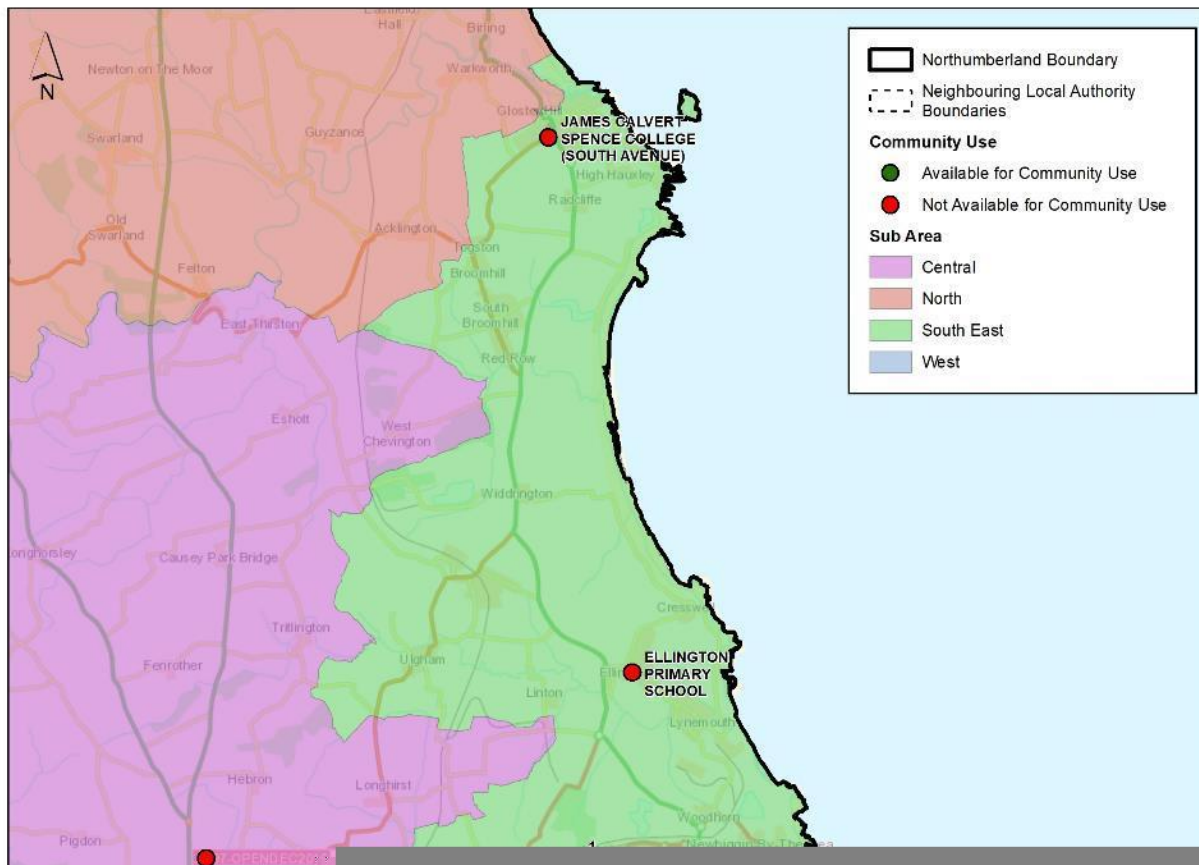

Map 4.10: Pay and play Community Accessible Activity Halls in Northumberland (North)






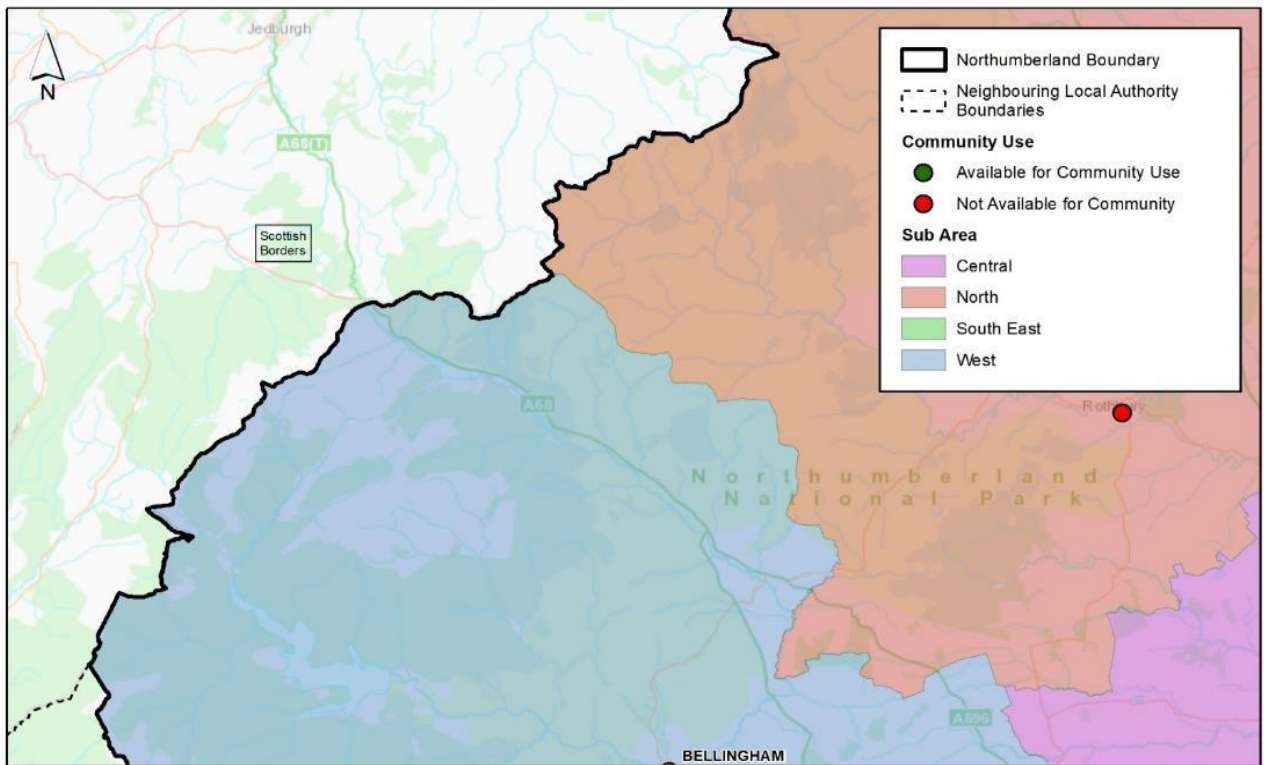




Map 4.11: Pay and play Community Accessible Activity Halls in Northumberland (South East)






Map 4.12: Pay and play Community Accessible Activity Halls in Northumberland (West)







4.33. A summary of sports hall and activity hall supply in Northumberland is set out in Table 4.8:

Table 4.8: Summary of Sports Hall and Activity Hall Supply in Northumberland

	TOTAL EXISTING PROVISION	AVAILABLE FOR COMMUNITY USE (PAY AND PLAY AND SPORTS CLUBS/ASSOCIATIONS)	AVAILABLE FOR PAY AND PLAY COMMUNITY USE
TOTAL BADMINTON COURTS (SPORTS HALLS AND ACTIVITY HALLS)	203	174	83
TOTAL SPORTS HALLS (STRATEGIC SIZE I.E. 3 COURT +)	32	32	17
BADMINTON COURTS IN STRATEGIC SIZE SPORTS HALLS	141	141	77
COMMUNITY ACCESSIBLE 3 COURT HALLS	6	6	3
COMMUNITY ACCESSIBLE 4 COURT HALLS	17	9	8
COMMUNITY ACCESSIBLE 5 COURT HALLS	2	2	2
COMMUNITY ACCESSIBLE 6 COURT HALLS	6	3	3
COMMUNITY ACCESSIBLE 8 COURT HALLS	1	1	1
TOTAL ACTIVITY HALLS 2 COURTS OR LESS	57	42	4


4.34. It is clear from Table 4.8 that there are 6, 3 court sports hall, 17, 4 court halls, 2, 5 court halls and 6, 6 court halls and only one 8 court sports hall in Northumberland. Just over half of all of the badminton courts available in strategic size sports halls i.e. 3 courts plus, are available for pay and play community use.

4.35. There are eight, 4 court halls and three 6 court halls that do not offer community access.

QUALITY - SPORTS HALLS IN NORTHUMBERLAND

4.33 Detailed quality assessments have been undertaken on all NCC indoor sports facilities in the County. Quality assessments were undertaken by way of a site visit and visual assessment of the facilities. These are provided in Appendix 2a – 2s and are summarised in Table 4.4.

4.34 The quality of the Council's sports halls is mixed with New Ashington Leisure Centre, Wentworth Leisure Centre, Willowburn Leisure Centre and Concordia Leisure Centre offering good, modern facilities. The remaining facilities are all over 25 years old, are tired and in need of upgrading or replacement to bring the current and future offer up to the same standard or better than the current modern facilities offered by NCC. Of the remainder,



available for Community pay and play use, the facilities at school sites and forming a raft of Sporting Clubs are all relatively new.


4.35 A key issue is the age and condition of the Blyth Sports Centre, Morpeth Riverside Leisure Centre, the Swan Leisure Centre, Berwick upon Tweed and Ponteland Leisure Centre with all facilities built between 1967 and 1991.


4.36 Planning for the future replacement of these facilities needs to be considered now.

ACCESSIBILITY - SPORTS HALLS IN NORTHUMBERLAND

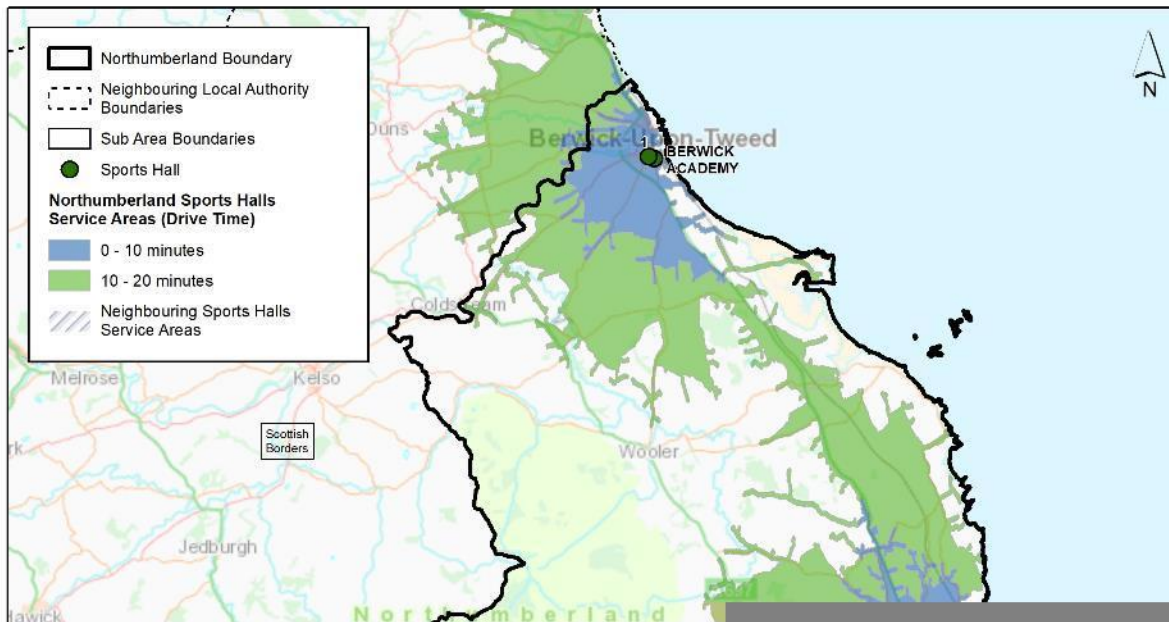

4.37 Sports halls are located fairly evenly across the County, however, there are few sports halls in the North and West compared to the South East which has a number of facilities. There are two areas outside the 20 minute drivetime catchments of these sports halls, the far west of the North service area and far west of the West service area.


4.38 Map 4.13 shows the geographic distribution of the strategic size (3 courts +) pay and play community accessible sports halls in Northumberland, with a catchment area for each of 20 minutes drivetime.







Map 4.13: Sports Halls with 20 minute drivetime catchment area










AVAILABILITY - SPORTS HALLS IN NORTHUMBERLAND

- 4.39 Map 4.13 illustrates that the majority of residents in Northumberland have access to a strategic size sports hall which offers pay and play access within a 20 minute drivetime, with the exception of the west of the North and west of the West service areas. The challenge is there is a range of between 13.8 and 26.8% across the population in the County's service areas that do not have access to a car and so are dependent on walking, cycling or public transport to access facilities.
- 4.40 40% of all badminton courts are available for pay and play use. Map 4.13 illustrates the geographical and accessibility impact of strategic size sports halls having pay and play access, with 55% of strategic size courts (3 court+) being available for pay and play use and 100% offering access either through pay and play or sports clubs/community association use.
- 4.41 Of the 32 strategic size sports halls, only 10 are accessible for daytime use. The rest of the centres do not offer access to a strategic size sports hall during the day, because the majority of sports halls are on education sites.
- 4.42 Access to informal halls and other spaces is important to ensure access to physical activity opportunities, when there are fewer formal facilities available.
- 4.43 A further aspect of accessibility is programming, opening hours and whether facilities offer pay and play usage.
- 4.44 Not everyone is, can be, or wants to be a member of a sports club, so this type of access does not actually provide for the whole community, and is unlikely to address the needs of the most inactive, or those from the areas of highest deprivation, who are also likely to be those experiencing significant health inequalities.
- 4.45 There is role for the existing informal hall space across the County, as well as potentially increasing capacity for community accessible pay play usage of existing education-based facilities, which provide for sports clubs and associations.

EDUCATION FACILITIES

- 4.46 Many of the schools in Northumberland, have a good range of dry sports facilities. There is limited pay and play community access to these facilities. There is however significant use of these facilities by local sports clubs/associations and three sites that NCC work in partnership with to provide sporting clubs with formal dual use agreements.





- 4.47 Some education sites have limited, and/or ageing sports facilities, both indoor and outdoor provision, but generally, facility quality is good. There is, however, some inequity across the County as to the sporting experience enjoyed by young people; this is an important issue to address, as early experience can impact on future participation in sport, and physically activity levels.
- 4.48 The sports halls (3 court +), provided by NCC (Blyth Sports Centre, Concordia Leisure Centre, Morpeth Riverside Leisure Centre, New Ashington Leisure Centre, Berwick Swan Leisure Centre, Wentworth Leisure Centre and Willowburn Leisure Centre) are important in ensuring both daytime access is available, and that this caters for pay and play access, as well as clubs.

SWIMMING POOLS

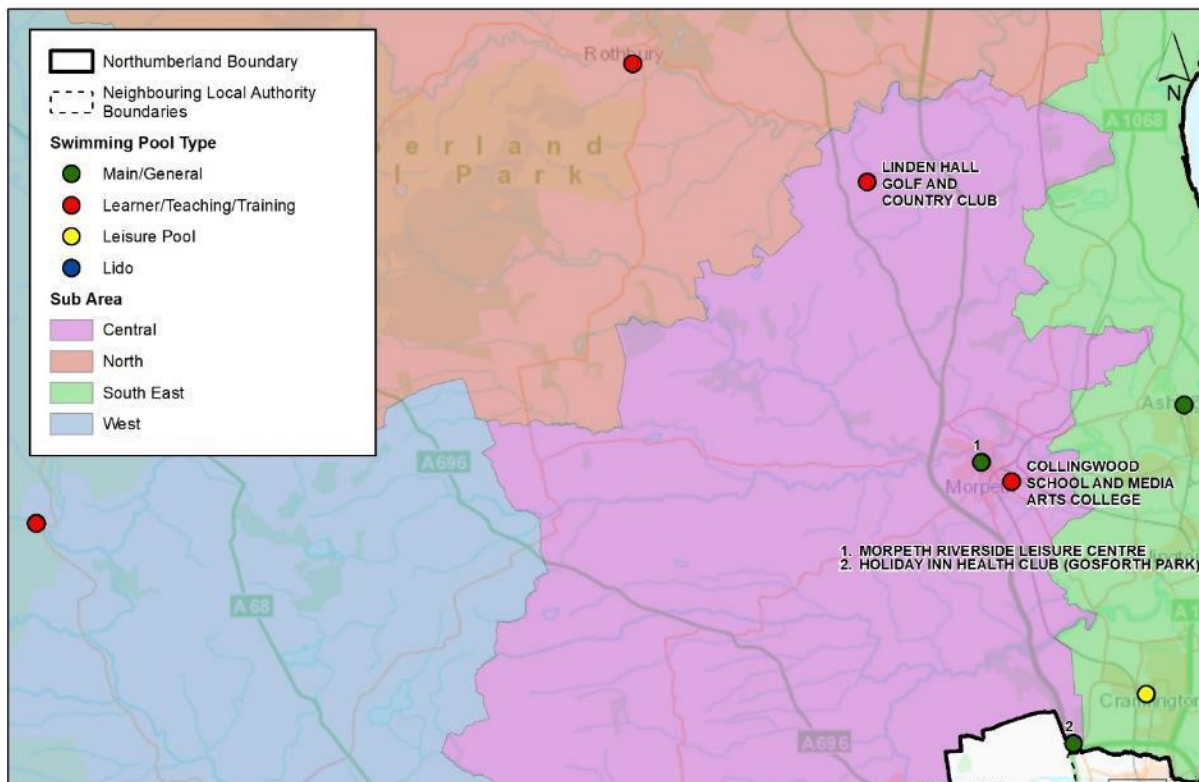

QUANTITY- SWIMMING POOLS IN NORTHUMBERLAND


- 4.49 The supply analysis identifies that Northumberland has an overall total of 35 swimming pools across 26 sites. Appendix 8 details the overall pool supply in Northumberland; data source SE Active Places December 2016. These pools are shown in Table 4.8 and Maps 4.14 - 4.17 Strategic sized pools are those of 160 sq m +.
- 4.50 Pools with community use (pay and play and sports club/community associations) are highlighted in orange in Table 4.9.



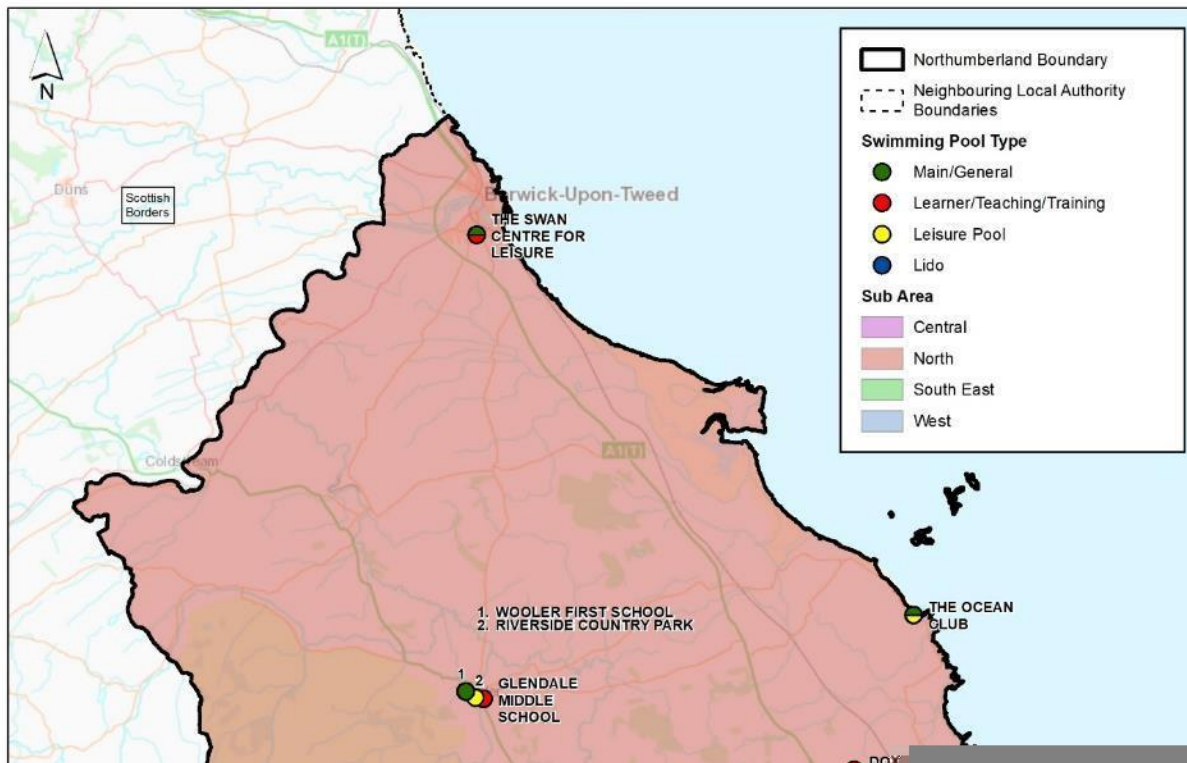




Map 4.14: All Swimming Pools in Northumberland (Central)



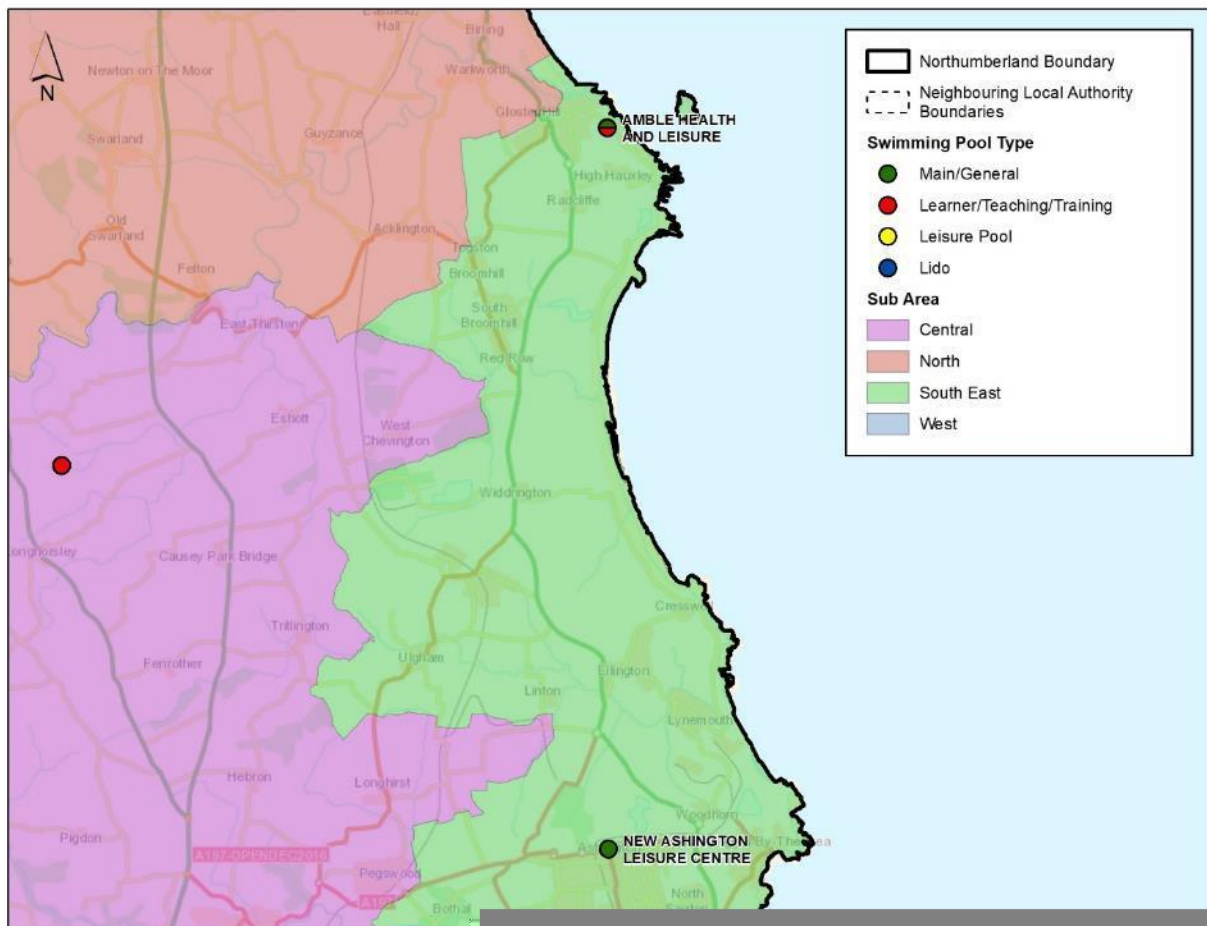




Map 4.15: All Swimming Pools in Northumberland (North)



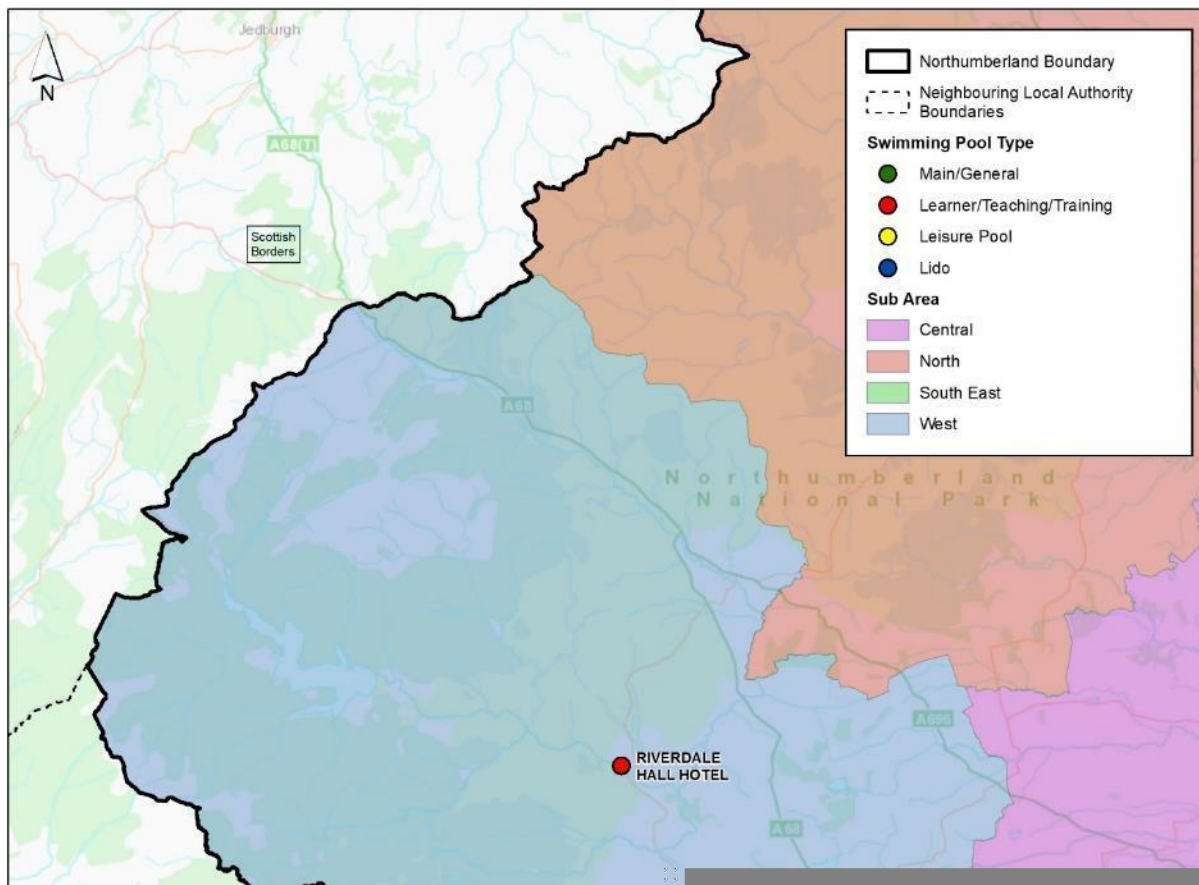




Map 4.16: All Swimming Pools in Northumberland (South East)





Map 4.17: All Swimming Pools in Northumberland (West)










Table 4.9: All Swimming Pools in Northumberland


SITE NAME	POST CODE	FACILITY TYPE	FACILITY SUB TYPE	UNIT	N U M B E R	ACCESS TYPE	OWNERSHIP TYPE	MANAGEMENT TYPE	YEAR BUILT	YEAR REFURBISHED
ADVANTAGE HEALTH CLUB (HEXHAM)	NE46 4EW	Swimming Pool	Learner/Teaching /Training	Lanes	0	Registered Membership use	Commercial	Commercial Management	1982	2009
AMBLE HEALTH AND LEISURE	NE65 0SD	Swimming Pool	Learner/Teaching /Training	Lanes	0	Registered Membership use	Commercial	Commercial Management	2005	n/a
ASTLEY COMMUNITY HIGH SCHOOL	NE25 0BP	Swimming Pool	Main/General	Lanes	4	Pay and Play	Community school	School/College/ University (in house)	1965	2013
BLYTH SPORTS CENTRE	NE24 5BT	Swimming Pool	Main/General	Lanes	6	Pay and Play	Local Authority	Trust	1967	2007
BLYTH SPORTS CENTRE	NE24 5BT	Swimming Pool	Learner/Teaching /Training	Lanes	0	Pay and Play	Local Authority	Trust	1967	n/a
COLLINGWOOD SCHOOL AND MEDIA ARTS COLLEGE	NE61 2HA	Swimming Pool	Learner/Teaching /Training	Lanes	0	Sports Club / Community Association	Community Special School	School/College/ University (in house)	1958	2005
CONCORDIA LEISURE CENTRE	NE23 6YB	Swimming Pool	Leisure Pool	Lanes	3	Pay and Play	Local Authority	Trust	1977	n/a
DOXFORD HALL HOTEL AND SPA	NE67 5DN	Swimming Pool	Learner/Teaching /Training	Lanes	0	Registered Membership use	Commercial	Commercial Management	2007	n/a
GLENDALE MIDDLE SCHOOL	NE71 6QF	Swimming Pool	Learner/Teaching /Training	Lanes	0	Sports Club / Community Association	Community school	School/College/ University (in house)	1953	n/a
HALTWHISTLE SWIMMING AND LEISURE CENTRE	NE49 9DP	Swimming Pool	Lido – Main Pool	Lanes	5	Pay and Play	Other	Trust	1975	2003




HALTWHISTLE SWIMMING AND LEISURE CENTRE	NE49 9DP	Swimming Pool	Lido – Learner/Teaching /Training	Lanes	0	Pay and Play	Other	Trust	1975	2003
HALTWHISTLE SWIMMING AND LEISURE CENTRE	NE49 9DP	Swimming Pool	Lido -Learner/Teaching/Training	Lanes	0	Pay and Play	Other	Trust	1975	2003
HOLIDAY INN HEALTH CLUB (GOSFORTH PARK)	NE13 6BP	Swimming Pool	Learner/Teaching /Training	Lanes	0	Registered Membership use	Commercial	Commercial Management	1974	2009
LINDEN HALL GOLF AND COUNTRY CLUB	NE65 8XF	Swimming Pool	Learner/Teaching /Training	Lanes	0	Registered Membership use	Commercial	Commercial Management	1991	2008
MATFEN HALL HOTEL - GOLF AND SPA	NE20 0RH	Swimming Pool	Main/General	Lanes	0	Registered Membership use	Commercial	Commercial Management	2004	n/a
MORPETH RIVERSIDE LEISURE CENTRE	NE61 1PR	Swimming Pool	Main/General	Lanes	4	Pay and Play	Local Authority	Trust	1967	n/a
NEW ASHLINGTON LEISURE CENTRE	NE63 9JY	Swimming Pool	Main/General	Lanes	6	Pay and Play	Local Authority	Trust	2015	n/a
NEW ASHLINGTON LEISURE CENTRE	NE63 9JY	Swimming Pool	Learner/Teaching /Training	Lanes	0	Pay and Play	Local Authority	Trust	2015	n/a
PONTELAND LEISURE CENTRE	NE20 9EG	Swimming Pool	Main/General	Lanes	5	Pay and Play	Local Authority	Trust	1991	1998
PONTELAND LEISURE CENTRE	NE20 9EG	Swimming Pool	Learner/Teaching /Training	Lanes	0	Pay and Play	Local Authority	Trust	1991	1998
PONTELAND LEISURE CENTRE	NE20 9EG	Swimming Pool	Learner/Teaching /Training	Lanes	0	Pay and Play	Local Authority	Trust	1991	1998
PRUDHOE WATERWORLD	NE42 5DQ	Swimming Pool	Leisure Pool	Lanes	4	Pay and Play	Local Authority	Trust	1990	2007
RIVERDALE HALL HOTEL	NE48 2JT	Swimming Pool	Learner/Teaching /Training	Lanes	0	Registered Membership use	Commercial	Commercial Management	1983	2015
RIVERSIDE COUNTRY PARK	NE71 6NJ	Swimming Pool	Learner/Teaching /Training	Lanes	0	Private Use	Commercial	Commercial Management	1993	n/a



ROTHBURY POOL AND GYM	NE65 7RJ	Swimming Pool	Learner/Teaching /Training	Lanes	0	Pay and Play	Voluntary Aided School	Trust	2006	n/a
SLALEY HALL, NORTHUMBERLAND	NE47 0BX	Swimming Pool	Learner/Teaching /Training	Lanes	0	Registered Membership use	Commercial	Commercial Management	1995	2008
THE OCEAN CLUB	NE68 7SP	Swimming Pool	Learner/Teaching /Training	Lanes	0	Registered Membership use	Commercial	Commercial Management	2005	n/a
THE SWAN CENTRE FOR LEISURE	TD15 2AS	Swimming Pool	Main/General	Lanes	5	Pay and Play	Local Authority	Trust	1995	n/a
THE SWAN CENTRE FOR LEISURE	TD15 2AS	Swimming Pool	Learner/Teaching /Training	Lanes	0	Pay and Play	Local Authority	Trust	1990	1998
VILLAGE FARM HEALTH CLUB	NE66 2XS	Swimming Pool	Learner/Teaching /Training	Lanes	0	Registered Membership use	Commercial	Commercial Management	1998	2007
WENTWORTH LEISURE CENTRE	NE46 3PD	Swimming Pool	Main/General	Lanes	6	Pay and Play	Local Authority	Trust	2008	n/a
WENTWORTH LEISURE CENTRE	NE46 3PD	Swimming Pool	Learner/Teaching /Training	Lanes	0	Pay and Play	Local Authority	Trust	2008	n/a
WILLOWBURN LEISURE CENTRE	NE66 2JH	Swimming Pool	Main/General	Lanes	6	Pay and Play	Local Authority	Trust	2003	n/a
WILLOWBURN LEISURE CENTRE	NE66 2JH	Swimming Pool	Learner/Teaching /Training	Lanes	0	Pay and Play	Local Authority	Trust	2003	n/a
WOOLER FIRST SCHOOL	NE71 6QF	Swimming Pool	Learner/Teaching /Training	Lanes	0	Private Use	Community school	School/College/ University (in house)	1990	n/a






4.51 The analysis of the overall swimming pool supply in Northumberland, is as follows:

Table 4.10: Analysis of Swimming Pool Supply in Northumberland

SWIMMING POOLS IN NORTHUMBERLAND COUNTY	NO OF POOLS	NO OF SITES
TOTAL NUMBER OF POOLS		
Community Accessible Swimming Pools (pay and play and sports clubs/community associations)	23	22
Community Accessible Swimming Pools (pay and play)	21	20
Main Pools	9	9
Learner Pools	21	20
Diving	0	0
Leisure	2	2
Lidos	3	1
Education Sector (Sports Clubs and Associations)	2	2
Education/Private Use	2	2
NON-COMMUNITY ACCESSIBLE POOLS		
Private Sector	10	10

4.52 It is clear from Table 4.11 below that there are no 8 lane swimming pools in the County. There are four pools of 6 lanes; two pools of 5 lanes and two 4 lane pools.

4.53 65% of the pools provide pay and play community access i.e. 23 of the 35; there are 10 commercial facilities which all require membership prior to use. There are also 2 education/private use pools and 2 sports club/community association pools.








Table 4.11: Community Accessible i.e. pay and play Swimming Pools in Northumberland

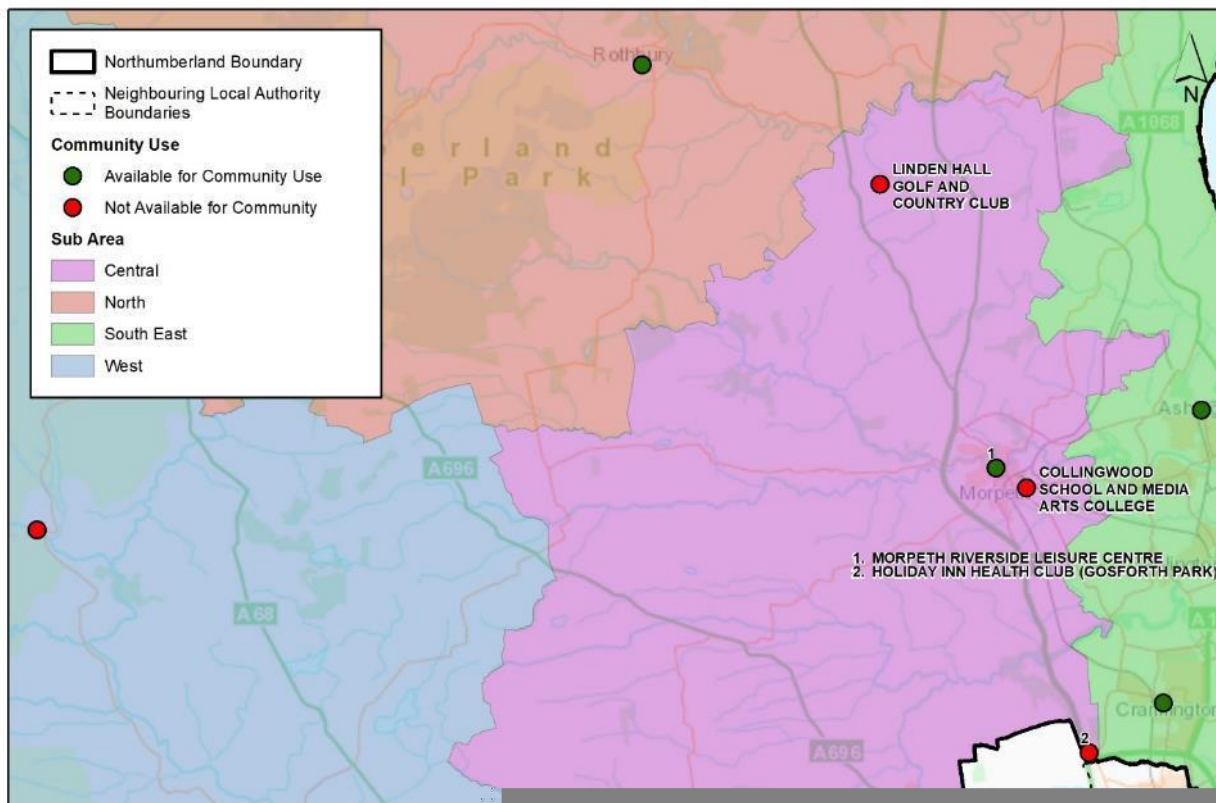

FACILITY NAME	POOL TYPE				LANES	LENGTH	WIDTH	AREA SQM
	MAIN	LEARNER	LEISURE	LIDO				
ASTLEY COMMUNITY HIGH SCHOOL	Y				4	20	8	160
BLYTH SPORTS CENTRE	Y				6	25	13	325
BLYTH SPORTS CENTRE		Y				12.8	6	77
CONCORDIA LEISURE CENTRE			Y		3	25	19	475
HALTWHISTLE SWIMMING AND LEISURE CENTRE	Y			Y	5	25	10	250
HALTWHISTLE SWIMMING AND LEISURE CENTRE		Y		Y		10	8	80
HALTWHISTLE SWIMMING AND LEISURE CENTRE			Y	Y		3	3	9
MORPETH RIVERSIDE LEISURE CENTRE	Y				4	25	10	250
NEW ASHINGTON LEISURE CENTRE	Y				6	25	13	325
NEW ASHINGTON LEISURE CENTRE		Y				13	8	104
PONTELAND LEISURE CENTRE	Y				5	25	10	250
PONTELAND LEISURE CENTRE		Y				11	10	110
PONTELAND LEISURE CENTRE		Y				12	7	84
PRUDHOE WATERWORLD			Y		4	25	9	225
ROTHBURY POOL AND GYM	Y					13	8	104
THE SWAN CENTRE FOR LEISURE	Y				5	25	12.5	312.5
THE SWAN CENTRE FOR LEISURE		Y				10	5	50
WENTWORTH LEISURE CENTRE	Y				6	25	13	325
WENTWORTH LEISURE CENTRE		Y				15	7	105
WILLOWBURN LEISURE CENTRE	Y				6	25	13	325
WILLOWBURN LEISURE CENTRE		Y				10	8	80
TOTAL COMMUNITY ACCESSIBLE SWIMMING POOLS	10	8	3	3				4,025.5


4.54 Maps 4.18 – 4.11 show all the pay and play community accessible swimming pools in Northumberland.



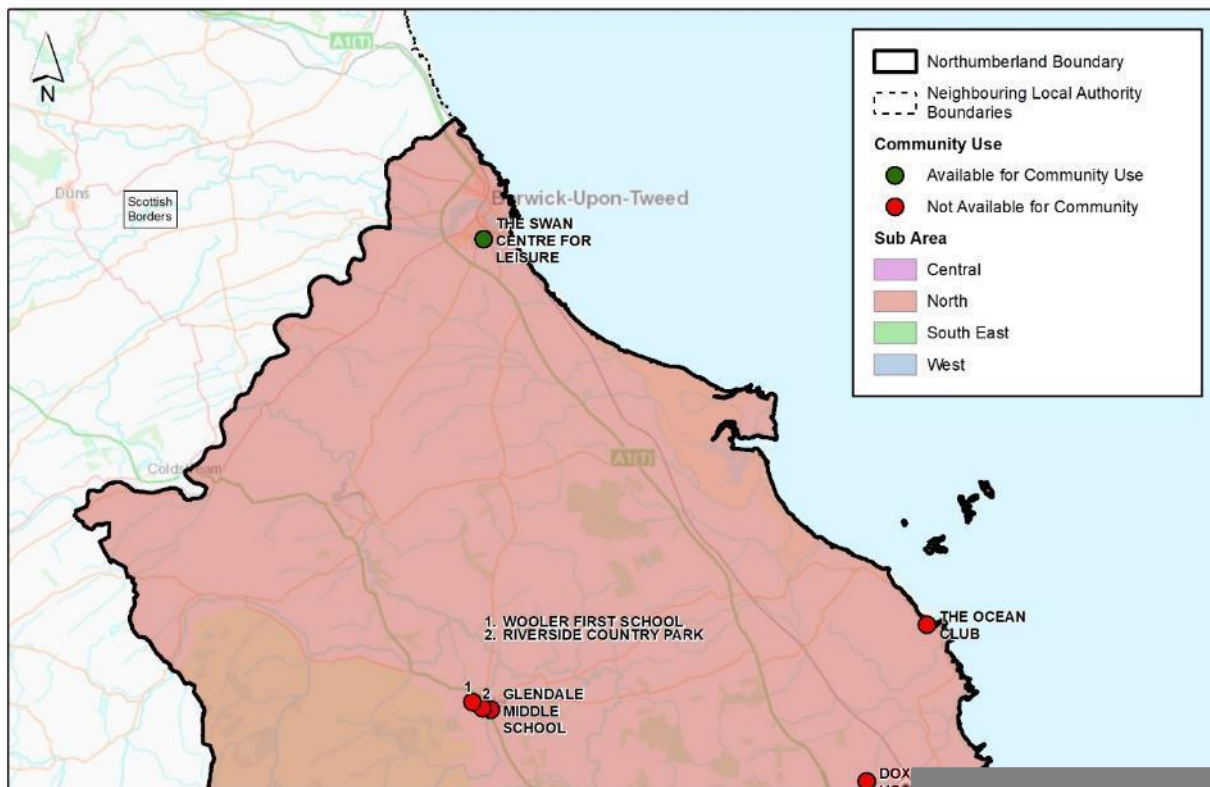




Map 4.18: All Pay and play Community Accessible Swimming Pools in Northumberland (Central)






Map 4.19: All Pay and play Community Accessible Swimming Pools in Northumberland (North)



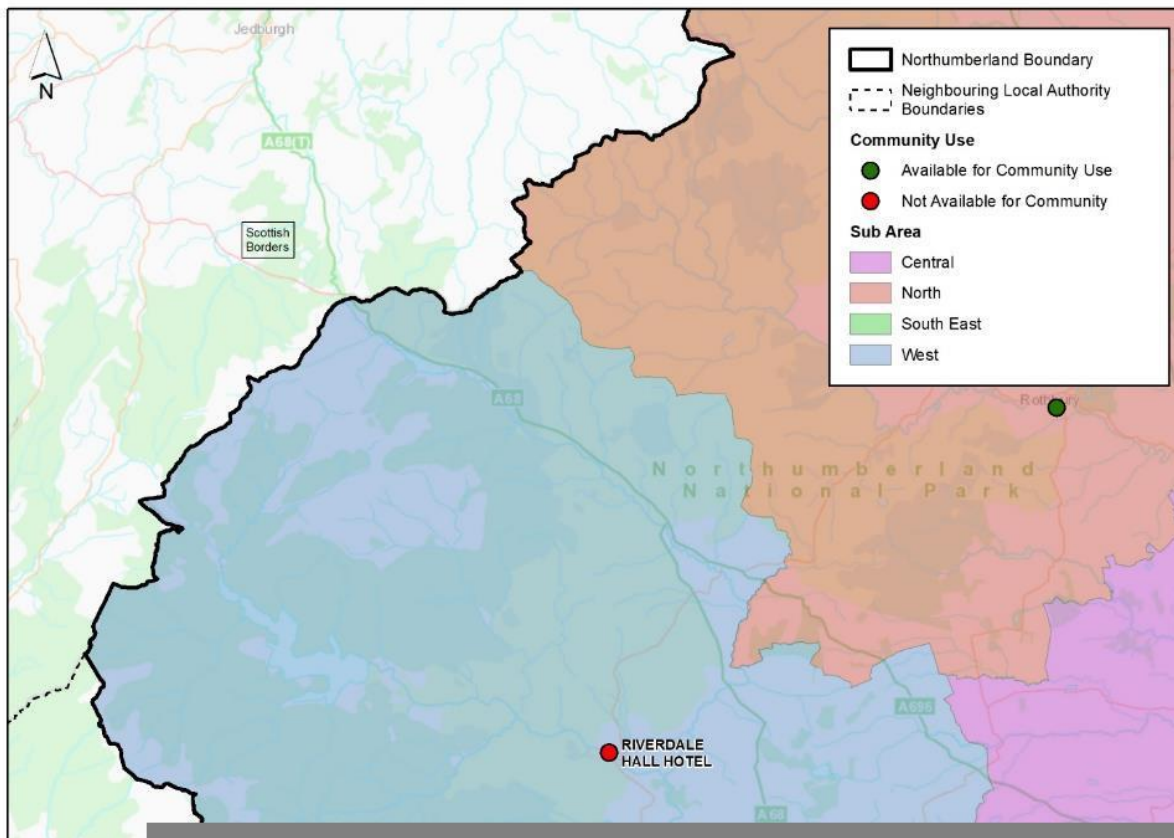




Map 4.20: All Pay and play Community Accessible Swimming Pools in Northumberland (South East)






Map 4.21: All Pay and play Community Accessible Swimming Pools in Northumberland (West)









QUALITY- SWIMMING POOLS IN NORTHUMBERLAND

- 4.55 Detailed quality assessments have been undertaken on all Northumberland County Council pools, plus a number of other key facilities. These are provided in Appendices 2a – 2s and are summarised in Table 4.4.
- 4.56 All NCC pools are kept in good condition, but Blyth Leisure Centre pool, built in 1967 is ageing and was last refurbished in 2007. The Swan Centre at Berwick, built in 1990 is also ageing and was last refurbished in 1998 along with Ponteland Leisure Centre which was built in 1991 and was last refurbished in 1998. Morpeth Leisure Centre built in 1994 and refurbished in 2009 is no longer fit for purpose due to its limited design and current levels of demand. Although built earlier than some of the aforementioned facilities, Prudhoe Waterworld (built 1990 and refurbished in 2007) does not appear to be in need of replacement in the near future.
- 4.57 The quality of swimming pools varies across the County but is generally good . Although offering good quality provision there are a few ageing facilities:
- **NCC's facilities: Blyth Sports Centre (built 1967) - there is a need to consider future provision of this facility, given its age and condition.**
 - **Education sites: Astley Community High School in Seaton Delaval (1965 – refurbished 2013) and Collingwood School in Morpeth (1958 – refurbished 2005).**
 - **Other pools: Haltwhistle (1975 – refurbished 2003) and the Holiday Inn near Seaton Burn (1974 – refurbished 2009).**
- 4.58 Most the other pools in the County were built between the late 1990's and the present day. Two NCC facilities were built earlier than this: the Swan Leisure Centre in Berwick upon Tweed (1990 - refurbished in 2008) and Morpeth Riverside Leisure Centre (1967) and the future provision of these facilities needs to be considered.

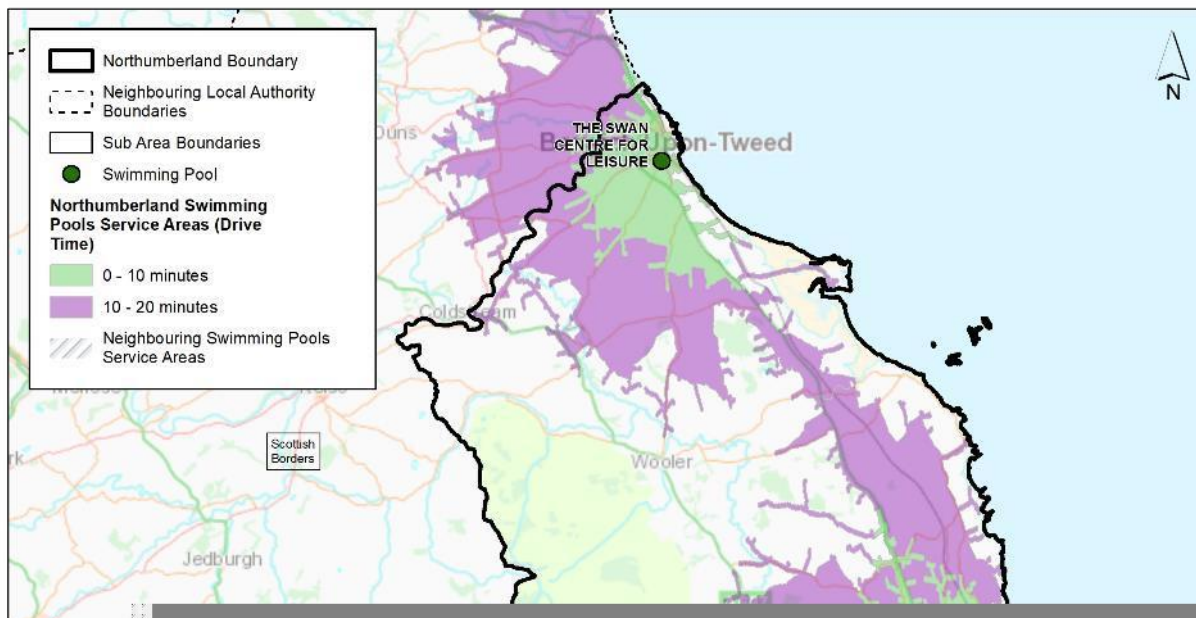

ACCESSIBILITY- SWIMMING POOLS IN NORTHUMBERLAND


- 4.59 The location of community accessible pools in the County are shown in Map 4.22.






Map 4.22: Community Accessible Swimming Pools in Northumberland with a 20 minute drivetime catchment area







4.60 It is clear from Map 4.22 that the existing swimming facilities (strategic size pools) which are community accessible have catchment areas which cover most of the County; with the exception of significant areas in the west of the North and west of the West service areas.

4.61 The only conurbation area that appears not to be within a 20 minute catchment of exiting provision is Wooler located in the North service area.

AVAILABILITY – SWIMMING POOLS IN NORTHUMBERLAND

4.62 There is a good stock of provision in the County.

4.63 All the pay and play community accessible pools are 25m in length, so are of strategic size, and are of 4 lanes or more except for the 3 lane provision at Concordia Leisure Centre which is incorporated as part of the leisure pool.

4.64 It is clear that community accessible swimming pools are well-located in the County; most are on public transport routes, and their catchment areas provide access to virtually all residents. In addition to these pay and play community accessible pools, there are other facilities which are also used by residents, so over all there is a good stock of provision.


4.65 All the major pay and play community accessible pools are a minimum of 160 sqm so are of strategic size (can be used for casual, learn to swim and club training), except Rothbury Pool.

4.66 In terms of increasing pay and play access to pools in the County, there is an option at Wooler first school, which has a 20m x 10m pool, which is already used by clubs but not by public pay and play. If community pay and play use was to be developed there may be the need for investment.

4.67 Clearly the commercial pool facilities in the County also provide for some residents' use, although these may be unaffordable for some.

4.68 In terms of other water space, the outdoor lidos at Haltwhistle Pool provides seasonal access to an outdoor pool.

4.69 NCC is committed to developing new sports facilities; current proposals are being considered to replace swimming facilities at the Swan Centre, Berwick upon Tweed; Blyth Sports Centre, Ponteland Leisure Centre and Morpeth Leisure Centre.




HEALTH AND FITNESS FACILITIES

QUANTITY - HEALTH AND FITNESS SUITES IN NORTHUMBERLAND


4.70 The supply analysis identifies that overall there are 57 health and fitness suites (56 sites) and 41 studios (29 sites) in Northumberland with a total of 1767 stations. All facilities require some form of payment/membership payment before use. However, some operate on a community accessible pay and play basis, as opposed to a more commercial outlook. All fitness facilities are shown in Table 4.12 with pay and play facilities shown highlighted in orange. Further details are included in Appendix 9.

Table 4.12: Summary of overall Fitness Provision in Northumberland


FACILITY NAME	POST CODE	FACILITY TYPE	FACILITY SUB TYPE	UNIT	NUM BER	ACCESS TYPE	OWNERSHIP TYPE	MANAGEMENT TYPE	YEAR BUILT	YEAR REFURBISHED
ADVANTAGE HEALTH CLUB (HEXHAM)	NE46 4EW	Health and Fitness Suite	Health and Fitness Suite	Stations	8	Registered Membership use	Commercial	Commercial Management	1982	Yes
ALBERMARLE BARRACKS	NE15 0RF	Health and Fitness Suite	Health and Fitness Suite	Stations	14	Private Use	MOD	MOD	1997	No
ALNWICK RFC	NE66 1BE	Health and Fitness Suite	Health and Fitness Suite	Stations	5	Sports Club / Community Association	Sports Club	Sport Club	2004	Yes
ALNWICK SQUASH CLUB LTD	NE66 1PR	Health and Fitness Suite	Health and Fitness Suite	Stations	20	Registered Membership use	Commercial	Commercial Management	1975	Yes
AMBLE HEALTH AND LEISURE	NE65 0SD	Health and Fitness Suite	Health and Fitness Suite	Stations	30	Registered Membership use	Commercial	Commercial Management	2005	Yes
ASHINGTON COMMUNITY HIGH SCHOOL	NE63 8DH	Health and Fitness Suite	Health and Fitness Suite	Stations	22	Sports Club / Community Association	Community school	School/College/ University (in house)	2006	No




ASTLEY COMMUNITY HIGH SCHOOL	NE25 0BP	Health and Fitness Suite	Health and Fitness Suite	Stations	21	Sports Club / Community Association	Community school	School/College/ University (in house)	1985	Yes
BEDE ACADEMY (NORTH)	NE24 2SY	Health and Fitness Suite	Health and Fitness Suite	Stations	30	Sports Club / Community Association	Academies	School/College/ University (in house)	2011	No
BERWICK ACADEMY	TD15 2JF	Health and Fitness Suite	Health and Fitness Suite	Stations	25	Sports Club / Community Association	Academies	School/College/ University (in house)	2008	No
BLUEPRINT HEALTH AND FITNESS	NE23 8AD	Health and Fitness Suite	Health and Fitness Suite	Stations	35	Registered Membership use	Commercial	Commercial Management	2001	No
BLYTH SPORTS CENTRE	NE24 5BT	Health and Fitness Suite	Health and Fitness Suite	Stations	77	Pay and Play	Local Authority	Trust	1981	No
BODY-TEC HEALTH STUDIO	NE24 2ED	Health and Fitness Suite	Health and Fitness Suite	Stations	30	Registered Membership use	Commercial	Commercial Management	1988	Yes
CHANGES HEALTH AND FITNESS CLUB	NE23 6RB	Health and Fitness Suite	Health and Fitness Suite	Stations	54	Registered Membership use	Commercial	Commercial Management	1992	Yes
CHANGES HEALTH AND FITNESS CLUB	NE23 6RB	Health and Fitness Suite	Health and Fitness Suite	Stations	26	Registered Membership use	Commercial	Commercial Management	1992	Yes
CONCORDIA LEISURE CENTRE	NE23 6YB	Health and Fitness Suite	Health and Fitness Suite	Stations	92	Pay and Play	Local Authority	Trust	1977	Yes
CURVES FOR WOMEN (ASHINGTON)	NE63 0YH	Health and Fitness Suite	Health and Fitness Suite	Stations	1	Registered Membership use	Commercial	Commercial Management	2016	Not Known
CURVES FOR WOMEN (CRAMLINGTON)	NE23 1WG	Health and Fitness Suite	Health and Fitness Suite	Stations	9	Registered Membership use	Commercial	Commercial Management	n/a	Yes




DERWENT MANOR HOTEL	DH8 9BB	Health and Fitness Suite	Health and Fitness Suite	Stations	13	Registered Membership use	Commercial	Commercial Management	2003	No
DOXFORD HALL HOTEL AND SPA	NE67 5DN	Health and Fitness Suite	Health and Fitness Suite	Stations	5	Registered Membership use	Commercial	Commercial Management	2007	No
FELTON VILLAGE HALL	NE65 9PT	Health and Fitness Suite	Health and Fitness Suite	Stations	7	Sports Club / Community Association	Community Organisation	Community Organisation	2004	Yes
FIT 2 BE (LADIES ONLY)	NE24 2EL	Health and Fitness Suite	Health and Fitness Suite	Stations	38	Registered Membership use	Commercial	Commercial Management	2005	Yes
HALTWHISTLE SWIMMING AND LEISURE CENTRE	NE49 9DP	Health and Fitness Suite	Health and Fitness Suite	Stations	22	Pay and Play	Other	Trust	2003	Yes
HAYDON BRIDGE HIGH SCHOOL	NE47 6LR	Health and Fitness Suite	Health and Fitness Suite	Stations	20	Private Use	Community school	School/College/ University (in house)	1998	No
HEALTHLANDS (LADIES ONLY) CLUB (MORPETH)	NE61 1NS	Health and Fitness Suite	Health and Fitness Suite	Stations	26	Registered Membership use	Commercial	Commercial Management	2010	No
HIRST WELFARE CENTRE	NE63 9HN	Health and Fitness Suite	Health and Fitness Suite	Stations	44	Pay and Play	Other	Trust	2005	No
HOLIDAY INN HEALTH CLUB (GOSFORTH PARK)	NE13 6BP	Health and Fitness Suite	Health and Fitness Suite	Stations	18	Registered Membership use	Commercial	Commercial Management	1974	Yes
JAMES CALVERT SPENCE COLLEGE (ACKLINGTON ROAD)	NE65 0NG	Health and Fitness Suite	Health and Fitness Suite	Stations	8	Private Use	Community school	School/College/ University (in house)	2013	No
LINDEN HALL GOLF AND COUNTRY CLUB	NE65 8XF	Health and Fitness Suite	Health and Fitness Suite	Stations	5	Registered Membership use	Commercial	Commercial Management	1997	Yes
MATFEN HALL HOTEL - GOLF AND SPA	NE20 0RH	Health and Fitness Suite	Health and Fitness Suite	Stations	34	Registered Membership use	Commercial	Commercial Management	2004	No




MORPETH RIVERSIDE LEISURE CENTRE	NE61 1PR	Health and Fitness Suite	Health and Fitness Suite	Stations	54	Pay and Play	Local Authority	Trust	1991	Yes
MORPETH RUGBY FOOTBALL CLUB LIMITED	NE61 1RJ	Health and Fitness Suite	Health and Fitness Suite	Stations	10	Sports Club / Community Association	Sports Club	Sport Club	1999	No
NEW ASHINGTON LEISURE CENTRE	NE63 9JY	Health and Fitness Suite	Health and Fitness Suite	Stations	100	Pay and Play	Local Authority	Trust	2016	No
NEUBIGGIN SPORTS AND COMMUNITY CENTRE	NE64 6HG	Health and Fitness Suite	Health and Fitness Suite	Stations	21	Pay and Play	Local Authority	Trust	1973	Yes
NO LIMITS HEALTH AND FITNESS	NE46 1LU	Health and Fitness Suite	Health and Fitness Suite	Stations	32	Registered Membership use	Commercial	Commercial Management	2000	Yes
NO LIMITS HEALTH AND FITNESS STUDIO (ALNWICK)	NE66 1HR	Health and Fitness Suite	Health and Fitness Suite	Stations	26	Registered Membership use	Commercial	Commercial Management	1997	Yes
NORTHGATE HOSPITAL	NE61 3BP	Health and Fitness Suite	Health and Fitness Suite	Stations	20	Private Use	Health Authority	Health Authority	2009	No
OASIS HEALTH CLUB	NE63 9AE	Health and Fitness Suite	Health and Fitness Suite	Stations	60	Registered Membership use	Commercial	Commercial Management	1993	Yes
PARAMOUNT HEALTH AND FITNESS	NE22 6JT	Health and Fitness Suite	Health and Fitness Suite	Stations	50	Registered Membership use	Commercial	Commercial Management	1996	Yes
PONTELAND LEISURE CENTRE	NE20 9EG	Health and Fitness Suite	Health and Fitness Suite	Stations	32	Pay and Play	Local Authority	Trust	1991	Yes
PRUDHOE FOOTBALL AND SPORTS CENTRE	NE42 5LJ	Health and Fitness Suite	Health and Fitness Suite	Stations	14	Registered Membership use	Community school	Trust	2016	No
PRUDHOE WATERWORLD	NE42 5DQ	Health and Fitness Suite	Health and Fitness Suite	Stations	48	Pay and Play	Local Authority	Trust	2000	Yes
RAF BOULMER	NE66 3JF	Health and Fitness Suite	Health and Fitness Suite	Stations	50	Private Use	MOD	MOD	1975	Yes
REAL FITNESS	NE66 2NN	Health and Fitness Suite	Health and Fitness Suite	Stations	26	Registered Membership use	Commercial	Commercial Management	n/a	No




ROTHBURY POOL AND GYM	NE65 7RJ	Health and Fitness Suite	Health and Fitness Suite	Stations	24	Pay and Play	Voluntary Aided School	Trust	2008	No
SLALEY HALL, NORTHUMBERLAND	NE47 0BX	Health and Fitness Suite	Health and Fitness Suite	Stations	18	Registered Membership use	Commercial	Commercial Management	1995	Yes
SPORTING CLUB CRAMLINGTON	NE23 6BN	Health and Fitness Suite	Health and Fitness Suite	Stations	24	Pay and Play	Community school	Trust	2002	Yes
ST BENET BISCOP CATHOLIC ACADEMY	NE22 6ED	Health and Fitness Suite	Health and Fitness Suite	Stations	7	Sports Club / Community Association	Academies	School/College/ University (in house)	1975	Yes
THE DUCHESS'S COMMUNITY HIGH SCHOOL	NE66 2DH	Health and Fitness Suite	Health and Fitness Suite	Stations	8	Private Use	Community school	School/College/ University (in house)	2016	No
THE EVOLUTION GYM AND TRAINING CENTRE	NE22 5HB	Health and Fitness Suite	Health and Fitness Suite	Stations	75	Registered Membership use	Commercial	Commercial Management	1986	Yes
THE KING EDWARD VI SCHOOL	NE61 1DN	Health and Fitness Suite	Health and Fitness Suite	Stations	16	Private Use	Voluntary Controlled School	School/College/ University (in house)	1995	Yes
THE OCEAN CLUB	NE68 7SP	Health and Fitness Suite	Health and Fitness Suite	Stations	28	Registered Membership use	Commercial	Commercial Management	2005	No
THE SWAN CENTRE FOR LEISURE	TD15 2AS	Health and Fitness Suite	Health and Fitness Suite	Stations	53	Pay and Play	Local Authority	Trust	1990	Yes
TROPICANA HEALTH AND FITNESS CLUB	NE61 1BQ	Health and Fitness Suite	Health and Fitness Suite	Stations	68	Registered Membership use	Commercial	Commercial Management	1997	Yes
TYNEDALE RUGBY FOOTBALL CLUB LTD	NE45 5AY	Health and Fitness Suite	Health and Fitness Suite	Stations	9	Sports Club / Community Association	Sports Club	Sport Club	2008	Yes
VILLAGE FARM HEALTH CLUB	NE66 2XS	Health and Fitness Suite	Health and Fitness Suite	Stations	30	Registered Membership use	Commercial	Commercial Management	1998	Yes



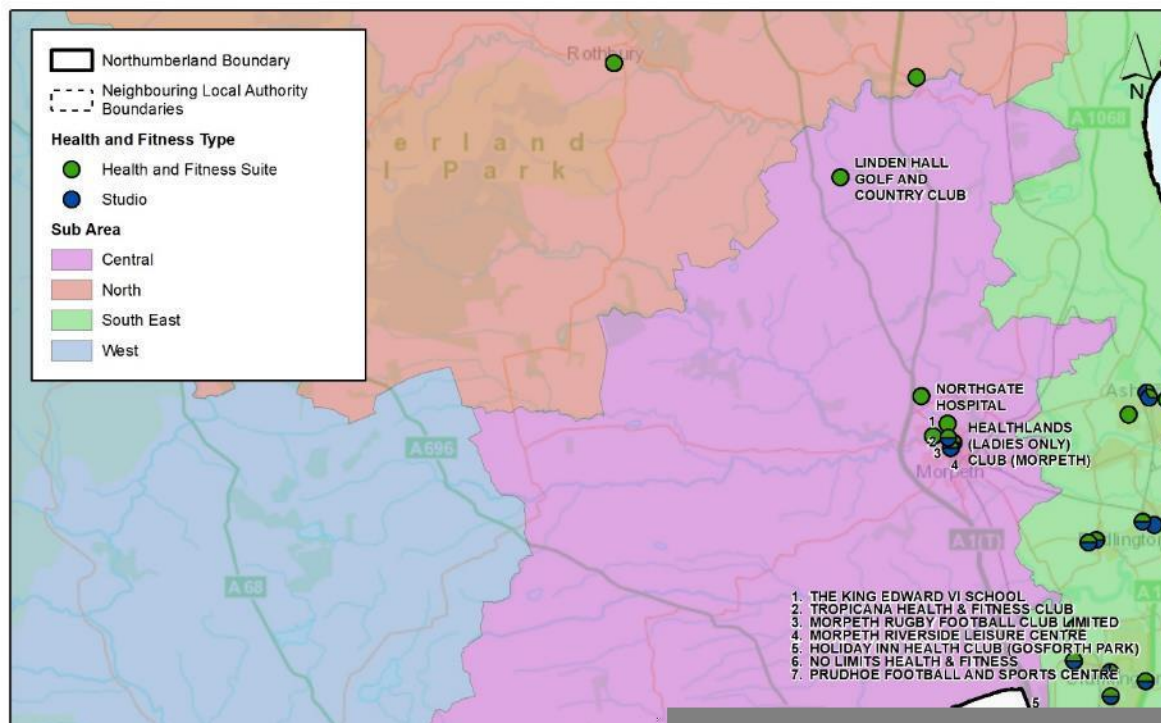

WENTWORTH LEISURE CENTRE	NE46 3PD	Health and Fitness Suite	Health and Fitness Suite	Stations	76	Pay and Play	Local Authority	Trust	2001	Yes
WILLOWBURN LEISURE CENTRE	NE66 2JH	Health and Fitness Suite	Health and Fitness Suite	Stations	49	Pay and Play	Local Authority	Trust	2003	No






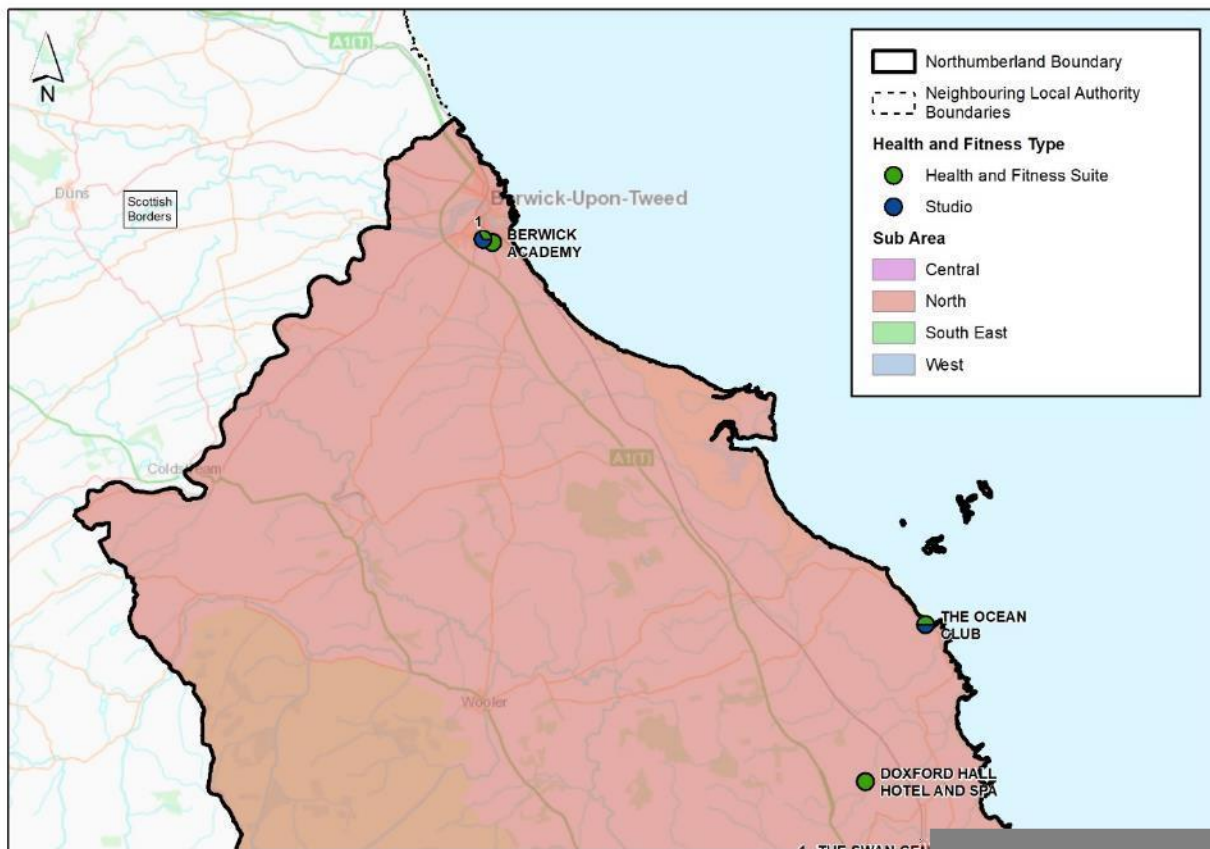

4.71 Maps 4.23-4.26 show all fitness suite facilities in Northumberland by service area.


Map 4.23: Fitness Facilities in Northumberland (Central)



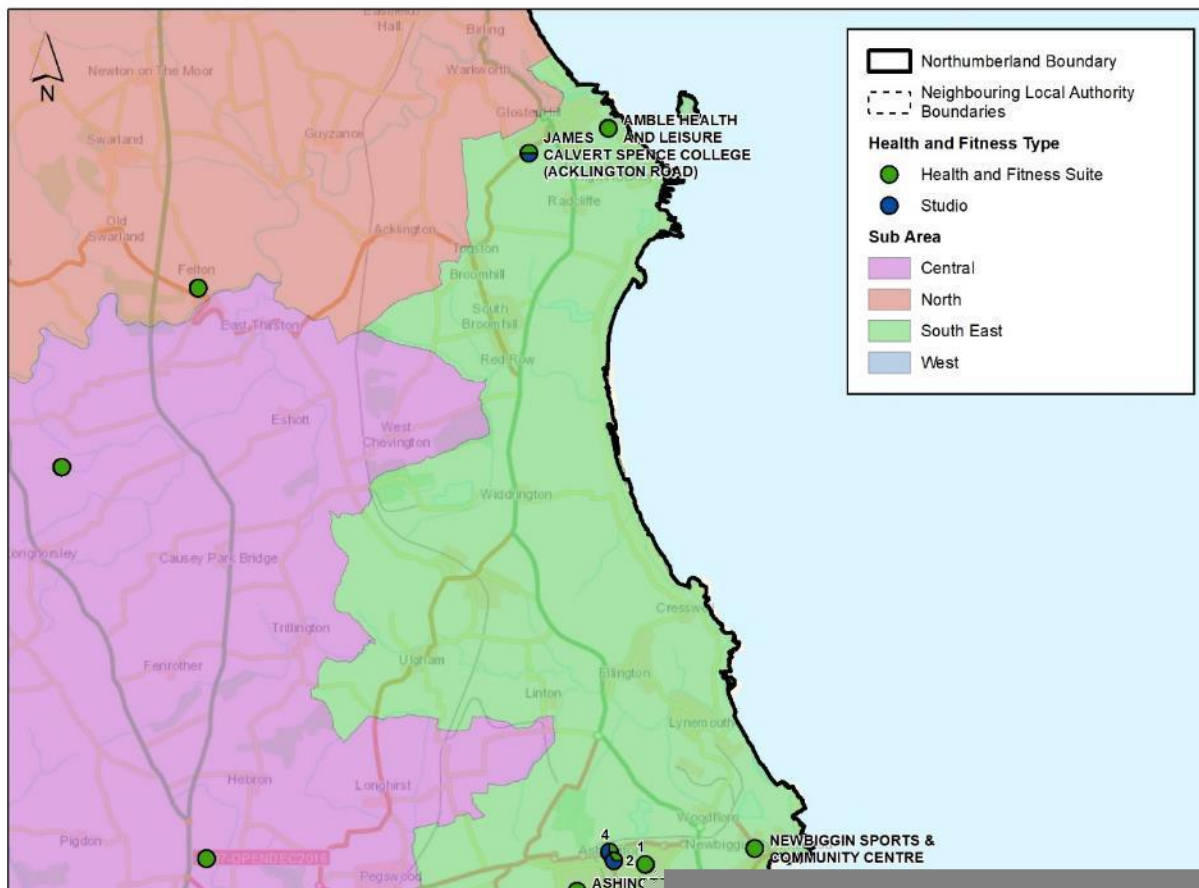




Map 4.24: Fitness Facilities in Northumberland (North)



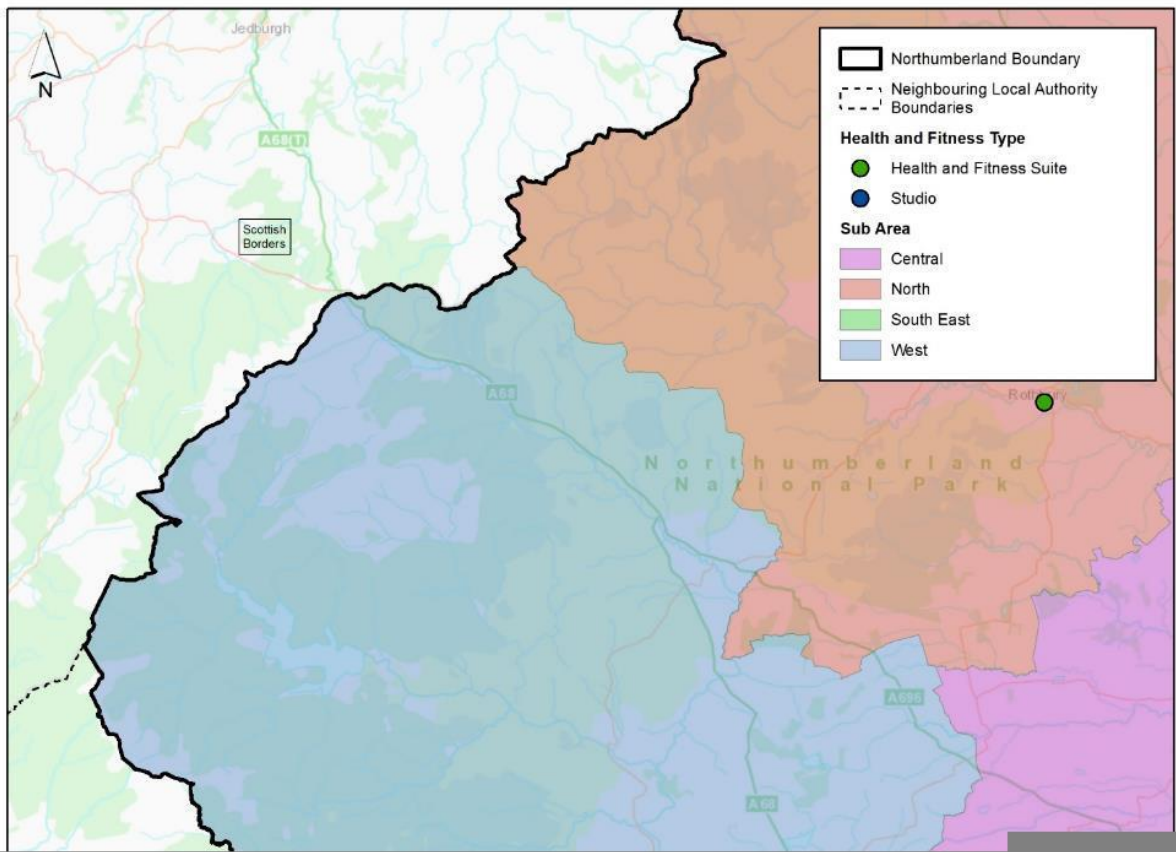




Map 4.25: Fitness Facilities in Northumberland (South East)






Map 4.26: Fitness Facilities in Northumberland (West)








- 4.72 The community pay and play accessible fitness suites are mainly operated by the local authority trust (14 of the 23 facilities, 716 stations, 82.5% of community pay and play accessible supply). The remainder is provided by a combination of education, community association and sport club provision
- 4.73 There is only one fitness suite with 100 stations or more at the New Ashington Leisure Centre. The largest community accessible pay and play fitness suite sites in addition to this are 92 stations at Concordia Leisure Centre, 77 stations at Blyth Sports Centre and 76 stations at Wentworth Leisure Centre. The Swan Centre (53 stations), Willowburn Leisure Centre (49 stations) and Prudhoe Waterworld (48) all have approximately 50 stations. The remaining NCC facility run by the trust, Ponteland Leisure Centre only has 32 stations. The average number of stations per commercial fitness suite is 28.85, significantly lower than the majority of commercial fitness chains, which would usually have an average of around 75+ stations. This is because there are no large chains operating in Northumberland.
- 4.74 Commercially operated fitness suites require registered membership. Some indicate they provide an element of pay and play access but in reality, all operate pre-registered, pre-paid/DD membership schemes.
- 4.75 The commercial sector comprises small, independent fitness suites as opposed to large commercial brands. The largest commercial fitness suite has 75 stations – the Evolution, with the next largest provision at the Tropicana having 68 stations and Changes 54 stations. Analysis of the overall supply of fitness suites summarised in Table 4.12 highlights the following:

Table 4.13: Analysis of overall Fitness Suite Provision in Northumberland

TOTAL FITNESS SUITES	57
TOTAL FITNESS STATIONS	1,767
COMMUNITY ACCESSIBLE FITNESS SUITES (All require some form of prior payment/membership Ownership Local Authority/ Sports Club /Community Organisation)	24
COMMUNITY ACCESSIBLE FITNESS STATIONS	867
COMMERCIAL SECTOR FITNESS SUITES	27
COMMERCIAL SECTOR FITNESS STATIONS	765
EDUCATION SECTOR FITNESS SUITES (PRIVATE USE)	4
EDUCATION SECTOR FITNESS STATIONS (PRIVATE USE)	52
MOD FITNESS STATIONS (PRIVATE USE)	1
MOD FITNESS STATIONS (PRIVATE USE)	50
HEALTH SECTOR FITNESS STATIONS (PRIVATE USE)	1



HEALTH SECTOR FITNESS STATIONS (PRIVATE USE)

20


Table 4.14: Summary of Fitness Suite Size

NUMBER OF FITNESS STATIONS	NO. FITNESS SUITES
150+	0
100 - 149	1
50 - 99	11
30-49	12
29 or less	33


4.76 The supply of community accessible fitness suites is summarised in Table 4.15.


Table 4.15: Pay and play Community Accessible Fitness Suites in Northumberland

FACILITY NAME	POST CODE	FACILITY TYPE	FACILITY SUB TYPE	UNIT	NUMBER	ACCESS TYPE	OWNERSHIP TYPE	MANAGEMENT TYPE	YEAR BUILT	YEAR REFURBISHED
BLYTH SPORTS CENTRE	NE24 5BT	Health and Fitness Suite	Health and Fitness Suite	Stations	77	Pay and Play	Local Authority	Trust	1981	No
CONCORDIA LEISURE CENTRE	NE23 6YB	Health and Fitness Suite	Health and Fitness Suite	Stations	92	Pay and Play	Local Authority	Trust	1977	Yes
HALTWHISTLE SWIMMING AND LEISURE CENTRE	NE49 9DP	Health and Fitness Suite	Health and Fitness Suite	Stations	22	Pay and Play	Other	Trust	2003	Yes
HIRST WELFARE CENTRE	NE63 9HN	Health and Fitness Suite	Health and Fitness Suite	Stations	44	Pay and Play	Other	Trust	2005	No
MORPETH RIVERSIDE LEISURE CENTRE	NE61 1PR	Health and Fitness Suite	Health and Fitness Suite	Stations	54	Pay and Play	Local Authority	Trust	1991	Yes
NEW ASHINGTON LEISURE CENTRE	NE63 9JY	Health and Fitness Suite	Health and Fitness Suite	Stations	100	Pay and Play	Local Authority	Trust	2016	No



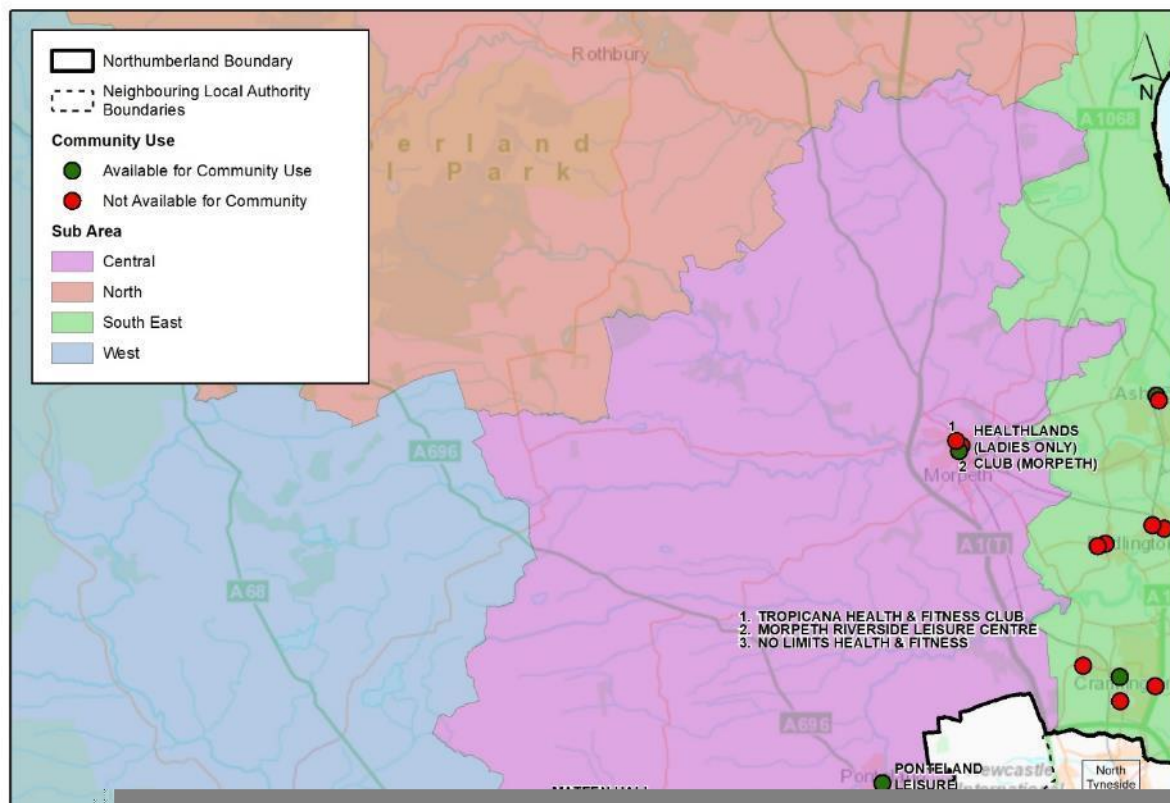

NEWBIGGIN SPORTS AND COMMUNITY CENTRE	NE64 6HG	Health and Fitness Suite	Health and Fitness Suite	Stations	21	Pay and Play	Local Authority	Trust	1973	Yes
PONTELAND LEISURE CENTRE	NE20 9EG	Health and Fitness Suite	Health and Fitness Suite	Stations	32	Pay and Play	Local Authority	Trust	1991	Yes
PRUDHOE WATERWORLD	NE42 5DQ	Health and Fitness Suite	Health and Fitness Suite	Stations	48	Pay and Play	Local Authority	Trust	2000	Yes
ROTHBURY POOL AND GYM	NE65 7RJ	Health and Fitness Suite	Health and Fitness Suite	Stations	24	Pay and Play	Voluntary Aided School	Trust	2008	No
SPORTING CLUB CRAMLINGTON	NE23 6BN	Health and Fitness Suite	Health and Fitness Suite	Stations	24	Pay and Play	Community school	Trust	2002	Yes
THE SWAN CENTRE FOR LEISURE	TD15 2AS	Health and Fitness Suite	Health and Fitness Suite	Stations	53	Pay and Play	Local Authority	Trust	1990	Yes
WENTWORTH LEISURE CENTRE	NE46 3PD	Health and Fitness Suite	Health and Fitness Suite	Stations	76	Pay and Play	Local Authority	Trust	2001	Yes
WILLOWBURN LEISURE CENTRE	NE66 2JH	Health and Fitness Suite	Health and Fitness Suite	Stations	49	Pay and Play	Local Authority	Trust	2003	No






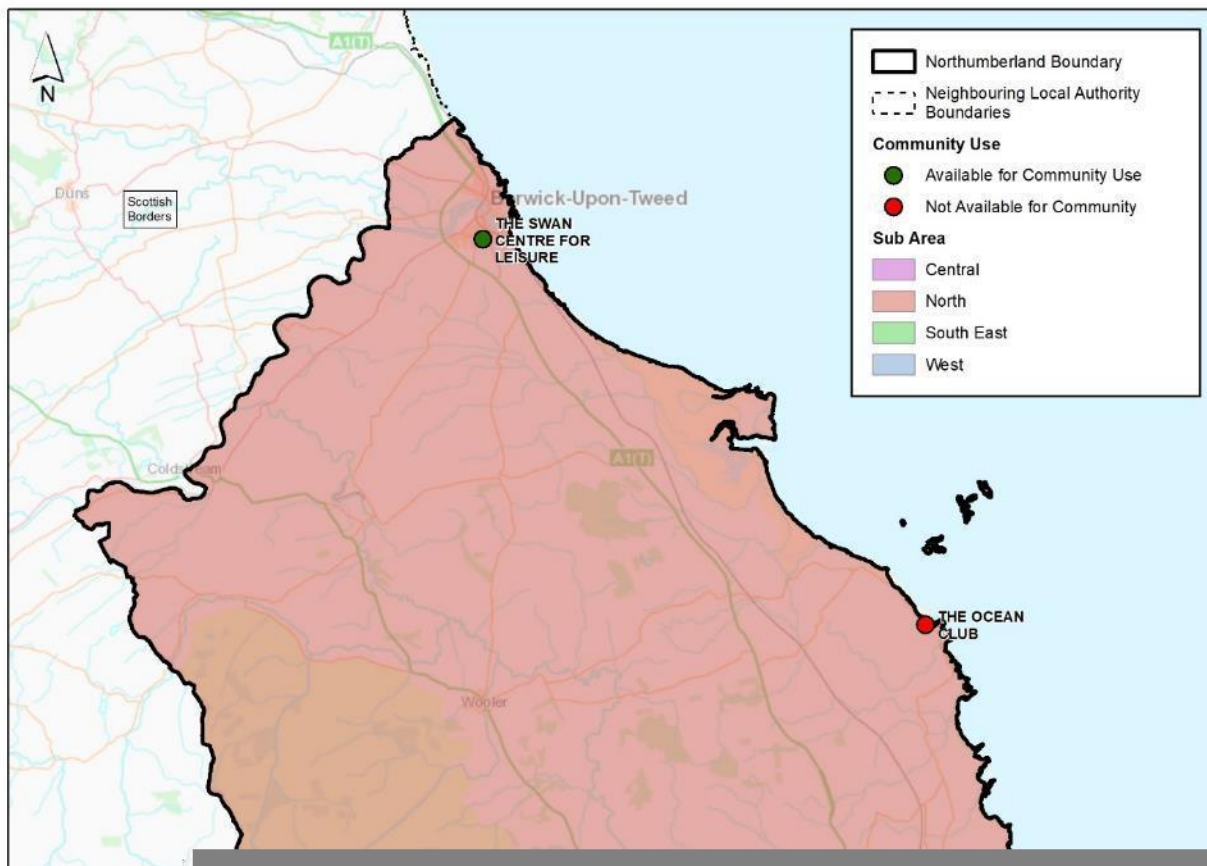

4.77 Maps 4.27 – 4.30 shows the community accessible dance studios in Northumberland


Map 4.27: Studios in Northumberland (Central)



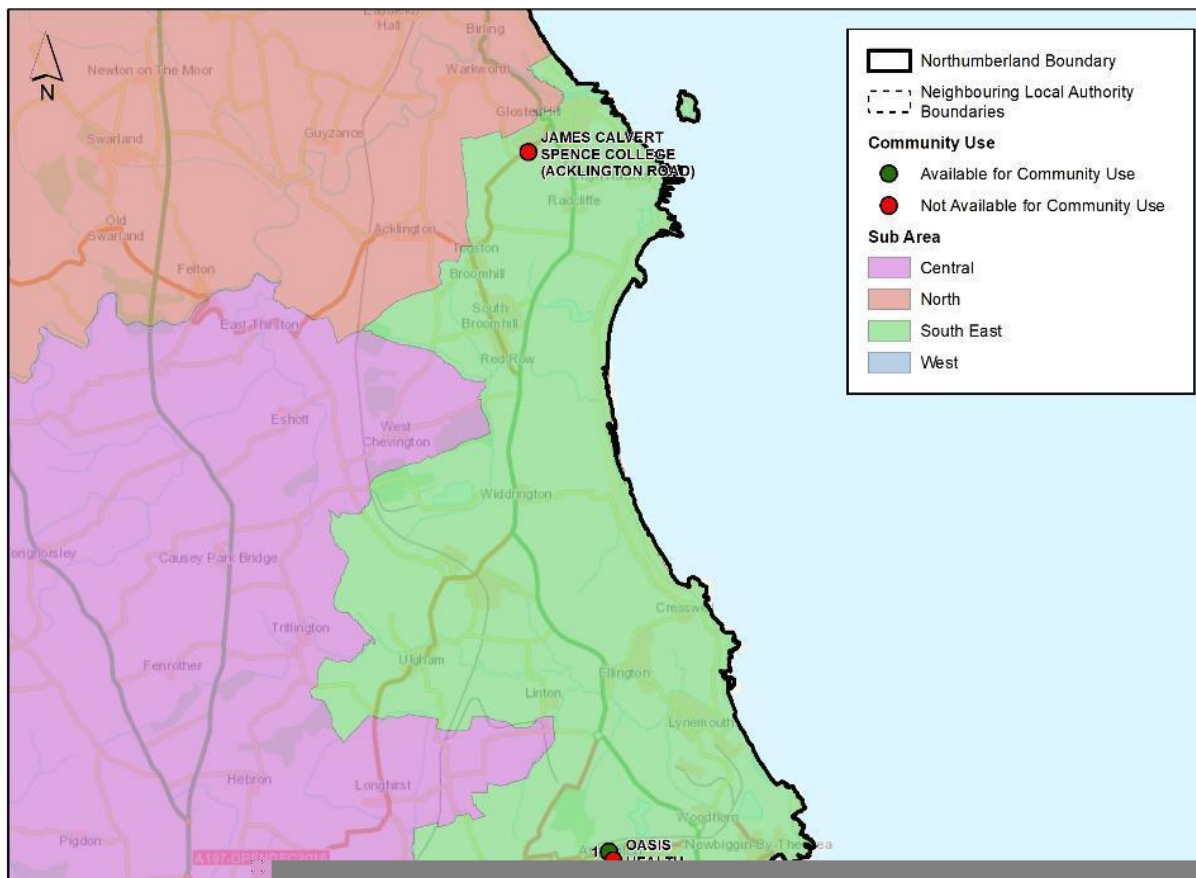




Map 4.28: Studios in Northumberland (North)



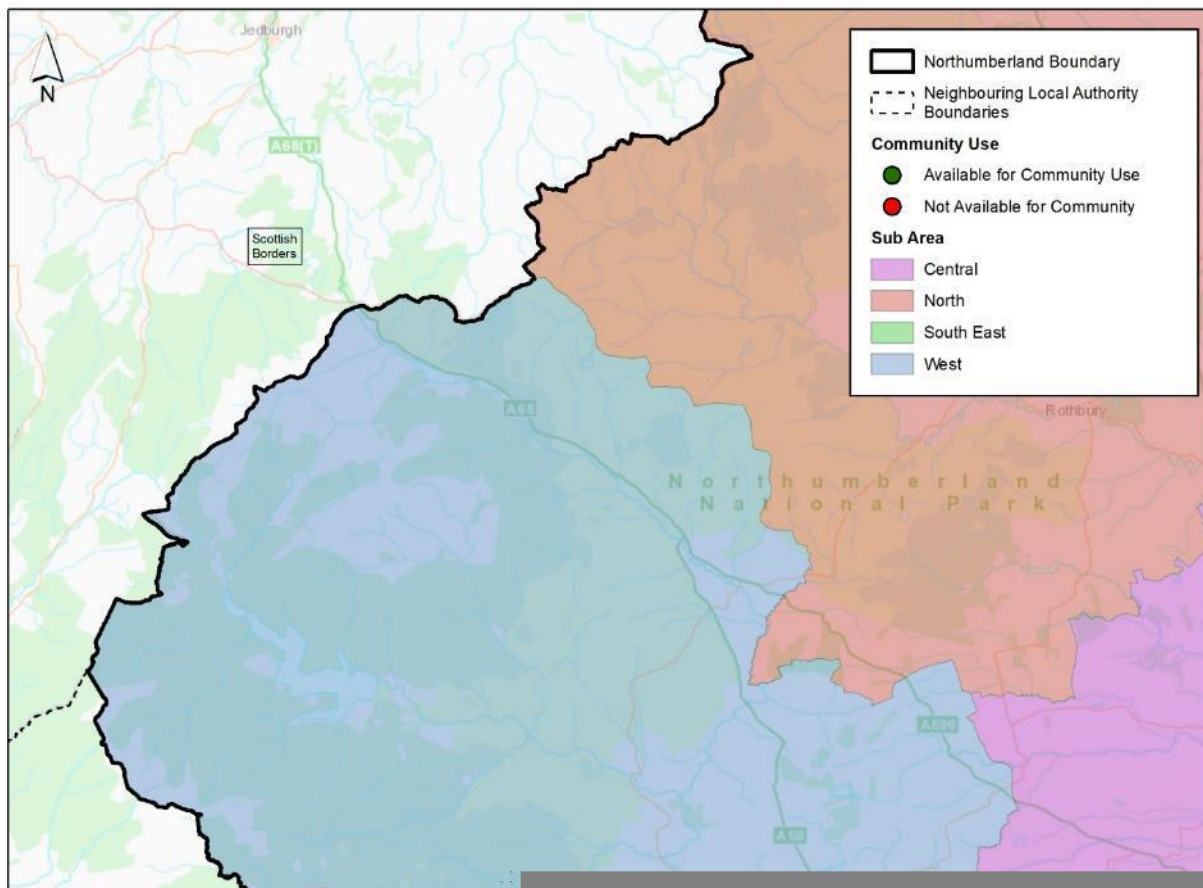




Map 4.29: Studios in Northumberland (South East)






Map 4.30: Studios in Northumberland (West)









4.78 The community accessible studios are summarised in Table 4.16.

Table 4.16: Community Accessible Studios in Northumberland


SITE NAME	POST CODE	FACILITY TYPE	FACILITY SUB TYPE	N U M B E R	ACCESS TYPE	OWNERSHIP TYPE	MANAGEMENT TYPE	YEA R B U I L T	YEAR REFU RBISHE D
ALNWICK SQUASH CLUB LTD	NE66 1PR	Studio	Studio	1	Registered Membership use	Commercial	Commercial Management	2002	No
BEDE ACADEMY (NORTH)	NE24 2SY	Studio	Studio	1	Sports Club / Community Association	Academies	School/College/University (in house)	2009	No
BEDLINGTONSHIRE COMMUNITY SCHOOL	NE22 7DS	Studio	Studio	0	Private Use	Community school	School/College/University (in house)	1974	No
BLUEPRINT HEALTH AND FITNESS	NE23 8AD	Studio	Studio	0	Registered Membership use	Commercial	Commercial Management	2001	2009
BLYTH SPORTS CENTRE	NE24 5BT	Studio	Studio	1	Pay and Play	Local Authority	Trust	1979	No
BLYTH SPORTS CENTRE	NE24 5BT	Studio	Studio	2	Pay and Play	Local Authority	Trust	1981	No
CHANGES HEALTH AND FITNESS CLUB	NE23 6RB	Studio	Studio	1	Registered Membership use	Commercial	Commercial Management	1992	2002
CHANGES HEALTH AND FITNESS CLUB	NE23 6RB	Studio	Studio	1	Registered Membership use	Commercial	Commercial Management	2015	No
CONCORDIA LEISURE CENTRE	NE23 6YB	Studio	Studio	0	Pay and Play	Local Authority	Trust	1977	1998
CONCORDIA LEISURE CENTRE	NE23 6YB	Studio	Studio	0	Pay and Play	Local Authority	Trust	2016	No



CONCORDIA LEISURE CENTRE	NE23 6YB	Studio	Studio	0	Pay and Play	Local Authority	Trust	2016	No
FIT 2 BE (LADIES ONLY)	NE24 2EL	Studio	Studio	0	Registered Membership use	Commercial	Commercial Management	2006	No
HALTWHISTLE SWIMMING AND LEISURE CENTRE	NE49 9DP	Studio	Studio	1	Pay and Play	Other	Trust	2013	No
HEALTHLANDS (LADIES ONLY) CLUB (MORPETH)	NE61 1NS	Studio	Studio	0	Registered Membership use	Commercial	Commercial Management	2010	No
JAMES CALVERT SPENCE COLLEGE (ACKLINGTON ROAD)	NE65 0NG	Studio	Studio	1	Sports Club / Community Association	Community school	School/College/University (in house)	2013	No
MATFEN HALL HOTEL - GOLF AND SPA	NE20 0RH	Studio	Studio	0	Registered Membership use	Commercial	Commercial Management	2004	No
MORPETH RIVERSIDE LEISURE CENTRE	NE61 1PR	Studio	Studio	0	Pay and Play	Local Authority	Trust	2000	2009
NEW ASHINGTON LEISURE CENTRE	NE63 9JY	Studio	Studio	0	Pay and Play	Local Authority	Trust	2016	No
NEW ASHINGTON LEISURE CENTRE	NE63 9JY	Studio	Studio	0	Pay and Play	Local Authority	Trust	2016	No
NEW ASHINGTON LEISURE CENTRE	NE63 9JY	Studio	Studio	0	Pay and Play	Local Authority	Trust	2016	No
NO LIMITS HEALTH AND FITNESS	NE46 1LU	Studio	Studio	0	Registered Membership use	Commercial	Commercial Management	2000	2006
NO LIMITS HEALTH AND FITNESS STUDIO (ALNWICK)	NE66 1HR	Studio	Studio	0	Registered Membership use	Commercial	Commercial Management	2014	No
NORTHUMBERLAND COFE ACADEMY (JOSEPHINE BUTLER CAMPUS)	NE63 9RZ	Studio	Studio	0	Private Use	Academies	School/College/University (in house)	2012	No
OASIS HEALTH CLUB	NE63 9AE	Studio	Studio	0	Registered Membership use	Commercial	Commercial Management	1993	2014



OASIS HEALTH CLUB	NE63 9AE	Studio	Studio	0	Registered Membership use	Commercial	Commercial Management	n/a	No
PARAMOUNT HEALTH AND FITNESS	NE22 6JT	Studio	Studio	1	Registered Membership use	Commercial	Commercial Management	1996	2002
PONTELAND LEISURE CENTRE	NE20 9EG	Studio	Studio	0	Pay and Play	Local Authority	Trust	1991	2000
PRUDHOE WATERWORLD	NE42 5DQ	Studio	Studio	0	Pay and Play	Local Authority	Trust	2000	2016
SPORTING CLUB CRAMLINGTON	NE23 6BN	Studio	Studio	1	Pay and Play	Community school	Trust	2002	No
ST BENET BISCOP HIGH SCHOOL	NE22 6ED	Studio	Studio	1	Sports Club / Community Association	Academies	School/College/University (in house)	2002	No
THE BLYTH ACADEMY	NE24 4JP	Studio	Studio	0	Sports Club / Community Association	Academies	School/College/University (in house)	2002	No
THE EVOLUTION GYM AND TRAINING CENTRE	NE22 5HB	Studio	Studio	1	Registered Membership use	Commercial	Commercial Management	1986	2011
THE OCEAN CLUB	NE68 7SP	Studio	Studio	1	Registered Membership use	Commercial	Sport Club	2015	No
THE SWAN CENTRE FOR LEISURE	TD15 2AS	Studio	Studio	0	Pay and Play	Local Authority	Trust	1990	2004
THE SWAN CENTRE FOR LEISURE	TD15 2AS	Studio	Studio	0	Pay and Play	Local Authority	Trust	2014	No
TROPICANA HEALTH AND FITNESS CLUB	NE61 1BQ	Studio	Studio	0	Registered Membership use	Commercial	Commercial Management	2008	2011
WENTWORTH LEISURE CENTRE	NE46 3PD	Studio	Studio	0	Pay and Play	Local Authority	Trust	2008	No
WENTWORTH LEISURE CENTRE	NE46 3PD	Studio	Studio	0	Pay and Play	Local Authority	Trust	2008	No



WENTWORTH LEISURE CENTRE	NE46 3PD	Studio	Studio	0	Pay and Play	Local Authority	Trust	1986	2001
WENTWORTH LEISURE CENTRE	NE46 3PD	Studio	Studio	0	Pay and Play	Local Authority	Trust	1986	2007
WILLOWBURN LEISURE CENTRE	NE66 2JH	Studio	Studio	0	Pay and Play	Local Authority	Trust	2008	

QUALITY – HEALTH AND FITNESS FACILITIES IN NORTHUMBERLAND


- 4.79 Detailed quality assessments have been undertaken at all Northumberland County Council sports facilities. These are provided in Appendix 2a – 2s and summarised in Table 4.4 above.
- 4.80 The quality of the community accessible pay and play health and fitness facilities is generally good; 28 facilities have been built since 2000 and all but 5 facilities built prior to 2000 have been refurbished.
- 4.81 The age of fitness facilities ranges from those built in 1974, to 2016. The commercial facilities although some were built some time ago have been refurbished as with many of the public pay and play facilities having been refurbished within the last 10 years.

ACCESSIBILITY- HEALTH AND FITNESS FACILITIES IN NORTHUMBERLAND

- 4.82 Map 4.31 illustrates that most Northumberland residents are within 20 minutes' drive time of a pay and play community accessible fitness suite, with the exception of those in the west of the North and the west of the West delivery areas.
- 4.83 The pay and play community accessible fitness suite facilities are located across the County, but predominantly in the more urban areas, reflecting where population is most dense. These are complemented by commercial sector provision across the County.


AVAILABILITY – HEALTH AND FITNESS FACILITIES IN NORTHUMBERLAND


- 4.84 Very little existing fitness provision in the Borough is made through the major commercial operators; the commercial sector provides 47% of existing fitness facilities.
- 4.85 It is important to highlight that a least some of the existing commercial sector fitness suite provision in Northumberland will be used by residents; this



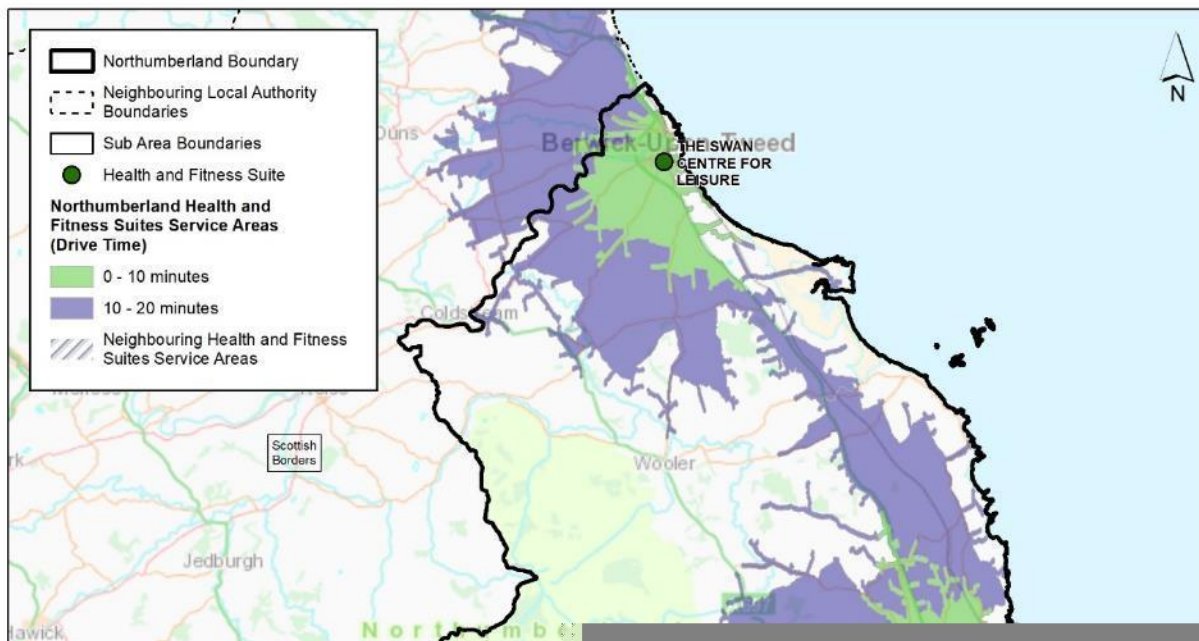

will, however depend on affordability to a certain extent. Given the commercial provision is mostly small independent centres, the commercial provision does not present as much competition to the NCC facilities as would be the case if large commercial chains were operating in the County; smaller independent centres cannot offer the same economies of scale over membership fees etc.


- 4.86 This means there is significant opportunity for the NCC facilities to dominate the market and generate significant income; there is also opportunity to expand the current offer.






Map 4.31: Fitness Suites in Northumberland – Pay and Play – Service Areas








STUDIOS

QUANTITY - STUDIOS IN NORTHUMBERLAND

- 4.87 There are 41 studios in the County; the majority are provided as part of a health and fitness offer within facilities. Studios provide a space in which a range of aerobic, fitness and dance classes plus activities such as yoga and Pilates, can take place as well as martial arts, and boxing. Although requiring some specialist equipment for martial arts and boxing, it is also possible to do a form of these activities in an informal space such as a community hall. Informal halls can also accommodate a range of fitness and dance classes, often run by dance schools.
- 4.88 Many village and community hall facilities are used by dance schools, and the smaller halls often available on education sites have significant potential to be used for fitness classes.
- 4.89 Maps 4.23 -4.26 show studios as part of the overall health and fitness offer in Northumberland.
- 4.90 Of the 41 studios in the County, 15 are provided by NCC's trust operator, 14 are provided by commercial operators, 6 at education sites and 1 at a sports club. 14 studios are accessible for pay and play community use.
- 4.91 The overall supply of studios is summarised in Table 4.17.
- 4.92 Pay and play community accessible studios are highlighted in orange and bold font in Table 4.16.
- 4.93 34% of all studios are provided by commercial operators as part of an overall fitness offer; these providers are the same as those operating commercial fitness suites.
- 4.94 The analysis of the overall studio supply in Northumberland is as follows:

Table 4.17: Analysis of overall Studio Supply – Northumberland

TOTAL STUDIOS	41
COMMUNITY ACCESSIBLE STUDIOS	20
COMMERCIAL SECTOR STUDIOS	14
EDUCATION SECTOR STUDIOS (3 of which are not available for pay and play community use)	6



QUALITY - STUDIOS IN NORTHUMBERLAND

- 4.95 Detailed quality assessments have been undertaken on all Northumberland County Council sports facilities in the County. These are provided in Appendix 2a – 2s and summarised in Table 4.4 above.
- 4.96 The quality of studios is generally good; most facilities have been built since 2000.

ACCESSIBILITY - STUDIOS IN NORTHUMBERLAND


- 4.97 Health and fitness facilities are located across the County, in areas of highest population, given that the majority of potential users will be resident in these areas. Most studios are part of an overall fitness offer, although there are some stand-alone facilities on sport club sites. There are fewer facilities in the North and West service areas of the County.


AVAILABILITY - STUDIOS IN NORTHUMBERLAND


- 4.98 A comprehensive programme of fitness classes, and other sporting activities is offered at the pay and play facilities run by NCC's leisure trust.
- 4.99 Most Northumberland residents are within a 20 minute drive time of a pay and play community accessible studio, and therefore a programme of activities.

SUMMARY – STUDIOS

- 4.100 There are 14 pay and play community accessible studios in the County. These fitness facilities are available during the day, evening and weekends.
- 4.101 All pay and play community accessible fitness suites are in excellent condition, and the majority of the pay and play community accessible studios are also in good condition.
- 4.102 Most Northumberland residents are within a 20 minute drive time of a pay and play community accessible studio, and therefore a programme of activities





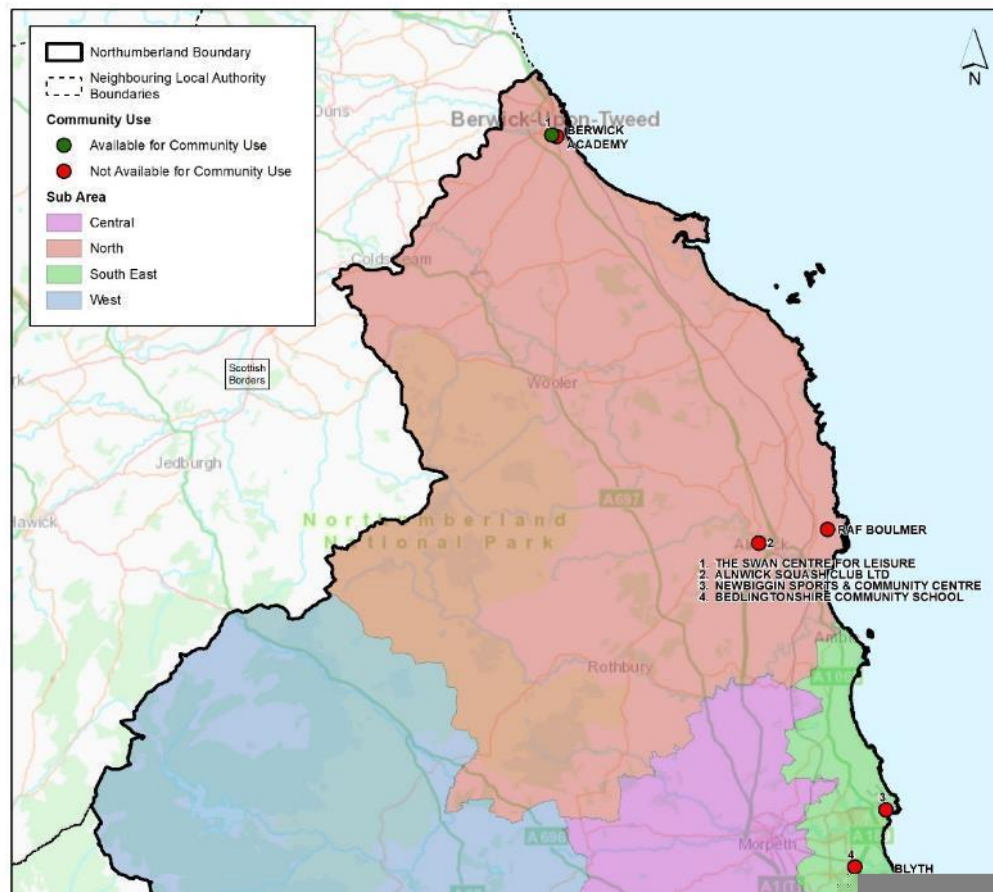




SQUASH


QUANTITY - SQUASH COURTS IN NORTHUMBERLAND


- 4.103 There are 23 squash courts (11 facilities) in Northumberland. Of these 23 courts, 7 are glass back courts (2 Albemarle Barracks, 1 Alnwick Squash Club, 3 Concordia Leisure Centre and 1 Swan Leisure Centre). These courts are shown on Map 4.32 below.

Map 4.32: Squash Courts in Northumberland










4.104 The overall supply of squash courts is summarised in Table 4.18. Glass-back courts are highlighted in bold. Community accessible courts are highlighted in orange.

Table 4.18: Squash Courts in Northumberland

SITE NAME	POST CODE	FACILITY TYPE	FACILITY SUB TYPE	N U M B E R	ACCESS TYPE	OWNERSHIP TYPE	MANAGEMENT TYPE	YEA R B U I L T	YEAR REF URBI SHED
ALBERMARLE BARRACKS	NE15 0RF	Squash Courts	Glass-back ked	2	Private Use	MOD	MOD	1997	n/a
ALNICK SQUASH CLUB LTD	NE66 1PR	Squash Courts	Normal	1	Registered Membership use	Commercial	Commercial Management	1975	1995
ALNICK SQUASH CLUB LTD	NE66 1PR	Squash Courts	Glass-back ked	1	Registered Membership use	Commercial	Commercial Management	1975	1995
BEDLINGTONSHIRE COMMUNITY SCHOOL	NE22 7DS	Squash Courts	Normal	2	Sports Club / Community Association	Community school	School/College/University (in house)	1974	n/a
BERWICK ACADEMY	TD15 2JF	Squash Courts	Normal	2	Sports Club / Community Association	Academies	School/College/University (in house)	1970	n/a
BLYTH SPORTS CENTRE	NE24 5BT	Squash Courts	Normal	2	Pay and Play	Local Authority	Trust	1979	2006
CONCORDIA LEISURE CENTRE	NE23 6YB	Squash Courts	Glass-back ked	3	Sports Club / Community Association	Local Authority	Trust	1995	2005
HEXHAM GOLF CLUB LTD	NE46 3RZ	Squash Courts	Normal	2	Sports Club / Community Association	Commercial	Commercial Management	1970	2013
NEWBIGGIN SPORTS AND COMMUNITY CENTRE	NE64 6HG	Squash Courts	Normal	3	Pay and Play	Local Authority	Trust	1973	n/a
PONTELAND LEISURE CENTRE	NE20 9EG	Squash Courts	Normal	1	Pay and Play	Local Authority	Trust	1974	n/a



RAF BOULMER	NE66 3JF	Squash Courts	Normal	2	Private Use	MOD	MOD	1980	2012
THE SWAN CENTRE FOR LEISURE	TD15 2AS	Squash Courts	Normal	1	Pay and Play	Local Authority	Trust	1990	n/a
THE SWAN CENTRE FOR LEISURE	TD15 2AS	Squash Courts	Glass-backed	1	Pay and Play	Local Authority	Trust	1990	n/a

QUALITY - SQUASH COURTS IN NORTHUMBERLAND

- 4.105 Detailed quality assessments have been undertaken for Northumberland County sports facilities. These are provided in Appendix 2a – 2s and are summarised in Table 4.18 above.
- 4.106 The quality of existing squash courts is generally of a reasonable to good standard; however, all courts are now ageing. The majority of courts were built before the 1980's with only 7 courts built after 1980. Six of the courts built in the 1970's have been refurbished. The newest courts are the 3 glass backed courts at Concordia Leisure Centre, built in 1995.

ACCESSIBILITY - SQUASH COURTS IN NORTHUMBERLAND

- 4.107 Geographical distribution of squash courts is summarised in Map 4.32; this illustrates that the majority of the existing squash courts are located in and around the main areas of population in the County. Courts are distributed evenly throughout the County. There are some courts in neighbouring local authorities, particularly to the South.


AVAILABILITY - SQUASH COURTS IN NORTHUMBERLAND

- 4.108 There are 8 pay and play community accessible squash courts (4 facilities). There are 3 commercially operated squash courts (3 facilities).
- 4.109 The only pay and play community accessible glass-back court is at the Swan Leisure Centre and Concordia Leisure Centre.

INDOOR BOWLS

QUANTITY - INDOOR BOWLS IN NORTHUMBERLAND

- 4.110 There is only one indoor bowling facility in the County. This is a 4 rink facility at the Swan Leisure Centre in Berwick. This is an underused facility



which was built in 1990 and refurbished in 2005.

- 4.111 A number of indoor facilities have changed from indoor bowls to ten pin bowling such as those at Concordia and Wentworth Leisure Centres.

QUALITY- INDOOR BOWLS IN NORTHUMBERLAND


- 4.112 The indoor bowling facility is of reasonable quality and was refurbished in 2005.


ACCESSIBILITY - INDOOR BOWLS IN NORTHUMBERLAND

- 4.113 Map 4.33 shows the location of the indoor bowls facility. This is located at the far north of the County. There are no facilities in the Central, South East and West service areas.
- 4.114 The nearest indoor bowls facility is located at just across the County's southern border at Westerhope Bowls club a community run facility.

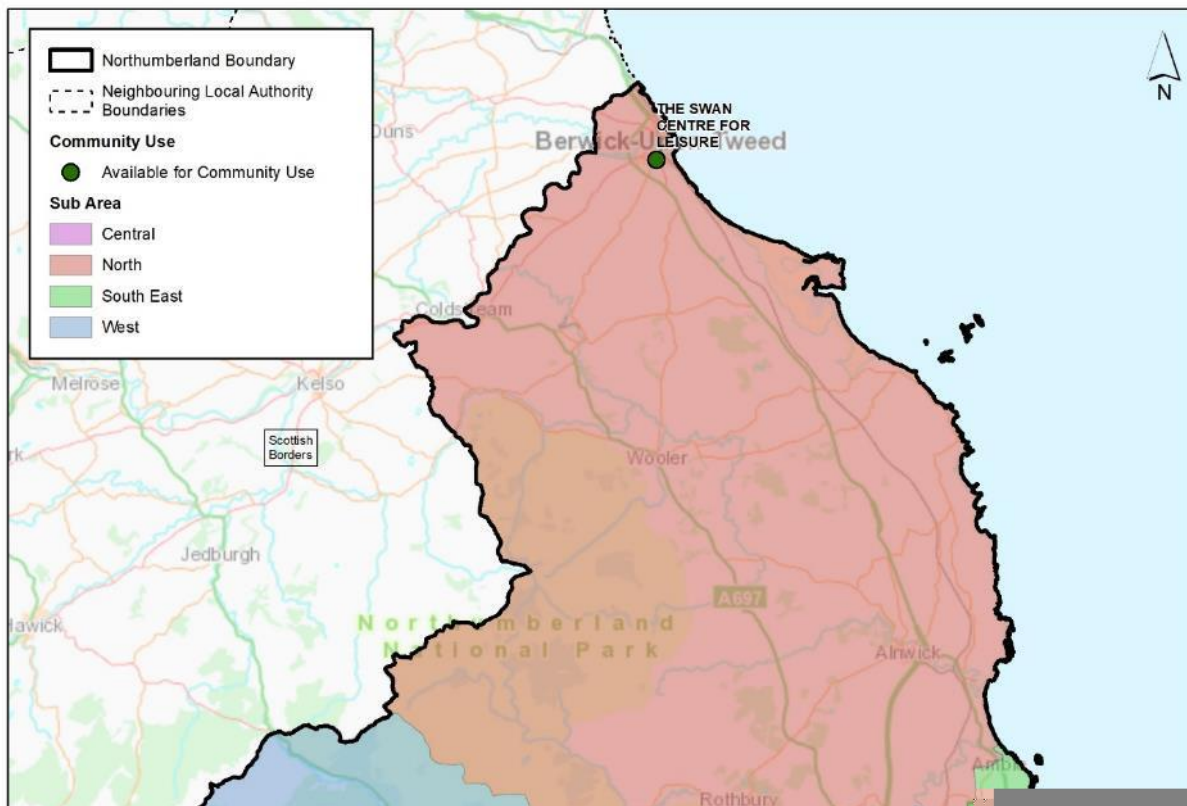

AVAILABILITY - INDOOR BOWLS IN NORTHUMBERLAND


- 4.115 The indoor bowls facility at Berwick is available for pay and play bookings as well as league and club use.







Map 4.33: Indoor Bowls Facility, Northumberland











ATHLETICS TRACKS

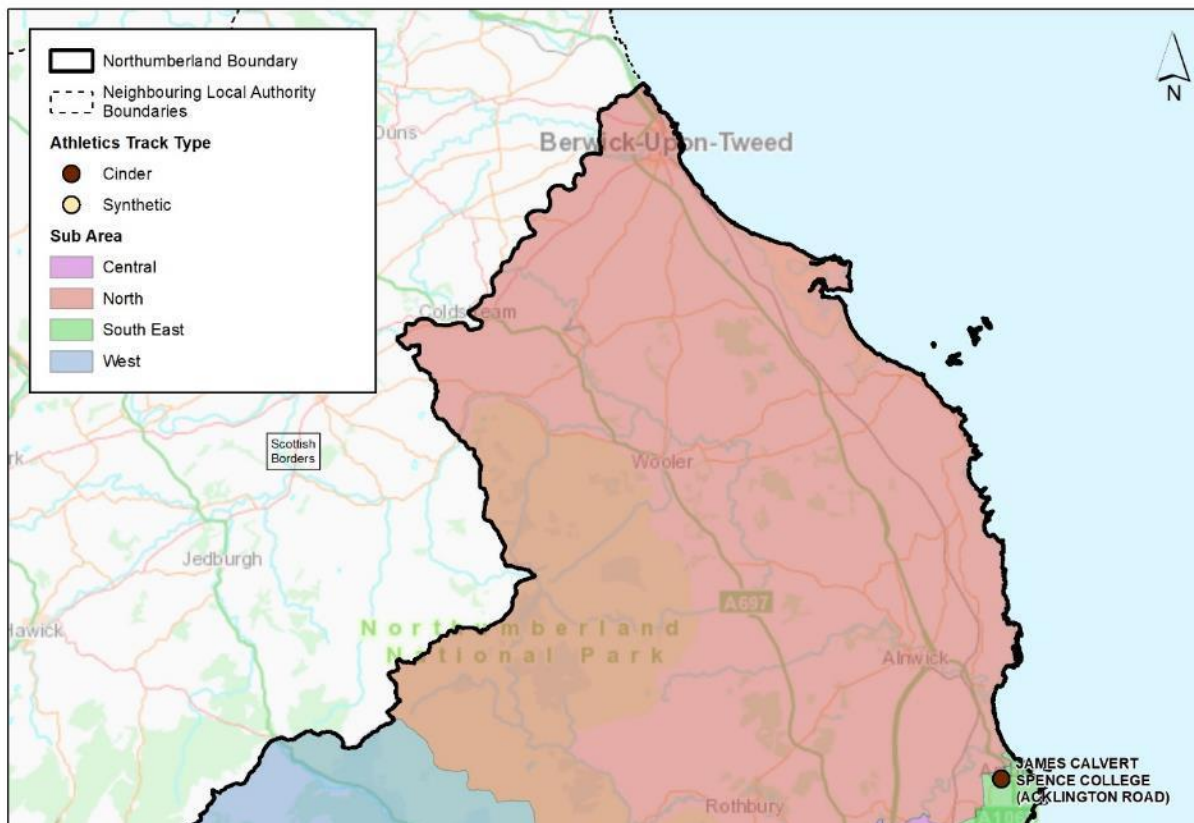

QUANTITY - ATHLETICS FACILITIES IN NORTHUMBERLAND


- 4.116 There are four athletics facilities in Northumberland, all of these are 6 lane tracks. Two of the tracks are synthetic (King Edward VI School in Morpeth and Wentworth Leisure Centre in Hexham) and two are cinder (James Calvert Spence College in Amble and Bedlingtonshire Community School in Bedlington)
- 4.117 Map 4.34 shows the location of Athletics tracks by type.






Map 4.34: Athletics Track Facilities by Type, Northumberland









QUALITY - ATHLETICS FACILITIES IN NORTHUMBERLAND

- 4.118 The Athletics tracks vary in age ranging from the most modern facility at King Edward VI School (2012) to the oldest, Bedlingtonshire Community School (1972). The other two facilities were built in 1985 (James Calvert Spence College) and 1996 (Wentworth Leisure Centre).

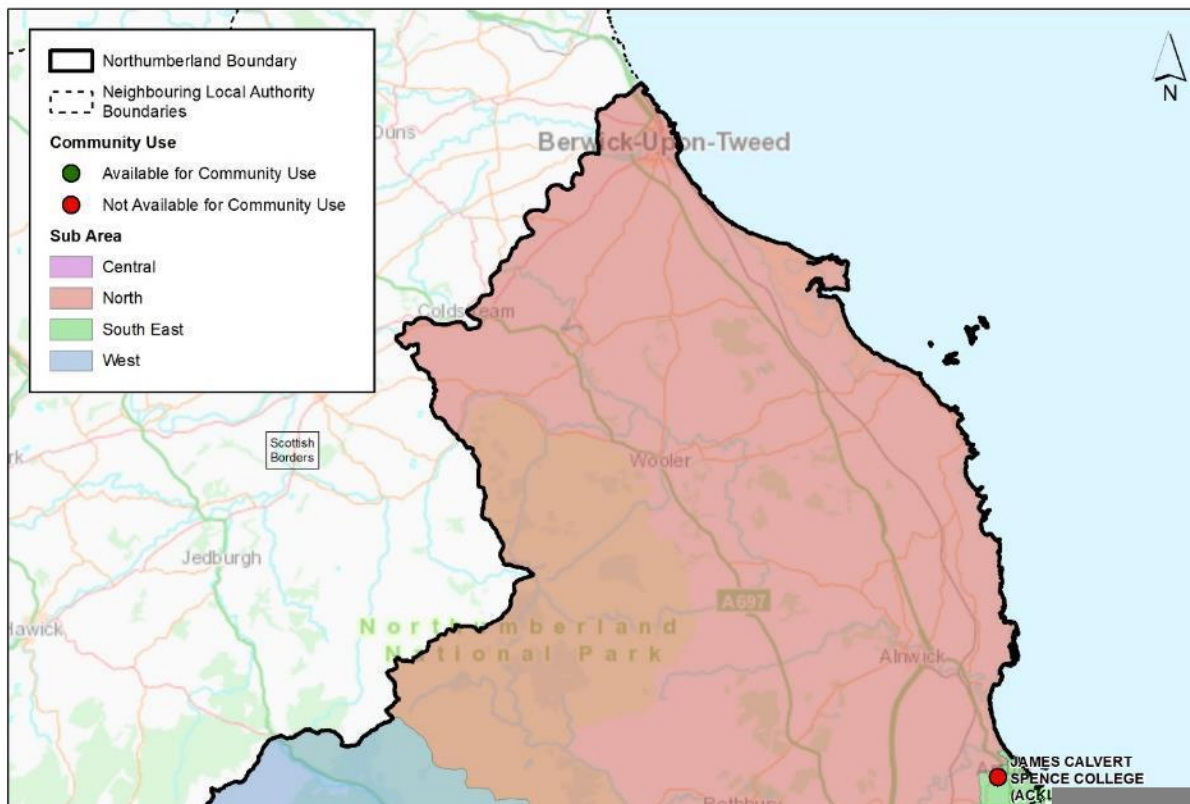

ACCESSIBILITY - ATHLETICS FACILITIES IN NORTHUMBERLAND


- 4.119 Map 4.35 shows the location of the athletics track facilities in Northumberland.






Map 4.35: Athletics Track Facilities, Northumberland







- 4.120 There are no athletics track facilities in the North and West service areas in Northumberland. The four facilities service the main areas of population in the Central and South East service areas as well as parts of the other two service areas. Berwick upon Tweed and Alnwick seem to be the only significant conurbations that are not within a reasonable drive time of an Athletics facility

AVAILABILITY – ATHLETICS FACILITIES IN NORTHUMBERLAND


- 4.121 The overall supply of Athletics facilities is summarised in Table 4.19. Community accessible facilities are highlighted in orange.

Table 4.19: Athletics Facilities in Northumberland


SITE NAME	POST CODE	FACILITY TYPE	FACILITY SUB TYPE	UNIT	N U M B E R	ACCESS TYPE	OWNERSHIP TYPE	MANAGEMENT TYPE	YEA R B U I L T	YEAR REF URBI SHED
BEDLINGTONSHIRE COMMUNITY SCHOOL	NE22 7DS	Athletics Tracks	Cinder	Lanes	6	Sports Club / Community Association	Community school	School/College/ University (in house)	1972	n/a
JAMES CALVERT SPENCE COLLEGE (ACKLINGTON ROAD)	NE65 0NG	Athletics Tracks	Cinder	Lanes	6	Sports Club / Community Association	Community school	School/College/ University (in house)	1985	n/a
THE KING EDWARD VI SCHOOL	NE61 1DN	Athletics Tracks	Synthetic	Lanes	6	Sports Club / Community Association	Voluntary Controlled School	School/College/ University (in house)	2012	n/a
WENTWORTH LEISURE CENTRE	NE46 3PD	Athletics Tracks	Synthetic	Lanes	6	Pay and Play	Local Authority	Trust	1996	2008

INDOOR TENNIS

- 4.122 There are currently no indoor tennis facilities in the County. There are indoor tennis facilities in the North Newcastle and Gateshead areas; these are the nearest provision.



5.



STAGE C - SUMMARY FACILITY CONCLUSIONS


- 5.1 Stage C of ANOG brings together all the data detailed in Stage B; based on the analysis undertaken, the summary conclusions for current and future provision of each facility type assessed in Northumberland is set out in Table 5.1. This also reflects the local context and the fact that the majority of the County's population growth will be in the South and central areas of Northumberland. Analysis also takes into account the Facility Planning Model (FPM) data provided by Sport England; this data is checked and challenged through the analysis process, based on local knowledge and research. A summary of the FPM analysis reflected in the analysis is set out below.

SPORTS HALLS

CONSULTATION

SCHOOLS

- 5.2 The main secondary schools in Northumberland were contacted and asked to complete a survey about their existing sports facilities, their plans/aspirations for future provision, and the extent and nature of community use of the facilities. The survey response was low despite several reminders (see Appendix 5).
- 5.3 A summary of the schools' responses is set out in Table 5.1. Appendix 5 contains full details. Given that there are already SLAs and dual-use arrangements in place for a number of secondary schools the responses received are more about future facility development, than opening up facilities for community use.








Table 5.1: Summary of Consultation with Schools

Education Establishment	Available to the Community?	Formal Community Use Agreement?	Indoor Sports Facility on Site	Weekday Hours Available for Community Use	Weekend Hours Available for Community Use	October-March		April-September		Clubs On Site
						Current Usage of Facility during Community Hours (Estimated %)	Block Booking of Facility (Estimated % Against Casual Pay and Play US)	Current Usage of Facility during Community Hours (Estimated %)	Block Booking of Facility (Estimated % Against Casual Pay and Play US)	
ACOMB FIRST SCHOOL	No	N/A								
ACKLINGTON FIRST SCHOOL	The school does not have indoor sports facilities on site									
JAMES CALVERT SPENCE COLLEGE	Yes	No	Sports Hall	5.30pm-9.30 pm	9am-9pm dependent on staffing	60%	0%	20%	0%	Amble Juniors Tavern FC Felton Juniors St Cuthbert's FC Yoga Groups NE Dance Co
			Dance Studio			20%	0%	15%	0%	
			Fitness Suite			No answer	No answer	No answer	No answer	




			Climbing Wall			No answer	No answer	No answer	No answer	
			Netball Courts			20%	0%	20%	0%	
ASTLEY COMMUNITY SCHOOL	Yes	Yes	Sports Hall	5pm-10pm	9am-10pm	70%	100%	70%	100%	Walking Netball Newcastle United Football (junior development) Cramlington Juniors FC
			Small hall	5pm-10pm	9am-10pm	20%	100%	20%	100%	
			Swimming Pool	4.30pm-8pm	9am-8pm	70%	100% (all Learn 2 Swim block bookings)	70%	100% (all Learn 2 Swim block bookings)	
BEDE ACADEMY BLYTH	Yes	Yes	Sports Hall	6pm-9pm	Saturday 9am-5pm / Sunday closed	40%	100%	20%	100%	The school does not publish this information
			Dance Studio			25%	100%	25%	100%	




			Fitness Suite			No answer												
			All weather Pitch															
BEDLINGTON WEST END FIRST SCHOOL	The school does not have indoor sports facilities on site																	
BEDLINGTON WHITLEY MEMORIAL CE FIRST SCHOOL	The school does not have indoor sports facilities on site																	


BERWICK ACADEMY	Yes	No formal agreements in	Dining Hall	4pm-10pm	No answer	70%	90%	45-50%	90%	Football, Badminton and Squash clubs
-----------------	-----	-------------------------	-------------	----------	-----------	-----	-----	--------	-----	--------------------------------------



<p>BERWICK ST MARY'S CoE FIRST SCHOOL</p>		place, rights of use to certain clubs								
			Squash Courts (2)							
			Sports Hall							
			Fitness Gym	Not Available						
		The school does not have indoor sports facilities on site								




BOTHAL PRIMARY SCHOOL	Yes	No	Gym	4 hours	Not Available	0%	N/A	10%	100%	Only a Karate Club
			Dinner Hall	4 hours	Not Available	0%	N/A	10%	100%	
BROOMHILL FIRST SCHOOL	The school does not have indoor sports facilities on site									
BURNSIDE PRIMARY SCHOOL	Yes	Yes	School Hall	4pm-9pm	Not available	40% (2 out of 5 nights per week – term time only)	No answer	40% (2 out of 5 nights per week – term time only)	No answer	Grassroots Gymnastics
CORBRIDGE CoE AIDED FIRST SCHOOL	Yes	No	Sports Hall	7 hours	Full days both Saturday and Sunday	Less than 5%	Less than 5%	Less than 5%	Less than 5%	Molly Stroyan Dance Club Newcastle Community Football
DARRAS HALL FIRST SCHOOL	Yes	No	Upper Hall	6pm-12am	7am-12am	80% (not on weekends)	100%	80%	100%	Wylam Karate Club PatricTucker Judo Grassroots Guymnastics Irish Dancing



										Phil Hall Badminton Premier Sports Newcastle Community Football
			Lower Hall	6pm-12am	7am-12am	80% (not on weekends)	100%	80%	100%	
DUCHESS COMMUNITY HIGH SCHOOL	No	N/A								

GLENDALE MIDDLE SCHOOL	Yes	No legal agreement but long term agreement between users and school	Gym	4 hours	Not Available	80%	100%	60%	100%	Badminton Boxing Bowls Keep Fit
			Sports Hall	4 hours	Not Available	70%	100%	40%	100%	




HEXHAM MIDDLE SCHOOL	Yes	Yes	Sports Hall	6pm-9pm	Dependent on caretaker	1%	No answer	0%	No answer	Zumba Tynedale Ladies Hockey Club Football in the community
HIGHFIELD MIDDLE SCHOOL	The school does not have indoor sports facilities on site									
HOLY ISLAND CoE FIRST SCHOOL	The school does not have indoor sports facilities on site									
KIELDER FIRST SCHOOL	Yes	Unknown	Sports Hall	No answer		Used for badminton 1 night a week				No answer
LONGRIDGE TOWERS SCHOOL	No	Private school – no community usage on site								
LOWICK FIRST SCHOOL	Yes	No	Gym	4pm-9pm	Not Available	8%	100%	8%	100%	Lowick Archery Club





MEADOWDALE ACADEMY	Yes	No	Small Hall	5pm-7pm Tuesday to Thursday	Not Available	No answer	No answer	Available during term time only		No indoor use
NORTHUMBERLAND CHURCH OF ENGLAND ACADEMY	Yes	Yes	Sports Hall	5pm-10pm	9am-5pm	85%	85%	50%	50%	Bedlington Netball Club Ashington Juniors FC Bedlington Juniors FC Guidepost Juniors FC
			3G Pitch	5pm-10pm	9am-5pm	60%	60%	50%	50%	
ROTHBURY FIRST SCHOOL	The school does not have indoor sports facilities on site. However, their dining hall is booked by community organisations to deliver ballet, Zumba and Tai Chi.									
SEATON SLUICE MIDDLE SCHOOL	The school does not have indoor sports facilities on site. They have a small hall that is used for assemblies, dining and occasional gym lessons.									
SLALEY FIRST SCHOOL	No	N/A								





WHITFIELD PRIMARY SCHOOL	The school does not have indoor sports facilities on site. There is a small hall that is open to the community but no						
WYLAM FIRST SCHOOL	Yes	No	School Hall	3.15pm-4.30 pm	Not available	1 hour per week during term time only and 10 days during school holidays	Seiken Ryu Karate Association Newcastle Community Football






NATIONAL GOVERNING BODIES (NGBS)


- 5.4 Consultation was undertaken with National Governing Bodies (NGB's), to identify their views on the need for sports hall provision in Northumberland (See Appendix 3). The views of NGBs who responded are included below. N.B All NGBs were contacted several times and asked for their input to this strategy.

Table 5.2: Summary of National Governing Body Consultation – Sports Hall Sports


NGB	CURRENT FOCUS	FUTURE FOCUS/ PRIORITIES	ADDITIONAL COMMENTS
BASKETBALL ENGLAND	Newcastle Eagles Community Programme use the Cramlington Learning Village. Delivery in curriculum and after school sessions. Club in Morpeth	Eagles Community Foundation have wanted to deliver at Ponteland Leisure Centre but no hoops. Basketball England have struggled to find funding for installation. Would be a priority for any future investment in the north east	The cost of hall hire at Cramlington Learning Village which is due to increase. Other delivery on school sites is at nil cost as offset by curriculum delivery. Morpeth Basketball Club are struggling with costs and have such started to merge sessions.
BADMINTON ENGLAND	There are 7 affiliated clubs, and 9 non-affiliated clubs on the Badminton England database. Ashington, Concordia Leisure Centres and Sporting Club Cramlington are registered play badminton and no strings badminton centres There are a number of primary schools registered to the Rat Pack Programme. There are 10 registered coaches on the NGB database	No specific badminton needs for this area.	




ABA - BOXING	<p>Current work is club led, does not have much contact from Northumberland Clubs.</p> <p>Aware that Glendale ABC have set up a satellite club in the school.</p> <p>8 clubs in the County, none have own facilities.</p>	<p>Aware that there may be a need in the Hexham area which is not as yet being met.</p>	
BRITISH TAEKWONDO		<p>British Taekwondo does not have a facilities strategy, nor at present does it have a geographical strategy.</p> <p>It relies on the work of the CSP network to support clubs through club development initiatives</p>	
ENGLAND NETBALL	<p>There are 22 venues for netball in the County which include 22 indoor courts. The provision of indoor courts is similar to the national average.</p> <p>5% of venues are on educational sites.</p> <p>There are 12 affiliated clubs. Back to Netball, Walking Netball programmes are being delivered in addition to adult and junior leagues and competitions.</p>	<p>To support the development of new sports halls at Prudhoe School and Ashington Leisure Centre as venues for recreational netball programmes.</p> <p>Scope to develop and introduce further activity. The main constraint is facility access. Target areas for new sessions are west Northumberland (Hexham, Haydon Bridge)</p>	




ENGLAND CRICKET BOARD (ECB) NORTHUMBERLAND CRICKET BOARD	<p>Delivery in schools. However, many of the school halls double up as assembly halls, dining halls or where there are sports halls they are too small and outdated for the needs of the sport.</p> <p>Indoor winter softball cricket for both male and females across the county.</p> <p>Introduction of more activities aligned to the All Stars cricket programme for age 5+ years</p>	<p>Ashington Leisure Centre has helped reduce the shortfall of facilities but many clubs still move out of the areas to access provision. Berwick has poor provision.</p> <p>Much of our work is centred around engaging with the new school's facilities which are being built, however access to these are proving difficult at Prudhoe and Duchess High Schools.</p> <p>Earlier engagement with the planning phase would provide a huge opportunity to ensure the correct provision is available (suitable lighting, not wood sprung flooring, provision of cricket nets and mats etc). The same will be the case whatever the outcome of the new school development in Ponteland.</p>	
BRITISH GYMNASTICS AND TRAMPOLINING	<p>Six clubs in the County of which four (Hexham, Wansbeck, Cramlington, Tynedale) take place at non-dedicated facilities and two (Northern GC, DG GC)</p>	<p>Supporting the clubs to maximise their use of space and time and to assist in identifying both satellite and dedicated spaces.</p> <p>Operational support including club structure and business planning are key factors needed to increase capacity.</p>	<p>Northern Gymnastics Club are in the process of trying to identify a larger dedicated space. They are currently at capacity and have upwards of 500 on their waiting list. They have identified a possible site for a new build/lease back option. Any support for this from the council would be greatly accepted.</p> <p>Wansbeck have a large member base and are currently in a non-dedicated space. The club have not communicated a need for a dedicated venue to us but it may</p>



			be likely that this is the next step for the club to increase their capacity.
DISABILITY SPORT — REPRESENTED BY SMILE THROUGH SPORT	<p>Work across Northumberland with disabled adults, primarily with physical disabilities or those with mental health conditions.</p> <p>Sessions in Berwick, Amble, Alnwick, Blyth, Ashington, Cramlington, Hexham</p>	<p>Extending our work to include children and teenagers and to include more areas. Our focus will always be on the hardest to reach groups and so generally those places with the smaller facilities or no facilities.</p> <p>We tend to use Northumberland facilities when we hold one of big events and so this will continue in the future.</p>	






SPORTS CLUB CONSULTATION

- 5.5 Consultation was also undertaken at local level with local sports clubs who were asked their views on the current facilities they use, whether they are likely to increase their membership in the future, and what the main issues are for them in terms of facilities in Northumberland.
- 5.6 A summary of feedback from sports clubs and organisations using sports hall facilities is set out below. Overall 56 responses were received to the online survey. Detailed feedback is included at Appendix 4.


SUMMARY OF SPORTS HALL SPORTS CLUB VIEWS


- 5.7 Responses were received from the following sports hall sports clubs:

- Tynedale Volleyball Club
- DC Gymnastics
- Tynedale Netball
- Prudhoe Netball Club
- Concordia Satellite Club
- Hexham Badminton Club
- Newcastle Eagles Community Foundation
- John Watt Badminton Academy
- Blyth Running Club
- Hotspur Badminton Club
- Tynedale Netball
- Wandsbeck Gymnastics and Trampolining Club
- England Netball
- Whitley Chapel Table Tennis Club
- Cramlington Table Tennis Club
- Morpeth Basketball Club
- Empire School of Boxing
- Berwick and district badminton league
- Hunter Theatre Arts
- Kaizen Karate Club
- Astley Netball Club
- Sinderhope Table Tennis Club
- Matfen Table Tennis Club
- Butokokan Judo
- Ponteland No Strings Badminton
- Northern Gymnastics Club




- **Berwick Badminton Club**
- **Morpeth Netball Club**
- **Bedlington Netball club**
- **Glendale Amateur Boxing and Fitness Club**





- 5.8 Table 5.4 summarises the feedback to the survey received from sports hall clubs; the detailed survey analysis, which informs this and all subsequent facility assessments, is in Appendix 4.
- 5.9 Cricket clubs (8) and county officers (2) also responded, to identify needs for indoor training. Table 5.3 below outlines the responses:







Table 5.3: Summary of Cricket clubs/organisations view

CLUB/ORGANISATION	COMMENTS
DIRECTOR OF CRICKET, NORTHUMBERLAND CRICKET BOARD	<p>Specific issue with the new facility at Duchess High School in Alnwick, they have built the hall with cricket nets but the plaster board type finish on the walls mean that nobody can use hard balls in the facility which seems very strange, we are also struggling to gain access as don't seem to have a booking system for their community use agreements</p> <p>Prudhoe High School shortly as have heard there is a similar issue</p>
CRICKET DEVELOPMENT OFFICER – WEST NORTHUMBERLAND	<p>1. The main concern for me would be the number of accessible sport facilities with cricket nets in the area (e.g. Main sports centre in the area, Wentworth Leisure Centre in Hexham doesn't have net facilities). Quite a few clubs travel into Newcastle / Durham to use facilities there.</p>
ACTIVE NORTHUMBERLAND AND NORTHUMBERLAND CRICKET BOARD	<p>2. The main facility used for indoor nets in the West is Haydon Bridge High School but the lighting and mats quality I would describe as poor at best.</p>
TYNEDALE CC	<p>The opportunity to use nets in the West of Northumberland is non-existent. We don't have any provision at all. We have to use either South North or Durham (we use Durham as it is cheaper) - the cost is prohibitive and the cub has to subsidise the cost and the they are very busy. There is very little winter or out of season net practice (other than a very expensive county programme for the "best kids")</p>
ALNMOUTH AND LESBURY CRICKET CLUB	<p>Regarding the Indoor Facilities in Alnwick:</p> <p>1. The Willowburn Sports and Leisure Centre is well used, particularly at evenings – but the floor is not suitable for hard ball cricket. Booking for softball cricket is difficult to secure, due to other use.</p> <p>2. The Future of the Lindisfarne Sports Hall has been the subject of some debate this year – it was suggested that it would be demolished as part of a redevelopment of the former middle school site. This proposal now seems to have been shelved mainly because of pressure from a large number of user groups who could not access alternative accommodation. The Hall is a vital indoor space for the town and area and is listed in the now approved Alnwick and Denwick Neighbourhood Plan as a key building which should be protected (Policy CF1). The Hall is used by a wide range of sporting clubs (for Football, Cricket, Athletics, etc). It is need of investment, it holds the only indoor cricket nets in the Alnwick Area and from a cricket perspective the lighting levels are very poor – higher illumination is needed, and the wall colour does not give good sight of a cricket ball. Under the 'old-school' arrangements due to long term bookings, access during the week was difficult and bookings at weekends when there was availability was expensive (£35 per hour, min of 2 hours) – hopefully this will be addressed by NCC in the post middle school era. It</p>



should be noted that in 2017, Alnwick, Alnmouth and Lesbury and Warkworth Cricket Clubs all of whom have previously used the facility, chose to go elsewhere as the facility was expensive, difficult to book and of moderate/poor standard.


3. Duchess's Community High School. A Community Use Agreement was supposed to be in place before the school opened. This was a planning condition, but has not yet happened, Sport England set out the detailed requirements that it had to contain. I presume this would have applied to the indoor facilities, as well as outdoor. Given that construction work continues I can understand why this is delayed but this needs to be finalised as intended and the indoor sports hall facilities need to be accessible to the community. It is disappointing that from a cricket point of view, the sports hall is unsuitable for hard ball cricket.
4. Given that the High School is now taking years 7 and 8 (from this week), it is likely that more indoor sports facilities will be needed. Lindisfarne Sports Hall could help satisfy the need particularly during the day and is a justification for further investment.

TILLSIDE CC


I am also Chair of the North Northumberland Cricket Development Group (NNCDG), who meet quarterly and who administer local junior leagues, and who spend their time trying to promote the game to young players male and female, and facilitating Coach Education, as well as offering help to senior clubs such as they can.

- **The nearest "purpose built" nets are in Ashington, some 50 odd miles away**
- **In the Berwick area, the Swan Leisure Centre has a sports hall; there are nets which do not pull out beyond half way, and there are no backdrop nets. The floor was 'resprung' for the purposes of the footballers, leaving an almost unplayable low bounce for the senior cricketers. Aside from these obvious safety issues, and notwithstanding the lights have been improved, the single largest issue is access. Plans to renovate have recently been shelved. There is a local private school from whom we can hire their hall, (Longridge Towers School), but this is dark, and the net equipment is of low quality.**
- **In Alnwick, the Lindisfarne Middle School Sports Hall is very difficult to gain access to and similarly has issues surrounding the quality of the nets etc. It is also likely to disappear following the change to two tier structure for local schools, rendering the old middle school site now redundant. In the main sports centre, The Willowburn Sports Centre, one of the two halls has been turned into a soft play area, and the other has no nets. The local school The Duchess High School is not able to allow cricket in the hall.**

We have in the north clubs: Berwick, Tillside, Wooler, Warenford, Rock, Alnwick, Alnmouth and Warkworth. Of these there are a total of 14 Saturday league teams, two ladies league teams, 13 junior league teams and a further 6 U9 sections. 2 teams also field Under 19 T20 sides. Five clubs have taken part in the All Stars programme, delivering to a total of 175 x 5-8 year old children.



	<p>There is a demand on hall space to allow cricket to be provided, both open space for young junior cricket and also net facilities that are adequate and safe; the availability locally falls a long way short of that unless you want to travel up to a 100 mile round trip, assuming you can get a slot.</p> <p>Our ideal would be a facility in the north that would tick these boxes. As a group, the NNCDG commissioned a study to try and identify costs for an upgrade to the Lindisfarne MS facility, but this was halted when the County Council was unable to give any confirmation as to whether or not the hall was to be retained or demolished.</p> <p>I hope this information is useful, and I also hope that attention can be turned to this part of the country which is finding appropriate indoor facilities wanting.</p>
ALNWICK CRICKET CLUB	<p>Alnwick is served by the Lindisfarne sports centre, which is currently on a reprieve from demolition and its long term future is yet to be secured. The facilities at Willowburn are not suitable for cricket, particularly due to the restricted space available and the cost of hire to our volunteer run amateur club.</p> <p>Alnwick Cricket Club aims to provide winter opportunities for adults and children in order to maintain their interest and long term participation in the sport. Lindisfarne sports centre is tired with many lights not working, which makes facing bowling in the nets difficult and potentially dangerous. Furthermore, we have experienced great difficulty in booking slot times as we are not an all year round user, such as the Harriers and junior football, who get priority due to financial pressures.</p> <p>This has become such a problem for us that we have used St. Paul's school gym for the Under 9 age group for 3 years, which is less than ideal and severely restricts the numbers we can allow to participate due to the small size of the venue. Our senior players also no longer use Lindisfarne due to the poor lighting, and availability, and instead have used the limited facilities of RAF Boulmer.</p> <p>We had hoped to use the new facilities at the Duchess High School in Alnwick, but we have not been permitted to do so due to their concerns about the fabric of the building and public access. The wonderful new Ashington complex is too far from Alnwick for most of our players and juniors.</p> <p>Many sporting clubs are facing a big challenge in recruiting and retaining teenagers, as highlighted by Sport England. Being able to maintain their interest during the closed season is vital and indoor facilities that are fit for purpose, and available at reasonable cost, are vital for the future of cricket in order to keep young people engaged in sport. Sadly, the facilities in the Alnwick area do not currently meet the criteria.</p>
HUMSHAUGH CC	<p>Humshaugh CC have used Haydon Bridge High School sports hall for over 20 years, generally without problem.</p>




	<p>When we started indoor nets for 2017 back in February we had severe issues over first 2-3 weeks concerning access to the equipment cupboard and the condition of the mats. In spite of our protests things did not improve.</p> <p>They billed us for the whole amount which we have refused to pay, instead we have offered a reduced amount which we feel is fair considering that the first week was a write off and on subsequent weeks the mats were sub-standard.</p> <p>As yet I have not had a reply from HBHS.</p>
MATFEN HALL CRICKET CLUB	Haydon Bridge High School gym, which is used for the West Tyne Indoor league, has pretty awful lighting and matting.
ASHINGTON RUGBY CC	Would have liked to stay at Ashington as it is local to most of our members and the facilities are good, however due to the time slots some of our members said it was not practical to train up to 10.00 at night and then have to travel into Newcastle or Durham to get home.
Rock CC	A shortage of quality facilities in North Northumberland and the ones that are available are too busy to get a time to suit our players, expensive for the services provided and in the case of Lindisfarne in Alnwick poorly lit to the point of being dangerous for hard ball practice. The new high school has net facilities but won't allow the use as they are concerned over the damage which could be caused to the walls by hard balls. Ashington Sports Centre and South Northumberland CC are the only options for quality facilities and these are hardly convenient for those North of Morpeth.

5.10 There clearly is an issue with regards indoor cricket net facilities and access in the North and West service areas.

5.11 In relation to overall feedback, which informs this and all subsequent facility assessments, the key issues for clubs are:

- **The availability of suitable space and time**
- **Value for money – increasing costs - hire facilities**
- **Funding**








Table 5.3: Summary of Sports Club Consultation – Sports Hall Sports


SPORTS CLUB	FACILITY	PRIORITIES FOR INVESTMENT.	FURTHER COMMENTS	C T
TYNEDALE VOLLEYBALL CLUB	Wentworth Leisure Centre	No Referee stand on net. Members find ability to pay increasingly difficult. We would like to play matches on another evening and transfer juniors from qi high school	Centre management has been excellent and supportive throughout our 25+ years based at Wentworth	
TYNEDALE NETBALL	Queen Elizabeth High School	Football has priority over the majority of facilities in the area.	The main facility that we can only get access to, is 10ft too short and 2 ft too narrow, with no room at the edge of the court for throw-ins.	N ir fa th tr
PRUDHOE NETBALL CLUB	Prudhoe high school	Would like hall 6-9 if we could		
CONCORDIA SATELLITE CLUB	Blyth Sporting Club	Concern rising costs of sports hall would mean we would not cover costs		I ir
HEXHAM BADMINTON CLUB	Wentworth Leisure Centre, Hexham	court rental costs rising		
NEWCASTLE EAGLES COMMUNITY FOUNDATION	Cramlington Sporting Club	Local authorities everywhere are becoming too expensive discouraging families from being active		
JOHN WATT BADMINTON ACADEMY	Sporting Club, Cramlington	Walls the wrong colour for badminton. Ponteland LC has a better colour in blue. Bad England recommend a jade. Our old block booking rate is £7.50. At that rate we can do our bit of growing the sport. £10 is sickening. Half hour books at off-peak times	Please keep me in the loop	L




TWEED TRIATHLON CLUB	Swan centre, Berwick upon tweed	No running track for 40 miles plus. static bikes are out of date and provide insufficient data.	The current proposal for a new and fully updated Leisure Centre is the proffered option and the only way we will get the fully upgraded facilities.	A le
HOTSPUR BADMINTON CLUB	Willowburn	<p>The courts are expensive per hour - about twice what it costs to book a court for 1 hour at Tyneside Badminton Centre.</p> <p>We struggle to get a block booking for the number of courts we need since the soft play was put in at Willowburn. And we have had trouble booking courts. We booked courts for a match in February but when we and our opponents from North Shields turned up we found they'd been double-booked.</p>		N c V s d c b
TYNEDALE NETBALL	Queen Elizabeth High School		We do not have a main facility. we train wherever we can find a free court. our position is extremely frustrating	




WANDSBECK GYMNASTICS AND TRAMPOLINING CLUB	Ashington Leisure Centre	<p>we are very specialised and have a lot of equipment and cannot run easily at the same time as cricket due to the layout of nets and our apparatus. Further availability for us can only come when cricket not in but difficult to set up extra squad or classes when you cannot run for 12 weeks of the year when they are in.</p> <p>Our Rig for the trampoline is in an impractical place so we cannot use it for advanced training easily or when cricket is in and we are at the point now where we have advance trampolinists looking to compete at a National Level and work towards national squads this will hold them back. We also have to visit another facility to use the sprung floor and tumble track as we cannot have one ourselves due to no more available storage. We need our own permanent facility.</p>	will and have recommended the venue for trampolining competitions, regional training sessions and for British Gymnastics to host UKCC courses
CRAMLINGTON ARCHERS	Cramlington Sporting Club	<p>The Wednesday indoor session is too short for a scoring round, so must be practice only. Before long this hall will limit the size of the club due to access and safety concerns. As the club grows it would be nice to be able to offer more shooting times, which will be required if we are to train and retain top archers.</p> <p>We spend over £100 per week for 4 hours in the sports halls, this is a very high financial load for a club that is just starting and has not reached the target membership required to pay the fees (but also see the point about club size made earlier).</p>	Generally, the staff are helpful and have provided storage facilities for the club equipment without which the club could not exist. It is unfortunate for us that the facilities are fully booked at all suitable times, as this may limit the size of the club in the future.




ENGLAND NETBALL	Cramlington Sporting Club	<p>We struggle to book facilities for the growing demand in the sport due to time available. The ease of booking has not been good especially in the last few months. I work alongside Northumberland County Netball Association who have tried on numerous occasion with Blyth Sports Centre to contact bookings service regarding their current booking and also extending this however in over 2 months there has been 0 communication to NCNA regarding the enquires other than sending the bills every month.</p> <p>A lot of the surfaces in the county have gradually deteriorated over the years and are no longer adequate and some facilities do not have adequate space of a netball post to be positioned off the court. Facilities do not always remove football goals from behind the netball posts which for umpires is a health and safety risk.</p>	<p>Our main facility is Cramlington Sporting Club and all comments regarding improvements are not applicable to that facility. We have no issues with Cramlington. These relate to other facilities across the county. We would recommend Cramlington every time.</p>
CRAMLINGTON TABLE TENNIS CLUB	Sporting Club Cramlington		<p>School and community venue. We have storage space for equipment which is often difficult to access due to school not putting their equipment away in a tidy manner</p>
BLYTH HIGH JUMP ACADEMY	Bede Academy Sports Hall	<p>The main limitation we have is that we would prefer to train on a synthetic athletics track surface to enable the use of spiked shoes, to replicate competition conditions. I appreciate this is not a realistic proposition though.</p>	



MORPETH BASKETBALL CLUB	Riverside Leisure Centre	Proposed increases for court hire (doubling our current costs) will have a massively detrimental effect on the club	Leisure centre appears to have been neglected over a period of years	
EMPIRE SCHOOL OF BOXING	Empire gym Cowpens road Blyth	We would like to take more less abled people in but we need to upgrade the facilities to allow this to happen	We have bag areas two sparring rings and a very experienced coaching team who produce national champions every year	V a o h
BERWICK AND DISTRICT BADMINTON LEAGUE	Swan centre	Unacceptable 100% price increase when there is no other option.	The staff are active Northumberland are trying to run down the facility	G th
KAIZEN KARATE CLUB	Ashington Leisure Centre	My Overheads for my two classes increased by 100% from the old sports centre		
ASTLEY NETBALL CLUB	Sporting Club Cramlington	We could have more clubs using the facility if we had more outside courts useable all year	The staff couldn't be more helpful 🙏	
SPORTING CLUB BLYTH	3GFTP			
PONTELAND ARCHERS	Ponteland Leisure Centre (Indoors winter months: Outdoors summer months)			V th a w
SMILE THROUGH SPORT CIC	We use several Active Northumberland sites - Most this year Blyth Sporting club	We book facilities based on location in county as we move our sessions around. Over the last 12 months I have gone to an alternative facility provider 6 times after waiting over 4 weeks for a facility booking confirmation. We cannot use online system and by phone no one seems to know who can book the sport shall for one	The facilities we have used are all great once inside. There needs to be a clear understanding of who is booking the facilities and that person must be contactable and not so busy it takes weeks to get an answer.	



		off events/activities. Tend to be passed person to person and then we just go somewhere else.		
BUTOKOKAN JUDO	Newbiggin sports centre			
PONTELAND No STRINGS BADMINTON	Ponteland Leisure Centre	High staff turnover, best tend to leave. Discrepancies/anomalies in Active N/Land pay structure, no annual reviews.	Old site and building, central community location, ticks over. Concentrates on Swim and Gym only.	R H
ALNWICK HARRIERS	Lindisfarne sports hall	As of September, the junior section of the club will have to shut if new facilities cannot be found. Alnwick town needs a running track.	there has been no club involvement in the decision to get rid of Lindisfarne or the dropping of the plans to include a running track in Alnwick	A g fo o fo
BERWICK BADMINTON CLUB	Berwick-upon-Tweed, Swan Centre	The facility meets our needs	The swan centre is a great venue that we need to keep not close	V a tr
MORPETH NETBALL CLUB	Sports Halls	For many years we have been trying to get an earlier time slot to encourage younger girls to training, without success. Maintaining value for money is important to our members. It is vital we keep a full sized sports hall in Morpeth so team sports like netball and basketball can still be played in the Morpeth area.	We use Riverside Sports facilities which has a great sports hall but poor gym, toilet and general facilities with many obstructions in allowing more flexibility in booking a different time slot.	M n p a
BEDLINGTON NETBALL CLUB	NCEA			




GLENDALE AMATEUR BOXING AND FITNESS CLUB


Glendale Community
Middle School

We use two parts of the school. The school gym is adequate in every respect. The autonomous boxing gym we use has limited space for growth and we need to invest to build an extension unit. We have to provide value for money in order that we are accessible to everybody wishing to take part and also as we seek funding for some projects. A good floor is key to most of our activities - the boxing gym flooring is expensive.

The only reason we would not recommend it is because further use by other groups might compromise our use of it and therefore the sustainability of our club.


N
w
s
s






FPM ANALYSIS

- 5.12 Strategic Leisure was provided with Sport England's Facilities Planning Model National Run (May 2017 report, based on January 2017 National Run data) for Sports Hall provision in Northumberland.
- 5.13 The Sport England FPM report sets out an assessment of the current situation regarding sports hall supply, based on a 2017 population of 319,600. The key findings are summarised below. The full report can be accessed at Appendix 7. This includes all details of the FPM parameters and assumptions/exclusions.





SPORT ENGLAND FACILITY PLANNING MODEL (FPM)

Strategic Leisure was provided with Sport England's Facilities Planning Model National Run (May 2017 report, based on January 2017 National Run data) for

NORTHUMBERLAND

The Sport England FPM report sets out an assessment of the current situation regarding sports hall supply, based on a population of 316,618. The key findings are accessed at Appendix 7. This includes all details of the FPM parameters and assumptions/exclusions.

SUPPLY

The Sport England Facilities Planning Model analysis for Northumberland identifies 37 halls (8 activity halls) across 29 sites in the County. This figure reflects activity halls which are on the same site as a sports hall with a minimum of 3 courts +. This means the FPM is modelled on slightly different parameters i.e.

The data on which the modelling is based is comparable to that analysed earlier in this section; the difference is that the FPM excludes the new sports halls (which offers access to sports clubs). The FPM is based only on those sites where there is community use (pay and play and sports club) e.g. sports halls with private hire.


The halls modelled in the FPM are those identified as being accessible to the community (see Table 4.4) and take into account court availability. (Table 4.5 includes sports halls which are only available for private use).

The FPM identifies 29 community accessible sports halls in the County (see Appendix 7), whereas Table 4.5, reflecting Active Places, identifies 32, of which there are very minor differences, given the fact that there is a significant over-supply of courts in the County against current demand.

The total supply of marked out courts equates to 150.2, when opening times and peak periods are taken into account, this reduces to 116.90, or the equivalent of 116.90 courts (vpwpp).

This may not specifically relate to the number of courts available but reflects the space available in each hall and what this equates to in equivalent court space over time as follows for sports halls: Weekday: 9:00 to 10:00; 17:00 to 22:00; Saturday: 09:30 to 17:00; Sunday: 09:00 to 14:30, 17:00 to 19:30; Total: 45.5 hours in total.

There is a slightly higher level of sports hall provision in Northumberland at 4.70 courts per 10,000 residents, compared to England, where the average level of provision in Northumberland is lower than that in the north-east region (5.2), and all neighbouring local authorities. Also, the majority of sports hall supply is in the north-east region.



limited day time accessibility (16 of the identified 29 sites). When looking at individual areas in Northumberland the south east area is less well served by 6.4 courts per 1000 people in the west of the county.

CURRENT DEMAND


The Sport England Facilities Planning Model (FPM) analysis estimates that the 2017 population (316,618) generates a demand for 85.10 courts and 18,594 visits based on a comfort factor of 80%; above 80% usage the FPM says a sports hall is uncomfortably busy, which means it may be difficult to have further accessible sports hall provision at 116.90 courts there is a current significant over-supply of sports halls in Northumberland of 31.80 courts.

Although there is what seems a significant over-supply of courts in Northumberland, it is important to highlight the following:

- 17 sports halls provide community pay and play access; this actually equates to 77 courts, which is less than the supply demanded by the 2017 population (this figure may be even lower, given that the 'comfort factor modelled in the FPM is not taken account of in this calculation), or 2 x 4 badminton court halls; the further from the sports halls and this actual under-supply will be exacerbated
- The majority of sports halls are on school sites with limited day time access
- There are some secured community use arrangements in place, but still a significant number that haven't (12)
- Northumberland is predominantly a very large rural county but with some significant urban areas in the south east of the County and with 21.1% of the population provision of sports halls needs to reflect varying levels of accessibility across the County
- Population growth in the area will increase demand for sports hall provision and therefore the apparent significant over-supply will in reality be a little less
- In addition, given the coastal nature of the area, communities in the south east and east do not have convenient access to sports hall provision in neighbouring areas

Currently, 85.30% (15,864 visits per week) of all demand for sports hall provision in Northumberland is anticipated as being met; this is lower than the English average (88.5%). A majority of this satisfied demand consists of visits made by car, 12%, lower than the English average (16.5%) and regional average (20.3%). A low level of visits to sports facilities, 7%, lower than the England average (9.3%) and the regional average (11.5%); this reflects the fact that Northumberland is a large rural county with low car usage with only 21.1% of the population not having access to a car.

Retained demand (the total amount of demand satisfied from Northumberland residents using sports halls in Northumberland), is assessed as being 85.30% of the council area to access a sports hall.



Exported demand equates to 11.3%; this is a high figure and may reflect the fact that there is insufficient provision in South East area.

21.1% of Northumberland residents do not have access to a car; this figure is reflected in the low levels of use at facilities undertaken by foot and public living in areas of deprivation (both rural and urban) who are the real concern, as they may not be able to access facilities, and therefore this impacts activity and therefore potentially, their health.

14.70%, (or 2,730 vpwpp) of demand is anticipated as being unmet by the current provision of community accessible sports halls. This equates to 12.5 cou

The FPM assesses this demand as being unmet for two reasons; firstly, existing sports halls lack capacity 1% of demand cannot be met because existing s outside the catchment area of an existing sports hall (99%). There is no unmet demand due to lack of capacity in the south east. Table 5.5 summarises the


Table 5.5: Summary of 2017 Supply and Demand Analysis

2017 DEMAND FOR COURTS	2017 SUPPLY OF COURTS	SURPLUS (+)/ DEFICIENCY (-) OF COURTS	VISITS PER WEEK IN THE PEAK PERIOD (VPWPP) DEMANDED BY CURRENT POPULATION	VISITS PER WEEK IN THE PEAK PERIOD (VPWPP) SATISFIED	VISITS PER WEEK IN THE PEAK PERIOD (VPWPP) UNMET
85.10	116.90	+31.80	18,594	15,864	2,730

The used capacity of the existing sports halls is interesting; used capacity averages at 48.2%, which is much lower than the English average (66.10%) and two factors: i) there could be low levels of day time use of sports halls with pay and play community access in more rural areas which lowers used c accessibility to other halls is a key factor. Based on the assessment of need undertaken for this Strategy, it appears that available capacity in sports ha limited day time access.

Table 5.6: Used Capacity of Sports halls (strategic size) in Northumberland (based on 2017 FPM Report)

NAME OF FACILITY	TYPE	% OF CAPACITY USED	NAME OF FACILITY	TYPE
BERWICK ACADEMY	Main	20	CONCORDIA LEISURE CENTRE	Main
JAMES CALVERT SPENCE COLLEGE (ACKLINGTON ROAD)	Main	49	NEWBIGGIN SPORTS AND COMMUNITY CENTRE	Main
LINDISFARNE MIDDLE SCHOOL	Main	17	SPORTING CLUB CRAMLINGTON	Main
LONGRIDGE TOWERS SCHOOL	Main	25	ST BENET BISCOP CATHOLIC ACADEMY	Main
MORPETH RIVERSIDE LEISURE CENTRE	Main	98*	THE BLYTH ACADEMY	Main
RAF BOULMER	Main	21	ALBERMARLE BARRACKS	Main
THE DUCHESS'S COMMUNITY HIGH SCHOOL	Main	18	HALTWHISTLE SWIMMING AND LEISURE CENTRE	Main



THE SWAN CENTRE FOR LEISURE	Main	73	HAYDON BRIDGE HIGH SCHOOL	Main
WILLOWBURN LEISURE CENTRE	Main	37	NORTHUMBERLAND COLLEGE (KIRKLEY HALL CAMPUS)	Main
ASHINGTON COMMUNITY HIGH SCHOOL	Main	86	PONTELAND COMMUNITY HIGH SCHOOL	Main
ASTLEY COMMUNITY HIGH SCHOOL	Main	57	PONTELAND LEISURE CENTRE	Main
BEDE ACADEMY (NORTH)	Main	45	PONTELAND MIDDLE SCHOOL	Main
BLYTH SPORTS CENTRE	Main	72	PRUDHOE FOOTBALL AND SPORTS CENTRE	Main
REDE TYNE AND COQUET SPORTS CENTRE	Main	18	QUEEN ELIZABETH HIGH SCHOOL	Main
WENTWORTH LEISURE CENTRE	Main	71		

*It should be noted that although the FPM states Morpeth Riverside Leisure Centre has a used capacity of 98% operational figures suggest this is nearer an average of 50% and therefore would have the impact of surplus figure


Table 5.6 shows (in bold font) the used capacity at each facility. Prudhoe Football and Sports Centre operate at 100%. Morpeth Riverside Leisure Centre and Blyth Sports Centre operate at over the Sport England 80% 'comfort factor'. Four sites are operating above 70%; The Swan Centre for Leisure, Blyth Sports Centre, Newbiggin Sports Centre. All other sports hall facilities are operating below 70% with a number being poorly used.


This suggests that there is available capacity in existing sports halls, which could be used. Improving accessibility to existing facilities and increasing capacity at a local level are key if more people are to become active using sports halls or informal, multi-purpose hall space. Equally, optimising the use of community sports halls, increasing overall hall capacity, and addressing the gap between supply and demand for both current and future populations.


The vast majority (99%) of the unmet demand equivalent to 2739 vpwpp is due to being outside of catchment areas of a sports hall. Just 1% is due to lack of capacity. The average is better than the national average. The majority of the lack of capacity is due to busier sites in the west of the county. There is no unmet demand in the east.

Unmet demand is equivalent to 12 courts or 3 x 4 court halls. This is spread geographically across the county with no areas evident where access to a sports hall is poor.

It should be noted that the FPM does not include 4 court halls at Bedlingtonshire and Josephine Butler Campus and have been excluded from calculations as they are not available for use and Josephine Butler campus does have access. When added to the excluded courts at the new Ashington Leisure Centre (6 courts) this would increase the surplus of courts to 18 courts which would have the effect of increasing the current surplus of courts.








5.14 Table 5.7 summarises the overall supply and demand analysis for Sports Halls in Northumberland.

SUPPLY AND DEMAND ANALYSIS

5.15 Table 5.7 sets out the supply and demand analysis for sports hall provision, based on the data in Section 4 and the consultation in Section 5.

Table 5.7: Summary Analysis – Sports Hall Supply and Demand

FACILITY TYPE	SUMMARY CONCLUSIONS
SPORTS HALLS	<p>SUPPLY AND DEMAND ANALYSIS</p> <ul style="list-style-type: none">● The FPM identifies a significant over-supply of badminton courts in Northumberland (31.80); however, although there is what seems a significant over-supply of courts in Northumberland, it is important to highlight the following:<ul style="list-style-type: none">□ 17 sports halls provide community pay and play access; this actually equates to 77 courts, which is less than the supply demanded by the 2017 population i.e. an under-supply of -8.10 courts (this could be even lower, given that the ‘comfort factor modelled in the FPM is not taken account of in this calculation), or 2 x 4 badminton court halls; the future growth in population will increase demand for sports halls and this actual under-supply will be exacerbated□ The majority of sports halls are on school sites with limited day time access□ There are some secured community use arrangements in place, but still a significant number that haven’t (12)□ Northumberland is predominantly a very large rural county but with some significant urban areas in the south east of the County and with 21.1% of the population having no access to a car then the provision of sports halls needs to reflect varying levels of accessibility across the County□ Population growth in the area will increase demand for sports hall provision and therefore the apparent significant over-supply will in reality be a little lower□ In addition, given the coastal nature of the area, communities in the south east and east do not have convenient access to sports hall provision in neighbouring local authorities.● The main issues to address are accessibility and facility quality (of old stock) moving forward; 21.1% of the local population do not have access to a car, so increased provision to informal places and spaces at local level, where sports hall sports and activities can take



place is key to increasing participation and contributing to a reduction in health inequalities, and identified health and well-being outcomes

- NGBs and local sports clubs raise a number of operational issues e.g. more club time in facilities, increased access and time for clubs, and cost but strategically the priorities are increasing capacity, and secured access for pay and play and overall community access


FUTURE DEMAND

- The Sport England Facility Planning Model (FPM) analysis undertaken does not identify future demand. The population of Northumberland will increase by 4,595 by 2031.
- Using the Sport England Facility Calculator (SFC), it is possible to estimate overall future demand for provision of sports halls, swimming pools and indoor bowls rinks, based on this population increase.
- Using the SFC provides a quantitative estimate of future need, but unlike the FPM the analysis does not identify specific locations for future provision. That needs to be informed by the nature and location of future housing development, local geography and accessibility, and critically the location of existing facilities.
- This is because future demand may have the potential to be addressed through facility extension, or refurbishment, as well as new build.
- Future demand will also need to reflect the current supply and demand analysis. Clearly, if there is under-supply of a specific facility type now, the level of undersupply is going to increase by 2031, given population growth and increased levels of participation.
- The SFC for Northumberland identifies the following future facility demand (Table 4.11), based on a population increase of 4,595 by 2031.


Table 5.9: Future Facility Demand (2031) – Northumberland

FACILITY TYPE	UNIT	FACILITY	ADDITIONAL VPWPP
SPORTS HALL	1.24 Badminton Courts	0.31 x 4 Badminton Court Sports Halls	271

- Using the SFC, the future demand for sports halls and badminton courts generated by 4,595 additional residents is 0.31 sports halls, equivalent to 1.24 courts.



	<ul style="list-style-type: none">● Based on the FPM model, there is a current over-supply of sports hall space of 31.80 badminton courts; on this basis, future demand for 1.24 badminton courts to 2031 can be accommodated within the existing supply of community accessible sports halls (sports clubs and pay and play access). This means there is no need for additional sports hall provision needed in relation to the over-supply of 30.56 badminton courts by 2031.● It should also be noted that there is currently under-utilisation of available capacity in some existing sports halls, and particularly those which are ageing with a number of school sites built before 1980, A number of NCC facilities are also ageing with Blyth Sports Centre built in 1979, Ponteland in 1974, Newbiggin in 1973, Concordia in 1977, Wentworth in 1986, the Swan Centre in 1990 and Morpeth in 1991. The proposals to replace Blyth Sports Centre, the Swan Centre, Ponteland and Morpeth will go some way to address the issue of ageing facilities and could offer the opportunity, particularly at Blyth to take a view with regards the over-supply of sports halls across the County and to look specifically in the south east service area and consider whether the current 8 court facility could be reduced to 4 court in a new build. A purpose-built, modern facility is more likely to attract usage than the existing ageing facility.● Future need is actually likely to be somewhere between both the above assessments; if need is based on pay and play access there is a need for additional provision – not necessarily new build facilities, but increased access to existing facilities, particularly on education sites. If future need is based on general community access, there is sufficient existing sports hall provision to 2031; however, it would still be beneficial to increase secured access to education facilities.● The above scenarios assume there will be no loss of sports halls in the County; this is crucial, given that sports halls are used for much more than sport.
QUANTITY	<ul style="list-style-type: none">● There are 93 halls in the County, over 78 sites (sports halls and activity halls)● 32 of these are strategic sized sports halls i.e. 3 courts +
QUALITY	<ul style="list-style-type: none">● The majority of sports halls were built in the 1970s, 1980s and 1990s. Only 8 having been built since 2000.● The quality of the Council's sports halls is mixed with New Ashington Leisure Centre, Wentworth Leisure Centre, Willowburn Leisure Centre and Concordia Leisure Centre offering good, modern facilities. The remaining facilities are all over 25 years old, are tired and in need of upgrading or replacement to bring the current and future offer up to the same standard or better than the current modern facilities offered by NCC. Of the remainder, available for Community pay and play use, the facilities at school sites and forming a raft of Sporting Clubs are all relatively new.● A key issue is the age and condition of the Blyth Sports Centre, Morpeth Riverside Leisure Centre, the Swan Leisure Centre, Berwick



and Ponteland Leisure Centre with all facilities built between 1974 and 1991.


- Planning for the future replacement of these facilities needs to be considered now.

ACCESSIBILITY

- 40% of all badminton courts are available for pay and play use. Map 4.2 illustrates the geographical and accessibility impact of strategic size sports halls having pay and play access, with 55% of strategic size courts (3 court+) being available for pay and play use and 100% offering access either through pay and play or sports clubs/community association use.
- Virtually all residents in Northumberland have access to a strategic size sports hall which offers pay and play access within a 20 minute drivetime, with the exception of the west of the North and west of the West service areas. The challenge is there is a range of between 13.8 and 26.8% across the population in the County's service areas that do not have access to a car and so are dependent on walking, cycling or public transport to access facilities.
- Geographically, Sports halls are located fairly evenly across the County, except for the North and West service areas which have few and the South East service area which has a number of facilities. There are two areas outside the 20 minute catchments of these sports halls, the west of the North and west of the West service areas.

AVAILABILITY

- The majority of the strategic size halls are on education sites with limited daytime access; there are some but a limited number formal dual-use arrangement in place
- Of the 32 strategic size sports halls, only 10 are accessible for daytime use. the rest of the centres do not offer access to a strategic size sports hall during the day, because the majority of sports halls are on education sites.
- There are 57 activity halls, of which 4 offer pay and play access; 34 offer community access but tend to be used by clubs and organisations in the County which are used for a wide range of cultural, leisure and social uses



SWIMMING POOLS

CONSULTATION

SCHOOLS



5.16 No schools raised any issues/comments in relation to current or future swimming pool provision in the County.


NATIONAL GOVERNING BODIES (NGBS)

5.17 Consultation was undertaken with National Governing Bodies (NGB's), to identify their views on the need for swimming pool provision in Northumberland. The views of the Amateur Swimming Association (ASA) are summarised in Table 5.8.

Table 5.8: Summary of National Governing Body Consultation – Aquatic Activities

NATIONAL GOVERNING BODY	CURRENT FOCUS/PRIORITIES	FUTURE FOCUS/PRIORITIES
AMATEUR SWIMMING ASSOCIATION (ASA)	<p>Clubs are all engaged and participate in the Club Network which is facilitated by the ASA. Clubs are working together and have established a training hub as part of the athlete development pathway. The hub moves around the county to different venues.</p> <p>The clubs in the County are all at a similar level of performance and are feeding swimmers as appropriate through to the larger clubs outside of the County, mainly in Tyne and Wear.</p> <p>Clubs have been developing their coaches through a range of courses.</p> <p>Nationally, ASA Club Strategy Year 1 is currently looking to consolidate work on Swim 21, Club Networks, Developing sustainable Income tool kits e.g. sponsorship, award sales.</p> <p>Work is being undertaken reviewing the memberships offers e.g. social memberships, potentially developing a social swim product along the lines of Park Run.</p>	<p>There is no pool in the County which is capable of hosting anything other than inter club galas. Although the new pool at Ashington has an electronic starting and timing system there is insufficient spectator capacity for large events. Blyth pool hosts local galas and time trials.</p> <p>Clubs have indicated that they did not consider that they were consulted on the design of the facility.</p> <p>Any swimming pool developments in the future should have a clarity on the purpose for what the pool is to serve. Clubs would not want to lose training pool capacity and a pool which they can run competitions from in the County would be good.</p> <p>Club Strategy year 2-4 priorities and actions in the planning stage.</p>






COUNTY SWIMMING ASSOCIATION – DURHAM AND NORTHUMBERLAND

5.18 Following initial discussions with regards the lack of a County competition venue for swimming with the Amateur Swimming Association who were contacted to ascertain the views of the County Swimming Association on the need for this facility within Northumberland. The following information was provided:

- **Approximately three of both Level 3 and Level 4 Club competitions take place in Northumberland.**
- **The facilities used for Level 3 competitions: Hexham – Wentworth Leisure Centre, Blyth Leisure Centre.**
- **Clubs run their own internal club competitions at pools in Morpeth, Alnwick, Ashington, Ponteland, Hexham and Blyth.**
- **Key issues with the facilities are seating capacity around poolside and spectators.**
- **Regional and County competitions are held at the Sunderland Aquatics Centre in Sunderland.**
- **A number of competitions take place outside Northumberland**

5.19 The opportunity to provide a competition level pool (8 lane, with appropriate seating) in the County would be there if any of the facility developments take place but there is no identified need with swim meets taking place outside of Northumberland either in Durham or

adjacent districts such as Sunderland, where the nearest 50m pool is located.





SUMMARY OF AQUA SPORTS CLUB VIEWS

5.20 A summary of feedback from sports clubs using swimming pool facilities is set out below. Detailed feedback is included at Appendix 4.

5.21 A questionnaire was sent to identified indoor sports clubs in Northumberland. Responses were received from the following aqua sports clubs:

- **Alnwick and District ASC**
- **Ponteland Runners (including Ponteland Tri)**
- **Tri Northumberland**
- **Ashington Swimming Club**
- **Blyth Lifeguard and Swimming Club**
- **Duchess's Canoe Club (British canoeing)**
- **Tweed Triathlon Club**
- **Morpeth Amateur Swimming Club**







5.22 Table 5.9 summarises the overall feedback received from clubs to the survey; the detailed survey analysis is in Appendix 4. Where there is no information against the Club in Table 5.11, the Club responded, but only provided basic information and made no specific comments.

Table 5.9: Summary of Sports Club Consultation – Aqua Sports


SPORTS CLUB	FACILITY	PRIORITIES FOR INVESTMENT	FURTHER COMMENTS	COMMENTS IN RELATION TO WIDER SPORT PROVISION
ALNWICK AND DISTRICT ASC	Willowburn	Even though we have lots of people on the waiting list we have no space available to increase the size of the club. To do so more pool time would be needed. Due to lack of available funding we have recently purchased replacement anti turbulence Lane ropes at a cost of £3000. We have also replaced diving blocks and are looking to buy a replacement timing system. These would have previously been funded by the pool as they are for the pools general use. The value for money has reduced due to recent changes. The monthly payment per dolphin to the pool no longer permits them to swim at other times than just dolphin sessions. No general swimming is included.		
PONTELAND RUNNERS (INCLUDING PONTELAND TRI)	Ponteland Leisure Centre	The leisure centre cannot give us any pool time during the week even though the pool is underutilised for most of the week. The cost of booking the pool has doubled in the past 2 years and is now at a level where the cost is prohibitive for community clubs to use. The leisure centre management is unhelpful in trying to accommodate pool time for our club	A lot of the staff at the centre are very unhelpful and uncooperative. The facilities are in a very bad state of repairs and the cleanliness is appalling.	As a triathlon club, we need to use tarmac surfaces to provide cycle coaching for children. With the new leisure facilities being built in Ponteland, it would be good to be consulted with respect to the new facilities and whether these will support the needs of the club both now and as the club continues to grow. A tarmac circuit in the facilities would provide excellent run and cycle




		even though there is growing demand for the sport.		facilities for the community as well as our club.
TRI NORTHUMBERLAND	Ashington Leisure Centre			
TRI NORTHUMBERLAND	Blyth Leisure Centre	Facility is generally in poor condition with regularly cold showers.		
ASHINGTON SWIMMING CLUB	Ashington Leisure Centre	Limited to 3 lanes due to public always having access to the pool. Lack of dry side for training - no studio space available gym limited to 14+ even for cardio training.		
BLYTH LIFEGUARD AND SWIMMING CLUB	Swimming pool	section for lifesaving requires dry land facilities for teaching resus water safety and first aid storage for 30 adult junior baby resus manikins to cover 40 people. and lifesaving sport requires extra lifesaving equipment storage for 20 manikins, 20 torpedo buoys, ASA galas storage for electronic timing pads, starting blocks anti wave lane markers, computer equipment. Beach Lifeguard HQ for voluntary beach lifeguard patrols first aid, lost children and training as well as storage for rescue equipment	Swimming club has been in existence since 1932. Request by the council when the Blyth pool opened to be the host swimming club providing lifesaving and swimming tuition to the general public. The club became very successful in lifesaving and train a number of elite athletes who compete in international lifesaving competitions and also gain employment within Active Northumberland through the club lifeguard training plan. Therefore, the facilities we have at the moment are very adequate for our sport. Meet the requirements of the ASA and RLSS governing	There is only one pool in Northumberland classified as a 25m short course sports pool which is Hexham due to its specification. Please ensure there will be a second pool to promote the sport of swimming and to ensure the on-going success of elite athletes in lifesaving in Blyth. Through ensuring a good design of a 25m 6 lane sports pool being the minimum standard with spectator availability for 100. A good moveable floor to allow access to deep water preferably 3 metres to allow manikin pick-ups to be practiced, allow access for sub aqua if required and canoeing, maximise shallow water available to increase income through learn to swim classes. There are high




			<p>bodies to hold short course competitions including spectators' facilities to support at galas.</p> <p>Please ensure ASA swimming competition requirements are not eliminated therefore reducing income to the new sports centre due to competition not being able to be run. The club brings £10000 income in pool hire per year. Also, over £20000 pool entry fees per year so please ensure adequate evening team changing area for children to cover child protection, with secure aquatic area that can be segregated for private event use</p>	numbers of young people in Blyth who cannot swim.
DUCHESS'S CLUB CANOEING)	CANOE (BRITISH	Willowburn Sports Centre	<p>The booking is done by a third party which often makes mistakes causing problems on the night. eg too many students for the session. I have sourced the equipment yet Willowburn have made all the profit nothing has been given back to the sessions. The Kayaking sessions are very popular some people are turned away maybe we could provide more sessions?</p>	
TWEED CLUB	TRIATHLON	Swan Centre	<p>equipment: big opportunity to improve the studio cycles. we use spinning during the winter but the data is limited. If the equipment was upgraded to wattbike for</p>	



		example it would be much improved and used more frequently		
MORPETH AMATEUR SWIMMING CLUB	Riverside Leisure Centre Morpeth	The pool is too small for the training requirements. We have to turn away members as it is too full to really train well	A replacement facility should really have been built 20 years ago, nothing could really be upgraded, a new facility is desperately required to stop people going elsewhere. Our best swimmers go to Newcastle clubs for better facilities and more training time.	







PARISH COUNCIL SURVEY

5.23 There were no specific swimming-related comments raised through consultation with the parish councils.

SPORT ENGLAND FACILITY PLANNING MODEL (FPM)

- 5.24 Strategic Leisure was provided with Sport England's Facilities Planning Model National Run (May 2016 report, based on January 2017 National Run data) for swimming pool provision in Northumberland.
- 5.25 The Sport England FPM report sets out an assessment of the current situation regarding sports hall supply, based on a population of 316,618. The key findings are summarised below. The full report can be accessed at Appendix 8. This includes all details of the FPM parameters and assumptions/exclusions.





SUMMARY OF FPM REPORT

21 individual swimming pools on thirteen sites in Northumberland in 2016. The total supply of water space available for public use is 3,641 sqm of water space.

The resident population of Northumberland in 2017 generates a demand for 3,235 sqm of water meaning there is a slight over supply of 406 sqm of water space.

Table 5.10: Summary of 2017 Supply and Demand Analysis

2017 DEMAND FOR POOLS SQM	2017 SUPPLY OF POOLS SQM	OVER SUPPLY (+) / UNDER SUPPLY (-) OF POOLS SQM	VISITS PER WEEK IN THE PEAK PERIOD (VPWPP) DEMANDED BY CURRENT POPULATION	VISITS PER WEEK IN THE PEAK PERIOD (VPWPP) SATISFIED	VISITS PER WEEK IN THE PEAK PERIOD (VPWPP) UNSATISFIED
3,235	3,641	+406 SQM	19,493	15,582	3,911


Swimming pool supply and the swimming offer in Northumberland is very extensive at 13 sqm per 1000 population. The North East Region average is 10 sqm of water per 1000 population.

In terms of neighbouring authorities Northumberland provision is higher than both Newcastle upon Tyne and County Durham but less than Cumbria and Lancashire.

Facilities are spread throughout the County with the sub area of Northumberland North having the greater number of pools with 9 of the 21 in this area and the South having just 5 pools. (Astley Community School, Blyth, Concordia and Ashington)

In 2017 some 85% of the total demand for swimming from Northumberland residents is being satisfied/met.

Residents use the nearest pool to where they live. In 2017, some 79.9% of the total 85% of the total Northumberland demand for swimming which is met is at a pool located in the County. This is a high level of retained demand, with nearly eight out of ten visits to a pool by a Northumberland resident, being to a pool located in the County.



Northumberland retains 13,226 of the 15,582 visits. 2,356 visits per week in the peak period are exported. This compares with 1,803 visits per week in the peak period. Northumberland is a net exporter of demand with more people travelling out of the county boundary for a swim than coming in.


In 2017 the facilities in Northumberland are used to 49% capacity suggesting that pools therefore should have spare capacity. However, the overall picture varies at individual sites. Two centres are modelled at capacity (Morpeth and New Ashington) while others are modelled as being busy (Blyth, Prudhoe and Ashington). A pool site used is considered busy on a pool site. This is within the Sport England pools full comfort level of 70%.

6.6% of unmet demand is due to lack of capacity. This is lower than the national average but higher than the north east average. Lack of capacity is greatest in Blyth (just 0.2%).

The average age of the sites are approx. 24 years old. The oldest pool site is at Blyth in the South East of Northumberland. This was built in 1967 but Ashington (Built 2015).

It should be noted that the FPM excludes Haltwhistle Pools (339sqm) but includes Amble Leisure (212 sqm), Ocean Club (400 sqm) and Slaley Hall (160 sqm). Haltwhistle Pools are accessible and the other 3 facilities have access limited to membership. The net effect of this reversal is minimal when taking in to account the fact that the FPM includes the 3 facilities.

5.26 Table 5.11 summarises the overall supply and demand analysis for swimming pools in Northumberland.







Table 5.11 Summary Analysis – Swimming Pool Supply and Demand

FACILITY TYPE	ASSESSMENT FINDINGS
SWIMMING POOLS	
QUANTITY	<ul style="list-style-type: none">• There are 23 swimming pools in the County, over 22 sites (main pools, learner pools, one leisure pool, and three lido)• 7 of these are strategic sized swimming pools i.e. 160 sqm+• All NCC swimming pools are 25m in length, except Concordia Leisure Centre; there is a 3 lane,25m area in the leisure pool however, which is not used <p>Supply and Demand Analysis</p> <p>Current Supply and Demand</p> <ul style="list-style-type: none">• The FPM identifies an over-supply of water space in the County around 306 sqm of water space. This is equivalent to approximately one 25m x 12.5m pool• Although there is what seems an over-supply of water space in Northumberland, it is important to highlight the following:<ul style="list-style-type: none">➤ There are pay and play community accessible swimming pools across the County which ensure that nearly all of the residents have access to a community accessible pool facility. The only catchment that isn't is Wooler.➤ Need to maintain the flexibility (Lifesaving, competitive swimming, sub aqua) and capability (spectator seating, galas) of the current swimming pools➤ Morpeth Swimming Club identify the need for more water space now and in the future➤ The ASA highlights that there is no pool in the County which is capable of hosting anything other than inter club galas. Although the current system there is insufficient spectator capacity for large events. Blyth pool hosts local galas and time trials.➤ Population growth will increase the demand for swimming provision, particularly in and around major conurbations and particularly in the south of the County <p>Future Demand</p> <ul style="list-style-type: none">• The population of Northumberland will increase from 2017 to 2031 by 3,169 (319,600 to 324,195).



- Using the Sport England Facility Calculator (SFC), it is possible to estimate overall future demand for provision of sports halls, swimming pools and other facilities. This will increase.
- Using the SFC provides a quantitative estimate of future need, but unlike the FPM the SFC model analysis does not identify specific locations, the nature and location of future housing development (where locations are known), local geography and accessibility, and critically the local needs that may have the potential to be addressed through facility extension, or refurbishment, as well as new build.
- Future demand will also need to reflect the current supply and demand analysis. Clearly, if there is under-supply of a specific facility type, this will be reflected in given population growth and increased levels of participation.

Table 5.12: Future Need for Swimming Pools in Northumberland

FACILITY TYPE	UNIT	LANES	SWIMMING POOLS	VISITS PER WEEK IN THE PEAK PERIOD
SWIMMING POOL	3,325.25 sqm	62.59	15.65	19,493


Other comments

Based on the 2017 population there is a current demand for 3,235 m² of water space. Based on this demand and a projected population of 2037, there will be a need for additional water spaces resulting in an over-supply of +315 m² based on current provision.


The challenging findings relate to the age of the pools, with an average age of the pool sites being 24 years.


It is evident there is a need in the medium term, to consider the future of the ageing pools at Blyth Sports Centre, Swan Centre for Leisure and those at Ponteland Leisure Centre and Riverside Leisure Centre. Morpeth (due to both age and capacity).

- There is no need to consider any changes to current levels of swimming pool provision to meet current and future demand, in fact current provision in some areas and potentially increasing in other areas if new build replacement facilities are being considered
- However, it should be recognised that in the future there will be a need to modernise the centres, or, based on age and condition it may be
- Blyth should be the priority for future refurbishment or rebuild due to its age and the current under supply of water space could offer the opportunity for additional water space in line with the identified met demand and lack of provision in the South East area. Other sites such as the Swan Centre for Leisure in the medium term due to their age along with the pool at Concordia Leisure Centre in the medium to long term. Replacement of the pool at Morpeth due to its age in the medium to long term but also due to its limited capacity to service the surrounding catchment in the medium term.



QUALITY	<ul style="list-style-type: none">• All NCC pools are in good condition, but Blyth Sports Centre pools are ageing. Blyth Sports Centre pool is 51 years old and was last refurbished in 2015. Ponteland Leisure Centre are also ageing and Riverside Leisure Centre, Morpeth is ageing as well as being too small to meet demand for a new Centre built in 2015.
ACCESSIBILITY	<ul style="list-style-type: none">• There are 25m x 6 lane pools in Ashington, Hexham, Alnwick and Blyth, and 25m x 5 lane pools in Berwick upon Tweed, Ponteland and Morpeth and Cramlington. There are nine learner pools in the County. The leisure water area at Concordia Leisure Centre includes an area for children's pools.• The majority of the residents in the County can access a pay and play accessible sports hall within a 20 minute drivetime; areas outside the County have swimming pools in neighbouring local authority areas. Those in the south of the County have access to pools in the Newcastle conurbation and pools in Scotland which may be perceived as being of a better quality (ie: Berwick upon Tweed and the Scottish Borders).• The only significant conurbation outside a 20-minute drive time to a community accessible pool in the County is Wooler. Although not a swimming facility.
AVAILABILITY	<ul style="list-style-type: none">• There are 21 community accessible swimming pools in the County, all providing provide pay and play access. Given the population is a large one, pools wherever possible, to facilitate local participation opportunities in swimming.• In terms of used capacity, Riverside Leisure Centre, Morpeth and New Ashington Leisure Centre are the busiest pool facilities (the FPR Prudhoe Waterworld and Astley Community High School in Seaton Delaval are modelled as having a busy capacity).






HEALTH AND FITNESS FACILITIES

CONSULTATION

5.27 Consultation did not identify any specific issues or needs for future provision of health and fitness facilities from schools, parish councils or NGBs. Three sports clubs highlighted the need for potential future development of facilities as follows:

Table 5.12: Health and Fitness Facilities Sports Clubs responses

SPORTS CLUB	FACILITY	PRIORITIES FOR INVESTMENT	FURTHER COMMENTS	COMMENTS IN RELATION TO WIDER SPORT PROVISION
EMPIRE SCHOOL OF BOXING	Empire Gym Cowpen Road, Blyth	We would like to take more less abled people in but we need to upgrade the facilities to allow this to happen	We have bag areas two sparring rings and a very experienced coaching team who produce national champions every year	We are a progressive sports science boxing club who looks at the latest physiological development and apply them to our boxers. I think better sporting facilities in Blyth would help.
ASHINGTON SWIMMING CLUB	Ashington Leisure Centre	Lack of dry side for training - no studio space available gym limited to 14+ even for cardio training.		
PARKHEAD WEIGHTLIFTING CLUB	Ashington Hirst Welfare	Short of space at peak periods		
GLENDALE AMATEUR BOXING AND FITNESS CLUB	Glendale Community Middle School	We use two parts of the school. The school gym is adequate in every respect. The autonomous boxing gym we use has limited space for growth and we need to invest to build an extension unit. We have to provide value for money in order that we are accessible to everybody wishing to take part and also as we seek funding for some projects. A good floor is key to most of our activities - the boxing gym flooring is expensive.	The only reason we would not recommend it is because further use by other groups might compromise our use of it and therefore the sustainability of our club.	Northumberland Sport are a credit to the sports industry and without them we would not be a club. Anybody thinking of setting up any sport provision in Northumberland should seek their advice and guidance.

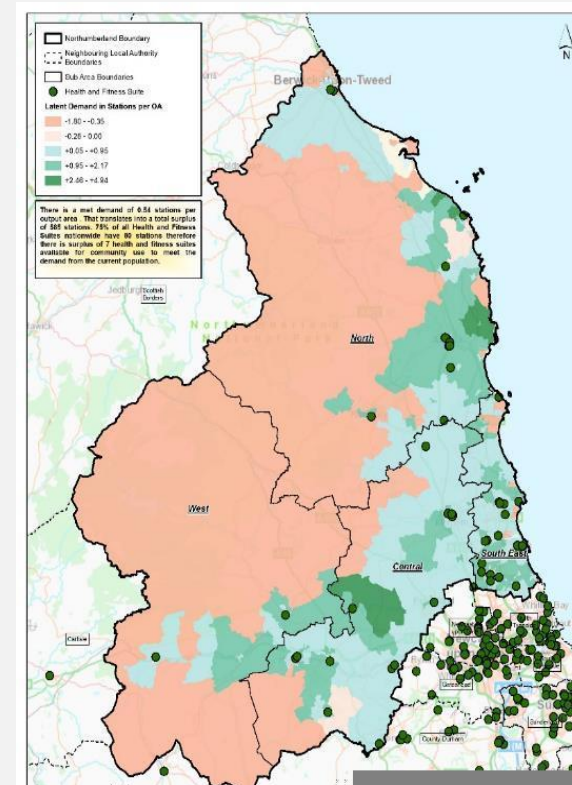



SUPPLY AND DEMAND ANALYSIS

Table 5.13: Summary Analysis – Health and Fitness Supply and Demand


FACILITY TYPE	ASSESSMENT FINDINGS
HEALTH AND FITNESS (FITNESS SUITES AND STUDIOS)	
QUANTITY	<p>There are 57 fitness suites in the County, with a total of 1,767 fitness stations. NCC facilities provide 36.5% of all fitness stations in the County. NCC plans to increase fitness provision at four centres: Riverside Leisure Centre, Morpeth; Swan Centre, Berwick, Ponteland Leisure Centre and Blyth Sports Centre.</p> <p>There are 41 studios in the County, 12 of which are pay and play community accessible.</p> <p>Supply and Demand Analysis</p> <p>Current Supply and Demand</p> <p>Based on there being 867 pay and play community accessible fitness stations in Northumberland, there is a current under-supply of -242 stations, given demand is for 1,109 fitness stations (See Appendix 12). In reality, given there is some commercial provision in the area and the fact that it is a similar cost to local authority facilities, there will be people using the commercial health and fitness facilities. Therefore, under-supply is likely to be less than -242 stations.</p> <p>However, what this does highlight is that there is a need to ensure there is more pay and play community accessible and affordable fitness stations in the County.</p> <p>Map 5.1 illustrates the supply and demand analysis for fitness stations in the County. Although this map is predicated on slightly different assumptions to those used in Appendices 12 and 13 (these use the 15+ population of the County), essentially the same picture emerges i.e. there is some unmet demand for fitness provision across the County. The dark green area is that with highest demand i.e. the North and Central service areas, close to Alnwick and Ponteland.</p>

Map 5.1 Latent Demand for Fitness Stations in Northumberland







	<p>Future Demand</p> <p>Future demand for pay and play community accessible fitness stations is calculated at 1,125 fitness stations (See Appendix 13). Based on current provision of 867 pay and play community accessible fitness stations this means there would be an under-supply of -258 stations by 2031, assuming no new facilities are opened, and no facilities close.</p> <p>Given the identified unmet demand, there is potential to look at addressing the need for additional fitness stations in a number of ways. These but could include:</p> <ul style="list-style-type: none">● Extension of existing fitness facilities● Development of new facilities● Provision of green gyms, particularly in the rural areas, and sited in locations which can be easily accessed/where there is e.g. already an informal indoor space, or existing children's play equipment (clearly use of green gyms is weather dependent so is not a total solution to unmet demand for fitness provision)● Providing fitness equipment (circa 5-6 stations) in village/community halls to provide more local participative opportunities, particularly in more rural communities. Users would need to undergo an induction, as with any fitness facilities, but could then use provision at a very local level.
QUALITY	<p>All NCC fitness suite facilities are rated as good/excellent. Commercial facilities are also good quality.</p> <p>NCC studios are generally rated as good/excellent. The commercial facilities would also be good quality.</p>
ACCESSIBILITY	<p>Fitness Suites are located across the County; all major conurbations have a community accessible fitness suite. There are a number of commercial fitness facilities, but no big commercial chains, which provide for at least some of the Northumberland community.</p> <p>The vast majority of the County's residents have access to a pay and play community accessible fitness suite and a studio within a 20 minute drivetime.</p>
AVAILABILITY	<p>There is community pay and play access to fitness suites during the day, as well as evenings and weekends, in all major conurbations. There are also a number of education SLAs in place for facilities including fitness suites, but this does not significantly reduce, or impact on, community pay and play access.</p>



The studio fitness facilities are available during the day, evening and weekends





SQUASH

CONSULTATION

PARISH COUNCILS AND SCHOOLS' CONSULTATION

5.28 Consultation undertaken with schools and parish councils did not identify any specific needs for/comments on, squash court provision.

NGB CONSULTATION


5.29 England Squash and Racketball was contacted and the response received is detailed below:

SPORTS CLUB CONSULTATION


5.30 A questionnaire was sent to identified indoor squash clubs in Northumberland. There was no response received from Squash clubs.

Table 5.14: Summary Analysis – Squash Courts Supply and Demand

FACILITY TYPE	ASSESSMENT FINDINGS
SQUASH COURTS	
QUANTITY	<ul style="list-style-type: none">• There are 23 squash courts (11 facilities) in Northumberland.• Of these 23 courts, 7 are glass back courts (2 Albemarle Barracks, 1 Alnwick Squash Club, 3 Concordia Leisure Centre and 1 Swan Leisure Centre). <p>Future Demand</p> <ul style="list-style-type: none">• There is no specific methodology for assessing the current and future need for squash courts. Overall participation in squash is falling at national level, but the leagues in local areas remain strong.• Competitive squash is predominantly now played in clubs, from a club facility.• Current supply of squash courts is sufficient to meet current and future demand.



QUALITY	<ul style="list-style-type: none">• The quality of the existing courts is average to good; all existing courts are ageing, as a large number (14) were built in the 1970's and the majority on or before 1990.
ACCESSIBILITY	<ul style="list-style-type: none">• Geographical distribution of squash courts shows that the majority of existing squash courts are located in and around the main areas of population in the County.• Courts are distributed evenly throughout the County
AVAILABILITY	<ul style="list-style-type: none">• There are 8 pay and play community accessible squash courts located in Leisure Centres. The rest of the courts are located either in sports clubs and require membership for use or with limited access on school sites. Four (MOD facility) courts are for private use only



INDOOR BOWLS

CONSULTATION


PARISH AND SCHOOLS' CONSULTATION

5.31 Consultation feedback from schools and parish councils did not identify any specific issues regarding indoor bowls.

NGB CONSULTATION

Table 5.15: Summary of NGB Response

NGB	CURRENT FOCUS	FUTURE FOCUS/PRIORITIES	ADDITIONAL COMMENTS
INDOOR BOWLS (EIBA)	There is only one purpose built indoor bowls facility in the County.	<p>The Population figures provided by the Sport England "Local Sport Profile Tool" indicate that the older population (55+) will increase in the next few years.</p> <p>As such there is a need for an "Indoor Bowls facility" within the Northumberland County Council area.</p> <p>EIBA Objectives 2013-2017</p> <ul style="list-style-type: none">• A growth in participation across the adult population in local Communities. Targeted work to increase Female participation• A growth in participation in the 14-25 age range, plus working with Primary Schools (Year 3 and 4 – age 7 to 9)• The provision of an excellent sporting experience for new and existing participants• A growth in Indoor Bowls participation by people who have disabilities <p>Running alongside our work is the Sport England Funded Development work provided jointly by the Indoor NGB (EIBA);</p> <p>Outdoor NGB (Bowls England) and the "Bowls Development Alliance" (BDA). Each NGB has two Directors on the Board of BDA.</p>	<p>The two Bowls NGB's and BDA are currently in discussion with Sport England with regards to Funding for 2017-21.</p> <p>Sport England has just advised that "Bowls" will receive £1,628,512 for the next four years to help us to keep more people playing the sport well into later life.</p> <p>In the new Play Bowls Strategy 2017 - 2021 strategy, delivery of which will commence in April, there will be a real focus on supporting clubs to not only recruit more members but to help them to sustain membership and to make bowls clubs somewhere people want to spend their leisure time.</p>



BDA work is summarised as follows:

- The plan focuses on working in identified Hot Spot areas where there is both a high density of those 55 years and over and a proven latent demand for bowls.
- The Plan concentrates on the following areas:
- a growth in participation across the adult population (55+) an excellent sporting experience for existing participants to keep them playing Indoor Bowls a growth in participation of those who have disabilities

SPORTS CLUB CONSULTATION

5.32 A questionnaire was sent to identified bowls clubs in Northumberland and the Northumberland Bowls Association. No responses were received from clubs but the Bowls Association identified the following

- Until recent years we had 3 indoor clubs in Northumberland – Hexham, Concordia in Cramlington and Ashington. Each of these was housed in a Leisure Centre in the respective town.
- The club at Berwick tends to affiliate with Bowls Scotland.
- Commentary provided on the closure of Cramlington Indoor Bowls. The views expressed concerns over the consultation process and that the club membership was sizable at 285.
- Suggestions made that an alternative building might be found to develop a bowling centre, although club not sure of the feasibility but understand no further investigation was undertaken.
- Some Club members have relocated to Clubs in North Tyneside and Newcastle




Table 5.16: Summary Analysis – Indoor Bowls Supply and Demand

FACILITY TYPE		ASSESSMENT FINDINGS		
INDOOR BOWLS				
QUANTITY	<ul style="list-style-type: none">There is 1 indoor bowls facility in the north of the County, based at the Swan Centre in Berwick. There are indoor bowls facilities located just across the County's southern border at Westerhope Bowls Club. Access to these facilities is difficult for those residents living in the Central section of the County.Using the SFC, the level of provision to meet current need (2017) is:			
	Table 5.17: Summary of Provision Levels/Access to Provision Levels required by 2017 Population – Indoor Bowls			
	FACILITY TYPE	RINKS	CENTRES (BASED ON A 4 RINK CENTRE)	VISITS PER WEEK IN THE PEAK PERIOD
	INDOOR BOWLS FACILITIES	27.80 rinks	4.63	4,366
	Future Demand			
	<ul style="list-style-type: none">Northumberland has an ageing population.Although bowls is not just played by older people, they do make up a significant element of the participation base. Bowls is a great physical activity and sport, and also an opportunity for social interaction. It is therefore an important activity to maintain in the County, both for its health benefits, but for those living in the rural areas, particularly on their own, it can also help to address social isolation.Currently there would appear to be insufficient bowling greens to meet demand. It is clear that there is a need to invest in facilities to support participation, particularly for older people.Population increases to 2031 will be greatest in and around the South East service area and market towns.The growth in the number of older people is likely to increase demand for participation in activities like bowls, both for purposes of physical activity, but also socialisation.On the basis of the population growth to 2031, there will be a need to provide/facilitate access to:			





Table 5.18: Summary of Provision Levels/Access to Provision Levels required by 2031 Population – Indoor Bowls

FACILITY TYPE	RINKS	CENTRES (BASED ON A 4 RINK CENTRE)	VISITS PER WEEK IN THE PEAK PERIOD
INDOOR BOWLS FACILITIES	28.20 rinks	4.70	4,398

- The NGB's view is that there is insufficient provision of indoor bowls facilities in the County to meet both current and future demand.
 - There is a need to provide purpose built indoor bowls facilities in the County at this time and to meet future demand.
- | | |
|----------------------|--|
| QUALITY | <ul style="list-style-type: none">• One dedicated indoor bowls facility in existence, of good quality. |
| ACCESSIBILITY | <ul style="list-style-type: none">• One dedicated indoor bowls facility in existence, based in the far North of the County and not within easy reach by the majority of the County's population. |
| AVAILABILITY | <ul style="list-style-type: none">• One dedicated indoor bowls facility in existence in the County. There are several outdoor bowling greens in the County, where clubs are active. |



ATHLETICS

CONSULTATION


PARISH AND SCHOOLS' CONSULTATION

5.33 Consultation feedback from schools and parish councils did not identify any specific issues regarding athletics tracks.

NGB CONSULTATION

Table 5.19: Summary of NGB Response

NGB	CURRENT FOCUS	FUTURE FOCUS/PRIORITIES
ENGLAND ATHLETICS	<p>For a general overview of our ambitions and guidance around facilities as an NGB in partnership with UK Athletics</p> <p>A national perspective on what we feel are the needs of the sport in relation to facilities, broadly speaking linked to:</p> <ul style="list-style-type: none">• Maintaining and preserving existing facility stock.• Supporting clubs and community groups with facility viability plans and where appropriate guidance around asset transfers.• Support the development of compact facilities creating a Hub-and-Spoke model of facility usage across club networks. <p>Advise and offer guidance to partners looking to develop marked running routes linked to an increase in participation in running.</p>	<p>We are also going through a consultation of our own about a proposed restructure following our recent settlement from Sport England so at present everyone is otherwise engaged in that process.</p>




SUMMARY OF SPORTS CLUB VIEWS

5.34 A questionnaire was sent to identified indoor sports clubs in Northumberland. Responses were received from the following athletics/running clubs:

- **Blyth Running Club**
- **Tynedale Harriers**
- **Blyth Running Club**
- **Blyth High Jump Academy**
- **Alnwick Harriers**

5.35 Table 5.20 summarises the overall feedback received from clubs to the survey; the detailed survey analysis is in Appendix 4. Where there is no information against the Club in Table 5.20, the Club responded, but only provided basic information and made no specific comments.








Table 5.20: Summary of Sports Club Consultation – Athletics/Running Clubs

CLUB	FACILITY TYPE	FACILITY	PRIORITIES FOR INVESTMENT	FURTHER COMMENTS	COMMENTS IN RELATION TO WIDER SPORT PROVISION
BLYTH RUNNING CLUB	Running Track				
TYNEDALE HARRIERS	Running Track	Wentworth running track			
BLYTH RUNNING CLUB	School Playing Fields	Bede Sports Centre			As an athletics club we use Sports Centre as our base, lack of bar facilities means most members go elsewhere after training. Facilities have not been upgraded or modernised for a few years and the building looks old. Ideally we would like a track with changing facilities built in the area
BLYTH HIGH JUMP ACADEMY	Sports Halls	Bede Academy Sports Hall	The main limitation we have is that we would prefer to train on a synthetic athletics track surface to enable the use of spiked shoes, to replicate competition conditions. I appreciate this is not a realistic proposition though.		
ALNWICK HARRIERS	Sports Halls, Running Track	Lindisfarne sports hall	As of September, the junior section of the club will have to shut if new facilities cannot be found. Alnwick town needs a running track.	there has been no club involvement in the decision to get rid of Lindisfarne or the dropping of the plans to include a running track in Alnwick	Alnwick harriers are willing to put time and energy in to getting a running track for the area. We have been fighting for this for 8 years but have been blocked at every opportunity such as the new high school being built, the new football and rugby facilities provided.








Table 5.21: Summary Analysis – Athletics Facilities Supply and Demand

FACILITY TYPE	ASSESSMENT FINDINGS
ATHLETICS	
QUANTITY	<ul style="list-style-type: none">There are 4 existing athletics tracks in the County, 2 synthetic and 2 cinder tracks. Within the Tyne and Wear CSP area, which borders the County, there are athletics tracks in Newcastle and Gateshead. Access to these facilities in neighbouring areas is relatively easy; the local population is mobile and the majority of residents have access to a car. <p>Future Demand</p> <ul style="list-style-type: none">Given the nature of the area, and the available access to the 'great outdoors', running (informally) is a key sport in the County, and clearly, an important activity for many local residents, including young people.There is clearly the opportunity to develop safe running routes in the County, and these initiatives would be supported by the NGB. There is potential, given the identified needs for similar provision investment into routeways.
QUALITY	<ul style="list-style-type: none">There are 4 existing athletics tracks in the County, generally of a reasonable to good standard.
ACCESSIBILITY	<ul style="list-style-type: none">Of the 4 existing athletics tracks in the County, all are located in the South East and Central service areas. There are none located in the West or North service areas. It could be argued that the facility at Wentworth Leisure Centre in Hexham services both the Central and West service areas due to it being located in the far west of the Central service area, but the North service areas is poorly served with a long distance drive required to the nearest County facility
AVAILABILITY	<ul style="list-style-type: none">Of the 4 existing athletics tracks in the County, 3 are located on education sites with only 1 at Wentworth leisure Centre in Hexham providing pay and play and daytime usage.





TENNIS

CONSULTATION

PARISH AND SCHOOLS' CONSULTATION

5.36 Consultation feedback from schools and parish councils did not identify any specific issues regarding tennis facilities.

NGB CONSULTATION


5.37 The NGB were contacted but no response was forthcoming


SUMMARY OF SPORTS CLUB VIEWS

5.38 A questionnaire was sent to identified indoor sports clubs in Northumberland. No responses were received from tennis clubs:

Table 5.22: Summary Analysis –Tennis Facilities Supply and Demand

FACILITY TYPE	ASSESSMENT FINDINGS
TENNIS	
QUANTITY	<ul style="list-style-type: none">There are currently no indoor tennis facilities in the County. There are indoor tennis facilities in the North of Newcastle area being the nearest provision <p>Future Demand</p> <ul style="list-style-type: none">It is clear from the number of clubs in the County that there is interest in tennis in the County and therefore an implied need to improve existing outdoor facilities but no strategic need has been identified for indoor provision.
QUALITY	<ul style="list-style-type: none">There are no existing indoor tennis courts in the County.
ACCESSIBILITY	<ul style="list-style-type: none">There are no existing indoor tennis courts in the County.
AVAILABILITY	<ul style="list-style-type: none">There are no existing indoor tennis courts in the County.





6. PENULTIMATE STAGE - APPLYING THE ASSESSMENT ANALYSIS

INTRODUCTION

CONSULTATION WITH NEIGHBOURING LOCAL AUTHORITIES AND STAKEHOLDERS

- 6.1 In determining the nature, level and location of sports facility provision required for the future in Northumberland, it is also important to be aware of how neighbouring local authorities are planning for the future. Given that communities use sports facilities in areas other than where they live, the development of new or improved provision can impact significantly on both participation levels and capacity cross-boundary.
- 6.2 Neighbouring local authorities provide sport and leisure facilities, some of which e.g. Newcastle, Gateshead, North Tyneside and the Scottish Borders are very close to the North and South County borders. The mobility of the majority of the residents in the County (car ownership is 78%) also means that facilities in neighbouring areas are accessible.
- 6.3 Based on the consultation feedback and informed by the FPM, it does seem however, that residents (except those in the south, close to the border with Newcastle, Gateshead and North Tyneside, and those on the border with Scotland in the north), tend to use the facilities in the County. Northumberland's sports halls are modelled at just 48% which is lower than all comparators except Cumbria. Individually sites modelled at or close to capacity include Morpeth Riverside (98% - although it should be noted that current operational data has this nearer an average of 50%) and Prudhoe (100%) while some sites - Newbiggin, Ashington Community High School - are modelled as being "Busy". In 2017, some 84.90% of the total 79.9% of the total Northumberland demand for swimming which is met/satisfied, is by a Northumberland resident using a pool located in the County. This is a high level of retained demand, with over eight out of ten visits to a pool by a Northumberland resident, being to a pool located in the County. When considering the South East service area overall satisfied demand rises to nearly 90% (**Source: Sport England FPM October 2017 report, swimming**).
- 6.4 Table 6.1 summarises the consultation undertaken with neighbouring local authorities to inform this Strategy. All neighbouring local authorities were contacted and sent a short survey; follow up contact was made to encourage responses, but no direct responses were received, despite chasing. Information summarised below is therefore based on SLL's own local knowledge, and research.





Table 6.1: Summary of Neighbouring Local Authorities' Consultation

LOCAL AUTHORITY	COMMENTS
NEWCASTLE CITY COUNCIL	<p>Within Newcastle City Council's Indoor Built Facility Assessment Report (March 2015) it highlights in relation to swimming pools, that Newcastle has a small deficit of water space. Regarding sports halls, the city has a good level of provision across a range of sectors, with halls distributed in such a way that there are very few populated areas that are not within reach of a hall.</p> <p>Health and fitness facilities across the city are plentiful and any new facilities should only be considered as part of a larger offer and located to support health providers alongside additional services and sporting opportunities. The overall conclusion is that no new facilities are required in the foreseeable future.</p>
NORTH TYNESIDE COUNCIL	<p>North Tyneside Council does not appear to have a sports facilities strategy, but recently adopted a new Playing Pitch Strategy, to run to 2025</p>
GATESHEAD COUNCIL	<p>Gateshead Council's Indoor Sports Facilities Strategy and Action Plan (2016 – 2026) states that there has been significant investment in the sports hall stock within the Council managed and school facilities.</p> <p>Although Gateshead has a shortfall in swimming provision it should firstly develop an improved approach to the management of its existing stock before considering whether or not there is a need to provide an additional pool to accommodate increased demand from the rise in population.</p> <p>When comparing the number of community accessible stations currently available (1,559) even future population growth indicates that the current number of stations will meet demand from the population. Considering the recent (£45 million) investment in community sports facilities by Gateshead Council it is unlikely that the Council will undertake any additional investment in its community infrastructure; therefore, the focus will be making most efficient and effective use of the current stock.</p>
CARLISLE CITY COUNCIL	<p>The City Council's Sports Facilities Strategy 2013-2025 is a framework for the development of indoor facilities across the city and has been designed and developed to support and enable the Sport and Physical Activity Strategy. The strategy focuses on three key areas:</p> <p><u>Sports halls:</u> Lower levels of supply which cannot meet continuing demand – based on predicted population growth, this trend is set to increase. Shortage of consistently available space due to dual use of The Sands Centre. This means that there is a demonstrated need for additional hall space.</p> <p><u>Swimming pools:</u> Supply of swimming pools is currently meeting demand; however, issues exist around the level of pool space available for community use, along with the "unwelcoming and dated nature of The Pools". With this in mind, the strategy notes</p>




	<p>that there is demonstrable need for a new eight lane pool and new teaching pool.</p> <p><u>Health and fitness:</u> The strategy states that more needs to be done to meet the needs of more deprived communities in terms of health and fitness, and to improve the overall quality of fitness provision in the district. This means that there is demonstrable need to improve the offer.</p> <p>Any future development is unlikely to impact on Northumberland due to the rural nature of the Carlisle area which surrounds the Northumberland Border</p>
EDEN DISTRICT COUNCIL	Eden District Council does not appear to have a sports facilities strategy.
DURHAM COUNTY COUNCIL	The 2016-19 service plan states that the Council is currently developing its sports facility strategy which will review Culture and Sport's built facility stock and develop a future model for a sustainable approach.
SCOTTISH BORDERS COUNCIL	Scottish Borders Facilities and Pitches Strategy 2011 states the need to maintain the current level of Swimming Pool provision and work with partners towards the provision of a quality multi-sport Games Hall within each cluster area required in the Borders.

- 6.5 It is clear from the above that there would be minimal impact for Northumberland residents due to the fact that there is no planned significant development of any new facilities in neighbouring authority areas.
- 6.6 Consultation with various NCC officers identifies the following planned facility developments in the County, which will provide new and extended participation opportunities and could offer opportunity to address any identified issues in relation to future facility provision:

PROPOSALS FOR FUTURE FACILITY DEVELOPMENT

- 6.7 As part of a fit for purpose assessment, NCC has recently invested heavily in new sports facilities and have plans for future improvement of its facility portfolio. Recent developments have included the New Ashington Leisure Centre,
- 6.8 Further new facility developments to replace existing provision have been identified as a priority and these are as follows:
- **Morpeth (To replace the existing Riverside Leisure Centre)**
 - **Blyth (To replace Blyth Sports Centre)**
 - **Berwick (To replace the Swan Centre for Leisure)**
 - **Ponteland (To replace Ponteland Leisure Centre)**



6.9 The following are the proposed indoor facility mixes being considered by NCC for inclusion in each facility and informed by public consultation:





Table 6.2: NCC proposals for future facility development/replacement

FACILITY	MORPETH	BERWICK	BLYTH	PONTELAND
MINIMUM CORE PROPOSED FACILITY MIX	6 lane, 25m pool (movable floor)	6 lane, 25m pool (movable floor)	6 lane, 25m pool (movable floor)	6 lane, 25m pool (movable floor)
	Learner Pool (movable floor)	Sports Hall (4 court)	Learner Pool (movable floor)	Learner Pool (movable floor) + Aquatic Toddler Play Area
	Sports Hall (4 court)	Fitness Suite (100 stations)	Fitness Suite (100 stations)	Fitness Suite (100 stations)
	Fitness Suite (100 stations)	Fitness studios (2)	Fitness studios (2)	Fitness studios (2)
	Fitness studios (2)	Spinning studio	Spinning studio	Spinning studio
	Spinning studio	Soft play	Soft play	Soft Play (three tier)
	Soft play	Café	Cafe	Sports Hall (4 court)
	Café	Changing and ancillary	Changing and ancillary	Changing and ancillary
	Changing and ancillary	Ten pin bowling		Clip and Climb (16 challenges)
	Library	Clip n climb		Library
	200 seat theatre			Sports Bar
POTENTIAL ADDITIONAL FACILITIES	Spa	Learner Pool (movable floor)	Sports Hall (4 court)	Spa
		Leisure Water (Flume / Waves / Lazy River)	Spa	
		Flow Rider		
		Spa		



6.10 The final facility mixes for each proposed new leisure centre have not yet been decided and the NCC capital programme is currently being reviewed following the local elections in May 2017 and subsequent change in administration and senior management structure. It is anticipated that the capital programme will be finalised towards the middle to end of 2018. Whatever the outcome of this process is, this strategy can help to inform the core facility requirements for each of the three proposed centres in relation to the amount and type of swimming pool water and the size of the sports hall. Commentary is also provided on proposals for fitness suites and studios. It will be important when deciding any potential new facility developments to consider the increase or decrease of provision by sub area and the likely impact on existing provision in each sub area being considered for new/replacement facilities.

HEALTH AND WELL BEING – PHYSICAL ACTIVITY

6.11 Northumberland Clinical Commissioning Group (CCG) has priorities in its 5-year strategy outlined in the 2015/16 commissioning plan which focus on the following:

- **Focusing on tackling some of the main causes of health problems in the county**
- **Targeting at risk individuals**
- **Partnership working to improve the health and wellbeing of local people**
- **Working to improve the lives of people with long term health conditions and the social inclusion of disabled people**

6.12 Consultation was carried out as part of this study with a number of organisations and groups who have an interest in health and wellbeing and Table 6.3 provides a summary of health and wellbeing priorities.





Table 6.3: Summary of Health and Wellbeing priorities

<p>CCG</p>	<p>Northumberland's Health and Wellbeing Board Vision for 2018/19 is to create a culture that allows the aspirations of residents and communities to be fulfilled by improving how health and social care and other public services work in a joined up way. Northumberland's Health and Wellbeing Board has adopted a strategy based on five key priorities:</p> <ol style="list-style-type: none"> 1. Targeting children and families who might be at risk of not achieving their full potential 2. Focusing on tackling some of the main causes of health problems in the county 3. Supporting people with long term conditions to be independent and have control 4. Making sure that all public services support the independence and social inclusion of disabled people and people with long term health conditions 5. Making sure that all partners work well together and are clear about what they themselves need to do to help improve the health and wellbeing of local people <p>The Clinical Commissioning Group (CCG) commissioning plan, which encompasses system wide aspirations to fully integrate health and care services across the county, has been considered and endorsed by the Health and Wellbeing Board. The CCG report progress in our overall direction of travel as well as in individual programmes of work to the Board.</p>
<p>NORTHUMBERLAND COUNTY COUNCIL</p>	<p>Health and Well Being</p> <p>Aim: to ensure that everyone has the opportunity to lead healthy, independent lives for as long as possible and to safeguard our most vulnerable residents in a way that maintains their dignity and confidence.</p> <p>To achieve this, NCC will use all the levers available to them, including new public health powers, to deliver integrated, well-managed, and targeted services to allow all residents to access the support they are entitled to.</p> <p>Actions:</p> <p>NCC will promote public health and wellbeing in the community by, investing in early intervention and prevention activities</p> <p>NCC will support non-health based organisations to understand their contribution to creating health and wellbeing gain</p> <p>NCC will also encourage lifestyles that result in low levels of obesity – with individuals actively participating in sport, leisure and cultural activities and following healthy diets. This will include offering additional support and treatment to those who need it.</p>

**NORTHUMBERLAND SPORT**


Work with NCC on health and wellbeing programmes

FUTURE FACILITY PROVISION


6.13 From the supply and demand analysis, the following facility provision is needed in Northumberland to 2031:

Table 6.4: Priorities for Future Provision of Sport and Leisure Facilities in Northumberland


PLANNING IMPACT	FACILITY TYPE	CURRENT NEED	FUTURE NEED	OPTIONS TO ADDRESS IDENTIFIED NEED
SPORTS HALLS				
PROVIDE	Sports halls	None a current over supply of +31.80 badminton courts (2017)	None a projected over supply of 30.56 badminton courts by 2031	There is a need to maintain the quality of existing provision, to ensure existing participation levels are retained as a minimum, and where possible, grow. There could be the opportunity when considering the replacement of ageing facilities (as highlighted within this section) to assess on an individual project basis the need for sports hall provision where there are sufficient other available sports halls in the 20-minute catchment used. It is likely that planned developments in Berwick upon Tweed, Morpeth and Ponteland would not be in a position to do this but the proposed Blyth Sports Centre replacement facility (which currently has an 8 court sports hall) could be considered for a reduction in the number of courts to 4 courts or less.
ENHANCE	Sports halls			Increased community (club and pay and play) access to existing sports halls on education sites which could facilitate changes to existing facility mixes under proposals for replacement (as outlined above)
SWIMMING POOLS				
PROTECT	Swimming Pools	None a current over supply of 406 sqm of water space (2017)	None a projected over supply of 315 sqm by 2031.	Replace ageing facilities: Blyth Sports Centre is the priority pool for replacement in the short to medium term, as the oldest in the County. Riverside Leisure Centre, Morpeth; Ponteland Leisure Centre and the Swan Centre for Leisure, Berwick upon Tweed are a priority for replacement in the medium term. The FPM identifies the need for more water space in the South East




				<p>service area and the proposed replacement facility in Blyth would help alleviate some of this unmet demand but not entirely given the coastal location in relation to the unmet demand spread across the South East of the County.</p> <p>Any future water space should be considered carefully in relation to this unmet demand.</p> <p>The resident club at Blyth has clearly articulated the requirement to retain existing pool capability to allow as many aqua activities as possible to take place.</p>
ENHANCE	Swimming Pools			<p>If NCC wish to consider the provision of a competition pool in the County then Blyth should be considered ahead of any other potential facility replacement sites.</p> <p>Even though there is a clearly identified need for more water space in Morpeth (through club and previous customer feedback) and the potential for the town to have a county central competition venue as part of any redevelopment of Riverside Leisure Centre there is no requirement for nearly doubling the existing water space in Morpeth.</p>
HEALTH AND FITNESS				
PROVIDE	Fitness Suites	Under supply of -242 fitness stations	Under supply of -255 fitness stations	<p>Increase existing levels of pay and play provision through the proposals for the replacement of four of NCC's facilities which has the potential to add up to 200 new fitness stations. The remainder would be provided through a combination of new private health and fitness provision and local community provision.</p>
PROVIDE	Fitness Suites			<p>Consider areas of most identified demand that wouldn't potentially be enhanced by replacement proposals and consider how this demand could be met. The only area identified that wouldn't be covered by this is demand for additional stations is in the Alnwick area. Consideration should be given as to whether the existing offer at Willowburn Sports Centre, Alnwick could be enhanced with additional stations.</p>



				Consider provision of fitness stations in community /village halls to increase supply and local access.
SQUASH COURTS				
PROTECT	Squash Courts	Retain existing provision No strategic need identified	Retain existing provision No strategic need identified	There is a need to maintain the quality of existing provision, to ensure existing participation levels are retained as a minimum, and where possible, grow.
INDOOR BOWLS				
PROTECT	Indoor Bowls	Under supply of -27.80 rinks (2017)	Under supply of -28.20 rinks by 2031	Protect existing provision in Berwick upon Tweed (4 rink) .
ENHANCE	Indoor Bowls			In addition to provision in neighbouring authorities in the south of the County consider in conjunction with England Bowls how to address the under supply in the County.
ATHLETICS/RUNNING				
PROTECT	Athletics	Retain existing provision.	Retain existing provision.	
PROVIDE		Running trails/tracks and infrastructure to facilitate the continued growth of this sport in the County.	Running trails/tracks and infrastructure to facilitate the continued growth of this sport in the County.	Development of safe running trails/routes; these could be 'shared' with walkers and to a certain extent, cyclists. Consider the need identified for track provision in Alnwick as highlighted in club consultation
INDOOR TENNIS				
PROVIDE	Indoor Tennis Courts	No existing provision No strategic need identified	No existing provision. No strategic need identified	






PROPOSALS FOR FUTURE FACILITY DEVELOPMENT


6.14 When considering NCC's proposals for future facility development in Morpeth (To replace the existing Riverside Leisure Centre); Berwick upon Tweed (To replace the Swan Centre for Leisure); Blyth (To replace Blyth Sports Centre) and Ponteland (To replace Ponteland Leisure Centre) and taking into account the future facility need above then the strategy helps to inform and confirm future facility requirements with regards these proposals in relation to core facility mix are as follows:


Table 6.5: Future facility development - strategy confirmed core facility mix proposals

FACILITY	MORPETH	BERWICK UPON TWEED	BLYTH	PONTELAND
CORE FACILITY MIX	As per table 6.2 with no requirement to increase main pool size to 8 lane, but requirement for minimum 6 lanes	As per table 6.2 with a maximum of 6 lane pool with potential to consider a 5 lane pool	As per table 6.2 with requirement for minimum 6 lanes but consideration should be given to meeting the requirement for more water space in the South East service area and to potentially provide a competition pool with an 8 lane pool	As per table 6.2 with a maximum of 6 lane pool with potential to consider a 5 lane pool
	Even though a current over supply of sports hall space – 4 court hall required for 20-minute catchment	Even though a current over supply of sports hall space – 4 court hall required for 20-minute catchment Opportunity to address the lack of appropriate Indoor Cricket Net facilities to serve the North and West areas	Even though a current over supply of sports hall space – 4 court hall required for 20-minute catchment	Even though a current over supply of sports hall space – 4 court hall required for 20-minute catchment
	As per table 6.2 which will help to meet the under supply of fitness stations	As per table 6.2 which will help to meet the under supply of fitness stations	As per table 6.2 which will help to meet the under supply of fitness stations	As per table 6.2 which will help to meet the under supply of fitness stations

It should be noted that co-location of facilities should be considered for any new facilities with the new Ashington Leisure Centre being an example of how shared locations have already been successfully used in the County








7. FINAL STAGE - CONCLUSIONS, RECOMMENDATIONS AND ACTION PLAN

INTRODUCTION

- 7.1. Overall, Northumberland has a good range of existing sport and leisure facilities across the County; however, some are now ageing, and will require replacement. This is particularly true of sports facilities in Berwick upon Tweed (Swan Centre), Morpeth (Riverside Leisure Centre), Ponteland (Ponteland Leisure Centre) and Blyth (Blyth Sports Centre). The priority in the short to medium term is the replacement and potential enhancement of facilities in Blyth as well as optimising access to, and use of, existing sports halls facilities (currently only 48% full).
- 7.2. In Northumberland, there is sufficient pay and play swimming pool provision to meet current and future demand. There is also sufficient pay and play sports hall provision to meet both current and future demand.
- 7.3. There are a number of SLAs in place between NCC and individual schools with regards community use of leisure facilities.
- 7.4. Northumberland's population will grow over the next 15 years, particularly in and around the South East of the County and market towns (although not to the same extent), so there is a particular need in these areas to ensure sufficient provision of accessible, quality and affordable facilities – formal and informal, to meet local need.
- 7.5. It is particularly important that there is increased access to opportunities for physical activity at local level, so it is easy for residents, particularly those who are currently inactive, and those without access to private transport, to participate, and become physically active. Linking facility provision, informal and formal, to opportunities for active travel, and informal places.
- 7.6. There is some potential to utilise community halls, and other informal places and spaces better for sports hall activities, which could provide at a more local level, and therefore facilitate participation by those who are elderly, do not have access to a car, have young children, or have a disability.
- 7.7. This is very important given the need to retain and grow existing levels of physical activity in the County, and to address the health inequalities in the County.
- 7.8. There is a range of facility providers in Northumberland, although the main providers of core provision i.e. swimming pools, sports halls and fitness are NCC and education sites, with NCC providing community accessible swimming and sports opportunities. It is important that NCC continues to work with partners moving forward, given funding restraints, to develop and deliver facility provision. NCC can no longer be the provider and funder of last resort but needs to adopt more of an enabling and facilitating role.



VISION

7.9. The Vision for future provision of sport and leisure in Northumberland is:


'To facilitate development of sustainable, high quality, well-located, accessible sport and leisure facilities and opportunities in partnership, to encourage increased participation in sport and physical activity, and contribute to improved community health and wellbeing outcomes across the County.'

7.10. As a minimum, NCC wishes to see accessible community sport and leisure facilities, places and spaces for swimming, fitness and sports hall sports/activities available for all residents. This includes both formal and informal spaces e.g. community halls in which to play sport and be physically active.

AIMS

7.11. The aim of providing sufficient high quality, fit for purpose and accessible provision, places and spaces is to:

- **Increase the amount of regular physical activity undertaken by individuals, and particularly by those who are currently inactive**
- **Develop additional facility provision where need is evidenced e.g. as a result of population growth**
- **Encourage new participants to start taking part in physical activity**
- **Enable opportunities for participation to be provided in a wider range of places and spaces, and particularly at a very local level, open spaces**
- **Facilitate the development of healthier lifestyles across Northumberland's communities**
- **Create active environments where the opportunity to be more physically active is an integral part of everyday life**



- **Support and provide opportunities for local sports clubs and community groups**
- **Maximise opportunities to take part in physical activity in areas where population is more sparse**


7.12. The provision of high quality and accessible facilities, the opening up of education facilities, and development of new provision, will contribute to healthier lifestyles in Northumberland, across all age groups. Facilitating opportunities to be more physically active, more often is also important, to help reduce health inequalities, and help people to live and age better.

7.13. Sustainability of high quality, and critically, accessible facility provision is key to maintaining these opportunities; NCC needs to plan now for the investment requirements of its existing facilities, and work in partnership with other providers and stakeholders to address the other priorities identified through this Strategy.

PRINCIPLES FOR FUTURE PROVISION

7.14. Analysis of existing provision identifies some principles that should underpin all future sport and leisure facility development in the County. These are to:


- **Ensure residents in all areas of the County have pay and play access to good quality, local, accessible and affordable provision, whether it is a formal sports hall or a community hall.**
- **Aim to ensure that existing, and any new, sports facilities on education sites provide a balance of opportunities (through a formal agreement) for community access – both pay and play and club use.**
- **Replace / refurbish ageing facilities where new provision is needed; all new and refurbished provision should be designed and developed based on Sport England and NGB guidance, and be fully inclusive.**
- **Rationalise existing provision where new fit for purpose facilities can replace/improve existing buildings (existing levels of sports hall provision need to be maintained as a minimum, given the levels of existing facility under-supply).**
- **Make better use of all existing facilities, irrespective of provider; an example would be extending access to existing facilities on education sites, which are only operational for limited periods.**



- **Invest in existing provision to improve quality.**
- **Invest strategically to ensure economic viability and sustainability of provision.**
- **Take the rural nature of the County into account when considering facility provision.**

PRIORITY INVESTMENT NEEDS

7.15. Priority investment needs and the options to deliver these are set out in Table 7.1, and paragraph 7.17.








Table 7.1 Priorities for Future Provision of Sport and Leisure Facilities in Northumberland


PLANNING IMPACT	FACILITY TYPE	CURRENT NEED	FUTURE NEED	OPTIONS TO ADDRESS IDENTIFIED NEED
SPORTS HALLS				
PROVIDE	Sports halls	None a current over supply of +31.80 badminton courts (2017)	None a projected over supply of 30.56 badminton courts by 2031	There is a need to maintain the quality of existing provision, to ensure existing participation levels are retained as a minimum, and where possible, grow. There could be the opportunity when considering the replacement of ageing facilities (as highlighted within this section) to assess on an individual project basis the need for sports hall provision where there are sufficient other available sports halls in the 20-minute catchment used. It is likely that planned developments in Berwick upon Tweed, Morpeth and Ponteland would not be in a position to do this but the proposed Blyth Sports Centre replacement facility (which currently has an 8 court sports hall) could be considered for a reduction in the number of courts to 4 courts or less.
ENHANCE	Sports halls			Increased community (club and pay and play) access to existing sports halls on education sites which could facilitate changes to existing facility mixes under proposals for replacement (as outlined above)
SWIMMING POOLS				
PROTECT	Swimming Pools	None a current over supply of 406 sqm of water space (2017)	None a projected over supply of 315 sqm by 2031.	<p>Replace ageing facilities: Blyth Sports Centre is the priority pool for replacement in the short to medium term, as the oldest in the County. Riverside Leisure Centre, Morpeth; Ponteland Leisure Centre and the Swan Centre for Leisure, Berwick upon Tweed are a priority for replacement in the medium term.</p> <p>The FPM identifies the need for more water space in the South East service area and the proposed replacement facility in Blyth could achieve this. The resident club at Blyth has clearly articulated the requirement to retain existing pool capability to allow as many aqua activities to take place.</p>
ENHANCE	Swimming Pools			Blyth should be considered for any provision of a competition pool ahead of any other potential facility replacement sites. Even though there is a clearly identified need for more water space in Morpeth (through club and previous customer feedback) and the potential for the town to have a county central competition venue as part of any redevelopment of Riverside Leisure Centre there is no requirement for nearly doubling the exiting water space in




				Morpeth.
HEALTH AND FITNESS				
PROVIDE	Fitness Suites	Under supply of -242 fitness stations	Under supply of -255 fitness stations	Increase existing levels of pay and play provision through the proposals for the replacement of four of NCC's facilities which has the potential to add up to 200 new fitness stations. The remainder would be provided through a combination of new private health and fitness provision and local community provision.
PROVIDE	Fitness Suites			<p>Consider areas of most identified demand that wouldn't potentially be enhanced by replacement proposals and consider how this demand could be met. The only area identified that wouldn't be covered by this is demand for additional stations is in the Alnwick area.</p> <p>Consideration should be given as to whether the existing offer at Willowburn Sports Centre, Alnwick could be enhanced with additional stations.</p> <p>Consider provision of fitness stations in community /village halls to increase supply and local access.</p>
SQUASH COURTS				
PROTECT	Squash Courts	Retain existing provision No strategic need identified	Retain existing provision No strategic need identified	There is a need to maintain the quality of existing provision, to ensure existing participation levels are retained as a minimum, and where possible, grow.
INDOOR BOWLS				
PROTECT	Indoor Bowls	Under supply of -27.80 rinks (2017)	Under supply of -28.20 rinks by 2031	Protect existing provision in Berwick (4 rink)
ENHANCE	Indoor Bowls			In addition to provision in neighbouring authorities in the south of the County consider in conjunction with England Bowls how to address the under supply in the County.



ATHLETICS/RUNNING				
PROTECT	Athletics	Retain existing provision.	Retain existing provision.	
PROVIDE		Running trails/tracks and infrastructure to facilitate the continued growth of this sport in the County.	Running trails/tracks and infrastructure to facilitate the continued growth of this sport in the County.	Development of safe running trails/routes; these could be 'shared' with walkers and to a certain extent, cyclists. Consider the need identified for track provision in Alnwick as highlighted in club consultation
INDOOR TENNIS				
PROVIDE	Indoor Tennis Courts	No existing provision No strategic need identified	No existing provision. No strategic need identified	





7.16. It is clear from the above that future provision can be delivered through:

- **Development of replacement facilities**
- **Opening up access to existing formal sports facilities, predominantly on education sites**
- **Increasing and diversifying access to existing community halls**
- **Specialist new build provision e.g. Indoor Bowls etc., led by the local club network, in partnership with National Governing Bodies, and NCC**

OTHER PRIORITIES AND NEEDS


CAPITAL INVESTMENT

7.17. The strategic analysis highlights that there is a need for some capital investment in Northumberland to address both current and future needs. Whilst some of this investment relates to additional facility provision, there is also a need to start planning now for the replacement of ageing stock; increased participation is more likely to be achieved if the environment in which people take part is good quality and fit for purpose.

7.18. It is also clear that delivery of the levels of investment required will only result from a local partnership approach. The development of improved sports facilities and physical activity environments will facilitate increased participation, which in turn will benefit individual and community health. The challenge is that the greatest health benefit will be gained by encouraging the inactive, to become active.

7.19. In relation to getting more people active, it is important to highlight the following issues:

- **The majority of the strategic size halls on education sites have limited daytime access, but offer community use in the evenings and weekends; there are a number of SLAs in place**
- **Only 10 strategic size sports halls are accessible in the daytime**
- **Some of the existing facility portfolio is ageing (facilities at Blyth Sports Centre; Riverside Leisure Centre, Morpeth; Swan Centre for Leisure, Berwick and Ponteland Leisure Centre; quality is likely to deteriorate over time)**
- **Increasing population will put additional demands on the capacity of existing facilities**



- **Increasing participation will increase demand on existing facilities**

7.20. These issues all highlight the need to continue to work on securing community access (pay and play and club) at education sites.

IMPROVED LOCAL PARTNERSHIP WORKING WITH EDUCATION SITES

7.21. The key issue to address initially is that of partnership with education sites to review, revise and implement CUAs which provide better balanced access for the community on a pay and play basis. Increasing capacity to offer and deliver increased participative opportunities, particularly for those who are currently inactive, could contribute significantly to increased participation and improved health in the County.

PLANNING POLICY AND SECURING DEVELOPER CONTRIBUTIONS

S106 OBLIGATIONS AND THE COMMUNITY INFRASTRUCTURE LEVY - AN OVERVIEW


7.22. Planning obligations, often referred to as developer contributions, and the Community Infrastructure Levy (CIL) can be used to 'mitigate' the impact of a development proposal. Outlined below is the basic relevant legislation and operating guidance provided to Local authorities wishing to use Section 106 Agreements and develop a Community Infrastructure Levy. Both tools can be used to help procure infrastructure to meet the needs of new communities. S106 agreements are focused on site specific mitigation. CIL has been developed to address the broader impacts of development

7.23. Sport and leisure facilities can, in the correct circumstances, be funded through S106 agreements and the CIL, it is however up to the Local Authority to establish a CIL and the priority of developments required to support new development. S106 agreements are negotiated on a site by site basis as applications come forward.

LEGISLATION

7.24. Planning obligations under Section 106 of the Town and Country Planning Act 1990 (as amended), commonly known as S106 agreements, are a mechanism which make a development proposal acceptable in planning terms, that would not otherwise be acceptable. They are focused on site specific mitigation of the impact of development. S106 agreements are often referred to as 'developer contributions' along with highway contributions and the Community Infrastructure Levy (CIL).

<http://www.legislation.gov.uk/ukpga/1990/8/section/106>



7.25. The common uses of planning obligations are to secure affordable housing, and to specify the type and timing of this housing; and to secure financial contributions to provide infrastructure or affordable housing. However, these are not the only uses for a S106 obligation.

7.26. A S106 obligation can:

- 1. restrict the development or use of the land in any specified way**
- 2. require specified operations or activities to be carried out in, on, under or over the land**
- 3. require the land to be used in any specified way; or**
- 4. require a sum or sums to be paid to the authority (or, to the Greater London Authority) on a specified date or dates or periodically.**

7.27. A planning obligation can be subject to conditions, it can specify restrictions definitely or indefinitely, and in terms of payments the timing of these can be specified in the obligation.

7.28. If the S106 is not complied with, it is enforceable against the person that entered into the obligation and any subsequent owner. The S106 can be enforced by injunction.

7.29. In case of a breach of the obligation the authority can take direct action and recover expenses.


7.30. The planning obligation is a formal document, a deed, which states that it is an obligation for planning purposes, identifies the relevant land, the person entering the obligation and their interest and the relevant local authority that would enforce the obligation. The obligation can be a unitary obligation or multi-party agreement.

7.31. The obligation becomes a land charge.

7.32. The legal tests for when you can use a S106 agreement are set out in regulation 122 and 123 of the Community Infrastructure Levy Regulations 2010 as amended.

7.33. The tests are:

- 1. necessary to make the development acceptable in planning terms**



- 2. directly related to the development; and**
- 3. fairly and reasonably related in scale and kind to the development.**

7.34. As of April 2015, there are restrictions on the pooling of planning obligations. Local authorities can no longer pool more than five S106 obligations together (dating back to March 2010) to pay for a single infrastructure project or type of infrastructure.

NATIONAL PLANNING POLICY FRAMEWORK (NPPF) – POLICY TESTS

7.35. As well as the legal tests, the policy tests are contained in the National Planning Policy Framework (NPPF):

7.36. "203": Local planning authorities should consider whether otherwise unacceptable development could be made acceptable through the use of conditions or planning obligations. Planning obligations should only be used where it is not possible to address unacceptable impacts through a planning condition.

7.37. "204": Planning obligations should only be sought where they meet all of the following tests:


- **necessary to make the development acceptable in planning terms**
- **directly related to the development; and**
- **fairly and reasonably related in scale and kind to the development."**

NATIONAL PLANNING POLICY FRAMEWORK (NPPF) - LOCAL AUTHORITIES' POLICY CONSIDERATION

7.38. Over the last few years there has been growing concern about delivery of development and development viability. This is reflected in the NPPF:

7.39. "205. *Where obligations are being sought, or revised, local planning authorities should take account of changes in market conditions over time and, wherever appropriate, be sufficiently flexible to prevent planned development being stalled.*"

PLANNING PRACTICE GUIDANCE (PPG) - AMENDED MARCH 2015



- 7.40. The Government in response to its consultation on measures to speed up the negotiation and agreement of S106; and on affordable housing contributions and student accommodation has made significant changes to the Planning Policy Guidance (PPG) particularly the **S106 section** but also related areas including the **viability guidance**.
- 7.41. The PPG changes emphasise the S106 legal and policy tests and relationship with the development plan (including neighbourhood plans). In terms of the process- the changes focus on early engagement by the Local Planning Authority (LPA) with applicants and infrastructure providers and S106 being part of the pre-application process. There are also a number of suggested improvements to the way LPAs approach S106 e.g. standard templates and working with other authorities to pool expertise. There is a greater emphasis on public access to information and the S106 being available as part of the planning register. Further guidance has been provided on the operation of the vacant building credit.
- 7.42. In addition, following the ministerial statement on **starter homes**, the guidance states that LPAs should not seek section 106 affordable housing contributions from developments of **starter homes** (but can still seek S106 that mitigates the development impacts).

S106 - AMENDMENTS AND MODIFICATIONS – CHANGES


- 7.43. Under the Planning Act S106 (A) a person bound by the obligation can seek to have the obligation modified or discharged after five years.
- 7.44. The Town and Country Planning (Modification and Discharge of Planning Obligations) Regulations 1992 set out the procedure for making an application to amend planning obligations, including standard forms. The principles for modifying an obligation are that it *"no longer serve a useful purpose"* or *"continues to serve a useful purpose equally well"*

<http://www.legislation.gov.uk/ukxi/1992/2832/contents/made>

GROWTH AND INFRASTRUCTURE ACT (26 APRIL 2013) – AFFORDABLE HOUSING MODIFICATION

<http://www.legislation.gov.uk/ukpga/2013/27/contents/enacted>

- 7.45. The Growth and Infrastructure Act (clause 7) inserts new clauses into S106 of the 1990 Town and Country Planning Act that introduces a new



application and appeal procedure for the review of planning obligations on planning permissions which relate to the provision of affordable housing. The changes require a council to assess the viability arguments, to renegotiate previously agreed affordable housing levels in a S106 and change the affordable housing requirement or face an appeal.

- 7.46. An appeal can be made if the authority does not modify the planning obligation as requested or fails to make a determination within a specified time. Obligations which include a "requirement relating to the provision of housing that is, or is to be made available, for people whose needs are not adequately served by the commercial housing market" are within scope of this new procedure.
- 7.47. The application and appeal procedure will assess the viability of affordable housing requirements only. It will not reopen any other planning policy considerations or review the merits of the permitted scheme.
- 7.48. These new application and appeal procedures don't replace existing powers to renegotiate Section 106 agreements on a voluntary basis. In addition, this provision related to affordable housing does not replace the provisions to modify an obligation set out in the 1992 regulations and updated by the 2013 regulations (see above).


SECTION 106 AFFORDABLE HOUSING REQUIREMENTS - REVIEW AND APPEAL

- 7.49. DCLG have issued a guidance document to support the changes in the Growth and Infrastructure Act 2013 that provides more detailed information on what is required to modify, and assess requests to modify, the affordable housing provision in any section 106 obligations. This is guidance on the format of the application, appeal and evidence; particularly what viability evidence will be required and how it should be assessed:

<https://www.gov.uk/government/publications/section-106-affordable-housing-requirements-review-and-appeal>

S106 AGREEMENTS AND CIL


- 7.50. The Government viewed S106 as providing only partial and variable response to capturing funding contributions for infrastructure. As such, provision for the Community Infrastructure Levy (CIL) is now in place in the 2008 Planning Act.
- 7.51. In terms of developer contributions, the Community Infrastructure Levy (CIL) has not replaced Section 106 agreements, the introduction of CIL resulted in a tightening up of the s 106 tests. S106 agreements, in terms of developer contributions, should be focused on addressing the specific mitigation



required by a new development. CIL has been developed to address the broader impacts of development. There should be no circumstances where a developer is paying CIL and S106 for the same infrastructure in relation to the same development.


- 7.52. The balance between the use of S106 and CIL will be different depending on the nature of the area and the type of development being undertaken. There is further guidance on the balance between S106 and CIL set out in the CIL Guidance April 2014:

<https://www.gov.uk/government/publications/community-infrastructure-levy>



COMMUNITY INFRASTRUCTURE LEVY

- 7.53. CIL is a levy that local authorities can choose to charge on new developments in their area. The money should be used to support development by funding infrastructure that the council, local community and neighbourhoods want.
- 7.54. It is usually a cash contribution but also payment in kind - land or infrastructure. The payment falls due on commencement of the development but the Charging Authority can agree to payment by instalments.
- 7.55. CIL can be progressed in advance of an adopted, up to date local plan. However, to do this requires up to date, relevant evidence. Tandridge CIL is an example of where a CIL has been successful at examination based on an old development plan (2008). This was unsuccessfully challenged in the courts. Since then there are examples of CIL charging schedules succeeding at examination where there is not a post NPPF adopted development plan and where the evidence was considered to be robust. These include Southend Borough Council and Birmingham City Council.
- 7.56. CIL is to help pay for infrastructure needed to support new development. It is not to be used to remedy existing deficiencies unless the new scheme will make it worse. Councils must spend the income on infrastructure. The authority decides what infrastructure and this can change over time.
- 7.57. Some CIL basics:
- **£ per square metre on net additional (internal) floorspace**
 - **Rates can vary by geographic area or use or size**
 - **Payment is due when the development starts (or phases or instalments- the charging authority decide)**
 - **It is index linked (using BCIS index – only available through RICS)**
 - **The landowner is responsible for paying it**
 - **The local planning authority is the charging authority (and sets the CIL)**
- 7.58. CIL applies to all development except:
- **‘buildings that people do not normally go into’**



- **development of less than 100 sqm gross internal floor space unless this is a residential dwelling in which case the levy is payable.**


7.59. When setting a CIL the authority needs to strike the appropriate balance between the desirability of funding the infrastructure gap to support the development of the area from CIL and the potential effects (taken as a whole) of the imposition of CIL upon the economic viability of development across the area (Regulation 14 CIL regs).

7.60. To set up a CIL a Local Authority will require:

- **Evidence on future growth**
- **Up to date development plan is desirable but not essential**
- **Evidence on infrastructure funding gap – aggregate gap**
- **Evidence on viability**
- **All evidence is ‘appropriate available evidence’**
- **Rates should be consistent with viability evidence across the area – to avoid accusations of state aid.**

7.61. Viability Rate Setting:

- **Take a strategic approach**
- **Look at the effect on the whole area of the rates on the whole area – but focus on where your development will take place, do not waste time looking at areas where there is not planned development and very likely to be much**
- **Sampling is advisable particularly if you have strategic sites or a high level of differentiation of rates**
- **The rate may put some development at risk**
- **There is no requirement to use any particular viability models – but make sure it is transparent and you understand it.**
- **You can set differential rates – but rates can only be differentiated on viability grounds (not policy grounds)**



RECOMMENDATIONS

SPORTS HALLS

RECOMMENDATION 1 (R1)

NCC and its partners prioritise investment into maintaining and where possible improving the quality of sports hall provision to:

- Ensure that identified current surplus of provision of pay and play access to sports hall provision +31.80 now, and +30.56 courts by 2031 does not become a deficit.

This to be achieved by:


- **Replacement** of ageing facilities – specifically Blyth Sports Centre, Riverside Leisure Centre, Swan Centre for Leisure and Ponteland Leisure to ensure the provision of accessible, fit for purpose facilities

(PROVIDE)

RECOMMENDATION 2 (R2)

NCC works with education, parish councils and health and well-being partners to better use the available capacity in existing sports and activity halls

(PROTECT AND ENHANCE)



RECOMMENDATION 3 (R3)

NCC and its partners work with relevant education partners to review, revise and implement CUAs which provide a better balance of pay and play and club use, to meet on going need for access to sports hall space.

- NCC works with local schools, and Sport England to review, revise and re-implement formal community use agreements in:
 - **Schools where they are currently in place, to increase opportunities for pay and play community access**
 - **New education facilities provided as required in relation to new developments/ planning permissions**
- NCC works with local schools, to review, revise and improve current operational arrangements, to better manage and deliver community bookings

(PROTECT AND ENHANCE)

SWIMMING POOLS


RECOMMENDATION 4 (R4)

NCC and its partners prioritise investment into pay and play swimming provision to:

- Replace ageing facilities in order of priority being Blyth Sports Centre, Riverside Leisure Centre (Morpeth). Swan Centre for Leisure (Berwick upon Tweed) and Ponteland Leisure Centre

(ENHANCE AND PROTECT)

RECOMMENDATION 5 (R5)



If the need in the County is clearly identified for a purpose built 8 lane competition pool, then NCC to consider supporting this development when considering the replacement of Blyth Sports Centre.

(PROVIDE)

HEALTH AND FITNESS

RECOMMENDATION 6 (R6)

NCC and its partners prioritise the need to address the current (-242) and future (-255 by 2031) undersupply of fitness stations in the County. Extension of the fitness suite offers at Blyth Sports Centre, Riverside Leisure Centre, Swan Centre for Leisure and Ponteland Leisure Centre are priority investment projects.

NCC and its partners facilitate, where possible, increased access to pay and play fitness and studio facilities/space where studio activities can take place e.g. other NCC centres, community facilities, open space, parks, green gyms etc.

(PROVIDE)


OTHER SPORTS FACILITIES

RECOMMENDATION 7 (R7)

In conjunction with England Bowls, NCC considers how to address the under supply of indoor bowls rinks in the County.

Address identified current need for provision of Indoor Bowls rinks: 27.80 rinks now, and 28.20 rinks by 2031

(PROVIDE)



RECOMMENDATION 8 (R8)

Where appropriate, NCC and its partners seek to secure CIL/S106 contributions that could contribute towards the development of additional leisure facilities, safe walking, running and cycling routes, and where possible to open up other informal, multipurpose places and spaces where people can be active.

(PROVIDE, AND PROTECT)

RECOMMENDATION 9 (R9)

NCC and its partners identify the level of capital funding required to address the identified investment needs for sports facilities and investigate the various sources available for capital funding.

(PROVIDE)

RECOMMENDATION 10 (R10)


NCC and its partners prioritise investment in the development of high quality community sports facilities, in partnership with Public Health and other local partners. Increasing available capacity and therefore opportunities to take part in regular physical activity, in the local community, will contribute to reduced health inequalities, increased participation and better community cohesion.


(PROVIDE AND ENHANCE)

RECOMMENDATION 11 (R11)

There should be on-going monitoring of this Strategy through its implementation, but as a minimum, progress should be reviewed and refreshed every five years. On-going monitoring should include partnership working with neighbouring local authorities to keep aware of facility changes and developments.

(PROTECT)






ACTION PLAN

7.62. The Action Plan underpinning the Strategy is summarised in Table 7.2:


Table 7.2: Strategy Action Plan

RECOMMENDATION	ACTION	RESPONSIBILITY	TIMESCALE		RESOURCES
			SHORT	= 1 – 5 YEARS	
			MEDIUM	= 5 - 10 YEARS	
			LONG TERM	= 10+ YEARS	
RECOMMENDATION 1 (R1) NCC and its partners prioritise investment into maintaining and where possible improving the quality of sports hall provision to: <ul style="list-style-type: none"> Ensure that identified current surplus of provision of pay and play access to sports hall provision +31.80 now, and +30.56 courts by 2031 does not become a deficit. This to be achieved by: <ul style="list-style-type: none"> Replacement of ageing facilities – specifically Blyth Sports Centre, Riverside Leisure Centre, Swan Centre for Leisure and Ponteland Leisure to ensure the provision of accessible, fit for purpose facilities 	Ensure the need for continued quality pay and play sports hall provision is reflected in the Local Plan	NCC	Short term		Officer time - NCC Planning and leisure officers
	Ensure identified facility needs are reflected in the funding requirements for the County	NCC	Short term		Officer time - NCC Planning and leisure officers
	Commence the forward planning for replacement of ageing facilities and to finalise facility mixes for each new replacement facility	NCC	Medium term		Officer time - NCC Planning and leisure officers, Sport England.




(PROVIDE)				
RECOMMENDATION 2 (R2) NCC works with education, parish councils and health and well-being partners to better use the available capacity in existing sports and activity halls (PROTECT AND ENHANCE)	NCC review existing sports hall programming to identify opportunities to extend and develop access for a range of day time uses, particularly targeted at those who are inactive, and those who may not have access to private transport.	NCC	Medium Term	Officer time - NCC leisure officers

RECOMMENDATION 3 (R3)	NCC and its partners work with relevant	NCC, All new	Short term	Officer time - NCC leisure
------------------------------	---	--------------	------------	----------------------------



<p>NCC and its partners work with relevant education partners to review, revise and implement CUAs which provide a better balance of pay and play and club use, to meet on going need for access to sports hall space.</p> <ul style="list-style-type: none"> NCC works with local schools, and Sport England to review, revise and re-implement formal community use agreements in: <ul style="list-style-type: none"> ➤ Schools where they are currently in place, to increase opportunities for pay and play community access ➤ New education facilities provided as required in relation to new developments/ planning permissions NCC works with local schools, to review, revise and improve current operational arrangements, to better manage and deliver community bookings <p>(PROTECT AND ENHANCE)</p>	educational organisations to review, revise and implement CUAs which provide a better balance of pay and play and club use.	education sites		officers Time costs for developing CUAs (legal, possibly external support)
	Develop a partnership approach to discussions with identified schools to increase pay and play community access to the existing sports facilities	NCC to initiate	Ongoing	Officer time - NCC leisure officers, Sport England, relevant local schools
	NCC and its partners work to extend opportunities at existing identified education sports halls with capacity for increased community use	NCC to initiate	Ongoing	Officer time - NCC leisure officers, Sport England, relevant local schools Time costs for developing CUAs (legal, possibly external support)
	NCC and its partners work with local schools, and Sport England to review, revise and re-implement formal community use agreements in:	NCC	Short to Medium	NCC leisure and planning officers, Sport England Time costs for developing CUAs (legal, possibly external support)
RECOMMENDATION 4 (R4)	Commence the forward planning for replacement of ageing facilities, and undertake relevant technical feasibility work	NCC, external consultants	Short/Medium term	Officer time - NCC Planning and leisure officers, external consultants, Sport England.



NCC and its partners prioritise investment into pay and play swimming provision to:

- Replace ageing facilities in order of priority being Blyth Sports Centre, Riverside Leisure Centre (Morpeth), Swan Centre for Leisure (Berwick upon Tweed) and Ponteland Leisure Centre

(ENHANCE AND PROTECT)

RECOMMENDATION 5 (R5)

If the need in the County is clearly identified for a purpose built 8 lane competition pool, then NCC to consider supporting this development when considering the replacement of Blyth Sports Centre.

(PROVIDE)

as required to explore the potential for site re-development/re-location

Ensure identified facility needs are reflected in the funding requirements for the County.

NCC

Short term


Officer time - NCC Planning and leisure officers

Ensure identified facility needs are reflected in the Blyth Sports Centre proposals for replacement

NCC

Short/Medium term

Officer time - NCC Planning and leisure officers, external consultants, Sport England

**RECOMMENDATION 6 (R6)**

NCC and its partners prioritise the need to address the current (-242) and future (-255 by 2031) under – supply of fitness stations in the County. Extension of the fitness suite offers at Blyth Sports Centre, Riverside Leisure Centre, Swan Centre for Leisure and Ponteland Leisure Centre are priority investment projects

NCC and its partners facilitate, where possible, increased access to pay and play fitness and studio facilities/space where studio activities can take place e.g. other NCC centres, community facilities, open space, parks green gyms) etc.

(PROVIDE)

Ensure the need for additional provision is reflected in the Local Plan

NCC

Short/Medium term

Officer time - NCC Planning and leisure officers

Ensure identified facility needs are reflected in the funding requirements for the County.

NCC

Short term

Officer time - NCC Planning and leisure officers

RECOMMENDATION 7 (R7)


In conjunction with England Bowls, NCC considers how to address the under supply of indoor bowls rinks in the County.

To facilitate initial discussion with England Bowls

NCC

Medium/Long term

NCC leisure and planning officers, NGB, Sport England; local bowls clubs;



Address identified current need for provision of Indoor Bowls rinks: 27.80 rinks now, and 28.20 rinks by 2031

(PROVIDE)

RECOMMENDATION 8 (R8)

Where appropriate, NCC and its partners seek to secure CIL/S106 contributions that could contribute towards the development of additional leisure facilities, safe walking, running and cycling routes, and where possible to open up other informal, multipurpose places and spaces where people can be active.

(PROVIDE, AND PROTECT)

Use the Strategy evidence base to inform investment opportunities

NCC

Short

NCC planning and leisure officers

RECOMMENDATION 9 (R9)

NCC and its partners identify the level of capital funding required to address the identified investment needs for sports facilities and investigate the various sources available for capital funding.

Work with NCC planning colleagues to identify potential levels of capital funding from residential development

NCC leisure officers

Medium


NCC planning and leisure officers

Working with partners to identify all potential sources of capital funding to support new facility provision in the County.


NCC leisure officers

Medium

NCC leisure officers, NCC partners, external funding




(PROVIDE)				
RECOMMENDATION 10 (R10) NCC and its partners prioritise investment in the development of high quality community sports facilities, in partnership with Public Health and other local partners. Increasing available capacity and therefore opportunities to take part in regular physical activity, in the local community, will contribute to reduced health inequalities, increased participation and better community cohesion. (PROVIDE AND ENHANCE)	NCC to continue to work internally with Public Health and any relevant and identified community partners to ensure provision of, and access to, appropriate community sports facilities, and opportunities to be physically active.	NCC leisure and community development officers;	Medium	NCC leisure officers, NCC partners, potential use of planning contributions, plus other health, community development and external funding; Sport England potentially
RECOMMENDATION 11 (R11) There should be on-going monitoring of this Strategy through its implementation, but as a minimum, progress should be reviewed and refreshed every five years. On-going monitoring should include partnership working with neighbouring local authorities to keep aware of facility changes and	Establish monitoring process Ensure ongoing dialogue with neighbouring local authorities	NCC	Ongoing	NCC leisure officers




developments.

(PROTECT)




DISCLAIMER

Forecasts and recommendation in any proposal, report or letter are made in good faith and on the basis of the information before the Company at the time. Their achievement must depend, among other things, on effective co-operation of the Client and the Client's staff. In any consequence, no statement in any proposal, report or letter is to be deemed to be in any circumstances a representation, undertaking, warranty or contractual condition




APPENDIX 1: NATIONAL CONTEXT

STRATEGIC DOCUMENT	SUMMARY KEY POINTS
NATIONAL CONTEXT	
A NEW STRATEGY FOR SPORT – DEPARTMENT FOR CULTURE, MEDIA AND SPORT 2016	<p>The Department for Culture, Media and Sport released a new strategy for Sport in December 2015 - the government's sport strategy Sporting Future: A New Strategy for an Active Nation.</p> <p>Public investment into community sport is to reach children as young as five. The move will see Sport England's remit changed from investing in sport for those aged 14 and over to supporting people from five years old right through to pensioners, in a bid to create a more active nation.</p> <p>Investment will be targeted at sport projects that have a meaningful, measurable impact on how they are improving people's lives – from helping young people gain skills to get into work, to tackling social inclusion and improving physical and mental health.</p> <p>Funding will also be targeted at groups who have low participation rates to encourage those who do not take part in sport and physical activity to get involved. This includes supporting women, disabled people, those in lower socio-economic groups and older people. Sport England will set up a new fund in 2016 to get inactive people physically active and will support and measure participation in sport and wider physical activity going forward.</p> <p>At the elite end of sport, government is supporting our Olympic and Paralympic athletes beyond Rio 2016 through to Tokyo 2020 with increased exchequer funding.</p> <p>The key driver for the strategy is to increase participation in sport and physical activity and to make activity an integral part of everyday life in the UK, for everyone.</p>
SPORT ENGLAND STRATEGY 2016- 'TOWARDS AN ACTIVE NATION'	<p>The Vision for this Strategy is:</p> <p>'We want everyone in England regardless of age, background or level of ability to feel able to engage in sport and physical activity. Some will be young, fit and talented, but most will not. We need a sport sector that welcomes everyone – meets their needs, treats them as individuals and values them as customers'.</p> <p>The Sport England Strategy 'Towards an Active Nation' puts the policies set out in 'A new Strategy for an Active Nation' into practice. This will mean significant change for Sport England and for their partners.</p>




NORTHUMBERLAND COUNTY COUNCIL INDOOR FACILITY STRATEGY AND PLAYING PITCH STRATEGY

STRATEGIC DOCUMENT	SUMMARY KEY POINTS
	<p>This strategy sets out Sport England will deliver this task. The key changes Sport England will make are:</p> <ul style="list-style-type: none">• Focusing more money and resources on tackling inactivity because this is where the gains for the individual and for society are greatest• Investing more in children and young people from the age of five to build positive attitudes to sport and activity as the foundations of an active life• Helping those who are active now to carry on, but at lower cost to the public purse over time. Sport England will work with those parts of the sector that serve the core market to help them identify ways in which they can become more sustainable and self-sufficient• Putting customers at the heart of what we do, responding to how they organise their lives and helping the sector to be more welcoming and inclusive, especially of those groups currently under-represented in sport• Helping sport to keep pace with the digital expectations of customers• Working nationally where it makes sense to do so (for example on infrastructure and workforce) but encouraging stronger local collaboration to deliver a more joined-up experience of sport and activity for customers• Working with a wider range of partners, including the private sector, using our expertise as well as our investment to help others align their resources• Working with the sector to encourage innovation and share best practice particularly through applying the principles¹ and practical learning of behaviour change
MAKING ENGLAND AN ACTIVE AND SUCCESSFUL SPORTING NATION: A VISION FOR 2020 (2004)	<p>The strategy aims to change the culture of sport and physical activity in England in order to increase participation across all social groups. Changing the culture will lead to improvements in health and other social and economic benefits and provide the basis for progression into higher levels of performance.</p> <p>Six priority areas for change are identified including promotion and marketing, legislation and regulatory change, innovation and delivery and strategic planning and evidence.</p>




STRATEGIC DOCUMENT	SUMMARY KEY POINTS
A SUMMARY OF SPORT ENGLAND'S STRATEGY 2011-12 To 2014-15	<p>Vision</p> <p>A summary of Sport England's strategy 2011-12 to 2014-15</p> <p>For England to be a world leading sporting nation where many more people choose to play sport.</p> <p>Mission</p> <p>Sport England aims to deliver a world leading community sport system. We will make participation in sport a regular habit for many more people, and ensure the delivery of sporting opportunities in the ways and places that people want.</p> <p>Strategy Rationale</p> <p>For sport's own sake and for the wider benefits it can bring. These include economic benefits, improved public health, happiness and well being, and stronger and safer communities.</p> <p>5 strategic approaches will be implemented to achieve the above:</p> <ol style="list-style-type: none">1. By maximising the value delivered from our current investment in NGBs:<ul style="list-style-type: none">• Helping them achieve their grow and sustain targets by developing interventions to capture and leverage demand from current and potential participants• Applying our knowledge and intelligence to help them solve their problems• Withdrawing funding and re-investing it when necessary to maximise value for money• Supporting their talent pathways through their excel programmes• Joining up work between NGBs to achieve critical mass and grow demand2. By delivering Places People Play to:<ul style="list-style-type: none">• Create a major improvement in local club facilities, linked to the London 2012 Olympic and Paralympic Games• Create iconic facilities for community sport• Create a new generation of volunteer 'sport makers' inspired by the Games• Improve the sporting experience of young people through Sportivate• Capitalise on the interest in sport generated by the London 2012 Games, and provide opportunities for spectators to become participants




NORTHUMBERLAND COUNTY COUNCIL INDOOR FACILITY STRATEGY AND PLAYING PITCH STRATEGY

STRATEGIC DOCUMENT	SUMMARY KEY POINTS
	<p>3. By developing the right criteria and support system for the next round of NGB investment which:</p> <ul style="list-style-type: none"> • Rewards success in growing and sustaining participation • Incentivises an approach centred on what existing and potential participants really want • Uses our insight about what works and what doesn't • Helps NGBs to convert latent demand in their sport to drive participant numbers • Supports the development of specific programmes to build participation among younger adults, aged between 16 to 25 <p>4. By creating an environment in which the key providers continue to invest in sport, through:</p> <ul style="list-style-type: none"> • Making sport a better business proposition by continuing to drive excellence and equality in sports structures and provision • Identifying how we can work with the private sector providers of sport, for example by improving market conditions to incentivise private sector investment in sport • Encourage a focus on consumer needs, driving demand and generating volumes of participants • Helping local authorities make positive decisions about their sports provision • Setting a clear priority to improve community access to education facilities • Working with the voluntary sector (including clubs) to increase its capacity and skills, to develop sustainable solutions for community ownership and operation of sports facilities (looking in particular at asset transfer) <p>5. By providing strategic direction and market intelligence, through:</p> <ul style="list-style-type: none"> • Collecting and sharing evidence about the impact of our investment • Disseminating insight into cross-sector trends and analysis • Providing easy to use tools that support local development and delivery • Working with the appropriate partners to develop our knowledge of those people who are currently inactive and the encouragement they need to participate in sport
<p>GOVERNMENT STRATEGY FOR SPORT – “CREATING A SPORTING HABIT FOR LIFE- A NEW YOUTH SPORT STRATEGY” 2012</p>	<p>Developed by the Department of Culture Media and Sport and with a major role for Sport England in coordinating its delivery, this strategy identifies a significant drop in participation rates in key sports in the 16-25 age range.</p> <p>The gender difference is particularly stark as only 1 in 3 girls participate compared with 1 in 2 boys. The focus is therefore to increase consistently the number of young people developing sport as a habit for life.</p> <p>Over the next 5 years Sport England will invest £1billion pounds working with schools, colleges, universities and County Sport Partnerships.</p>




STRATEGIC DOCUMENT	SUMMARY KEY POINTS
	<p>A key aim is to establish a sustainable network between schools and clubs in local communities, and this will be achieved by;</p> <p>Building a legacy of competitive sport in schools</p> <p>An investment of £150m from DCMS, Sport England, Health Education and sponsorship will develop inter and intra school competition, and local, regional and national games.</p> <p>Improving links between schools and community sport clubs</p> <p>Strengthening links between clubs, schools, FE colleges and universities in conjunction with the National Governing Bodies of Sport (NGBs) will develop 6000 new school club links by 2017 and 150 FE colleges will have full time sport professionals to develop new sporting opportunities for their students.</p> <p>Working with NGBs focussing on youth</p> <p>NGBs will develop new “whole sport plans” for the period 2013-2017 with a focus on the 14-25 age range; they will also be charged with increasing participation in adults, people with disability and establishing development pathways for those with talent to fulfil their potential.</p> <p>Investing in facilities</p> <p>Building on the “Places people Play” programme, Sport England will invest a further £160m of lottery funding in to building or improving facilities and local clubs.</p> <p>Investing in local facilities and the voluntary sector</p> <p>Encouragement will be given to local authorities, clubs not associated with NGBs and other voluntary groups to provide quality sporting experiences and Sport England will establish a dedicated funding stream for local community clubs.</p>
PROMOTING PHYSICAL ACTIVITY FOR CHILDREN AND YOUNG PEOPLE. NICE PUBLIC HEALTH GUIDANCE 17 (2009)	<p>This strategy informs the future commissioning of physical activity provision, and contributes to the Physical Activity pathway.</p> <p>It emphasises the importance of physical activity for health in children and young people, and sets out how health can be improved through regular participation in physical activity.</p>




NORTHUMBERLAND COUNTY COUNCIL INDOOR FACILITY STRATEGY AND PLAYING PITCH STRATEGY


STRATEGIC DOCUMENT	SUMMARY KEY POINTS
DEVELOPING A SPORTING HABIT FOR LIFE (SPORT ENGLAND 2011)	<p>Developed by the Department of Culture Media and Sport and with a major role for Sport England in coordinating its delivery, this strategy identifies a significant drop in participation rates in key sports in the 16-25 age range.</p> <p>The gender difference is particularly stark as only 1 in 3 girls participate compared with 1 in 2 boys. The focus is therefore to increase consistently the number of young people developing sport as a habit for life.</p> <p>Over the next 5 years Sport England will invest £1billion pounds working with schools, colleges, universities and County Sport Partnerships.</p> <p>A key aim is to establish a sustainable network between schools and clubs in local communities, and this will be achieved by;</p> <p>Building a legacy of competitive sport in schools</p> <p>An investment of £150m from DCMS, Sport England, Health Education and sponsorship will develop inter and intra school competition, and local, regional and national games.</p> <p>Improving links between schools and community sport clubs</p> <p>Strengthening links between clubs, schools, FE colleges and universities in conjunction with the National Governing Bodies of Sport (NGBs) will develop 6000 new school club links by 2017 and 150 FE colleges will have full time sport professionals to develop new sporting opportunities for their students.</p> <p>Working with NGBs focussing on youth</p> <p>NGBs will develop new “whole sport plans” for the period 2013-2017 with a focus on the 14-25 age range; they will also be charged with increasing participation in adults, people with disability and establishing development pathways for those with talent to fulfil their potential.</p> <p>Investing in facilities</p> <p>Building on the “Places people Play” programme, Sport England will invest a further £160m of lottery funding in to building or improving facilities and local clubs.</p>



STRATEGIC DOCUMENT	SUMMARY KEY POINTS
	<p>Investing in local facilities and the voluntary sector</p> <p>Encouragement will be given to local authorities, clubs not associated with NGBs and other voluntary groups to provide quality sporting experiences and Sport England will establish a dedicated funding stream for local community clubs.</p> <p>The Localism Bill</p> <p>This Bill provides new local powers including;</p> <ul style="list-style-type: none"> • Greater freedom and flexibility for local government • Reforms to the planning system placing more influence in the hands of local people over issues that make a big difference • New rights and powers for local communities. For example, makes it easier for local people to take over amenities and keep them part of local life • Ensures that local social enterprises, volunteers and community groups with ideas for improving local services get a chance to change how things are done. <p>This Act effects a “passing of power to a local level creating space for local authorities to lead and innovate, and give people the opportunity to take control of decisions that matter to them”.</p>
<p>PUBLIC HEALTH AND PHYSICAL ACTIVITY GUIDELINES 2013</p>	<p>Public Health White Paper (2013)</p> <p>The White Paper outlines the Government's plans for funding of 'public health' to be decentralised and controlled at a local authority level from 2013 onwards. £4bn will be ring-fenced for local authorities to spend on areas within the definition of 'public health'</p> <p>Background</p> <p>This paper forms part of the wider Government plans to reform the NHS. The Coalition's ambition is to reform the NHS by devolving power from the centre and commissioning GPs to run their own practices.</p>



STRATEGIC DOCUMENT	SUMMARY KEY POINTS
	<p>Key announcements include the introduction of:</p> <ul style="list-style-type: none">• 'Public Health England' - a 'dedicated new public health service' sitting within the Department of Health• Directors of Public Health, who will work at a local authority level and lead on the public health offer• A health premium, to reward local authorities for progress against a new outcomes framework. This will take into account health inequalities <p>Statutory health and well-being boards, bringing together local authorities and health officials.</p> <p>Relevance to sport</p> <p>The White Paper contains a number of key themes. These range from mental health, tobacco control, pandemic flu and social marketing through to sexual health and pregnancy.</p> <p>Of direct relevance to sport are the areas focussing on physical activity and obesity. While there is little detail in the paper at this stage, sport and physical activity are referenced throughout the document as examples of how to improve public health from a health and well-being perspective.</p> <p>The paper specifically references physical activity initiatives, noting the mass participation legacy, as one part of the public health drive. The Olympic and Paralympic style sports competition is also referenced.</p> <p>While both of these initiatives are already in the public domain, it is welcome that sport and physical activity feature so predominantly in the paper.</p> <p>Given the ring-fenced nature of the £4bn budget, sport needs to be included within the definition of 'public health' in order to benefit from funding at a local level. While the definition has not been set, the frequent mentions of sport and physical activity demonstrate that they are on the public health agenda.</p>
THE PHYSICAL ACTIVITY GUIDELINES – START ACTIVE, STAY ACTIVE – JULY 2011	<p>A report from the Chief Medical Officer presents guidance on the volume, duration, frequency and type of physical activity across the full age ranges to achieve general health benefits.</p>



NORTHUMBERLAND COUNTY COUNCIL INDOOR FACILITY STRATEGY AND PLAYING PITCH STRATEGY

STRATEGIC DOCUMENT	SUMMARY KEY POINTS
	<p>It is aimed at all authorities and organisations developing services to promote physical activity, and it is aimed at professionals, practitioners and policymakers concerned with planning and implementing policies and programmes that use the promotion of physical activity, sport, exercise and active travel to achieve health gains.</p> <p>The report covers early years, children and young people, adults and older adults; there are specific recommendations for each sector, with a succinct fact sheet setting out recommendations for each age group.</p>
HEALTH AND SOCIAL CARE REFORM ACT (2012)	<p>The Act was passed in Parliament in March 2012 as part of the Government's vision to modernise the NHS.</p> <p>The bill moves commissioning responsibilities to both the GP consortia and also to Local Authorities for public health.</p> <p>These will come together in health and wellbeing boards.</p>
PUBLIC OUTCOMES FRAMEWORK 2013-2016	<p>Published in January 2012, the Public Health Framework identifies two overall outcomes to be achieved:</p> <ul style="list-style-type: none">• Increased healthy life expectancy• Reduced differences in life expectancy and healthy life expectancy between communities <p>Public health will be measured against 66 health measures, including a physical activity indicator.</p>

Name of facility

Blyth Sports Centre

Address

Bolam Park, Blyth NE24 5BT

QUALITY RATING

General Condition	Excellent		Good		Average	x	Poor		Very Poor	
Need for capital investment	Minimal		Moderate		Significant	x				
Facility Quality										
Reception	Excellent	x	Good		Average		Poor		Very Poor	
Sports Hall - 8 Badminton courts	Excellent		Good		Average	x	Poor		Very Poor	
Squash - 2 courts	Excellent		Good		Average	x	Poor		Very Poor	
Swimming Pool - 33.33 - split into 25m x 6 lane & Learner Pool 8.33x 6	Excellent		Good		Average	x	Poor		Very Poor	
Fitness Suite/weights area- Approximately 54 stations	Excellent		Good	x	Average		Poor		Very Poor	
Studio 1 - 1 court hall	Excellent		Good	x	Average		Poor		Very Poor	
Studio 2	Excellent		Good	x	Average		Poor		Very Poor	
Studio 3	Excellent		Good	x	Average		Poor		Very Poor	
Café	Excellent	x	Good		Average		Poor		Very Poor	
NB: MUST BE FILLED IN!! TOTAL NUMBER OF FACILITIES RATED										9

Disability Access	Full		Partial	x	No		* a short walk away		
Served by Public Transport	Yes*	x	No						
Good Natural Presence	Excellent		Good		Average	x		Poor	
Well Signposted	Good	x	Some		Poor				
Car Parking	Good	x	Some		Poor				
Development Potential	Lots	x	Some		No potential				

Key	Rating
>80%	Excellent
60% - 80%	Good
40% - 59%	Average
20%-39%	Poor
<20%	Very Poor

66%

Name of facility **Concordia Leisure Centre**
 Address **Forum Way, Cramlington NE23 6YB**

QUALITY RATING

General Condition	Excellent		Good	x	Average		Poor		Very Poor	
Need for capital investment	Minimal		Moderate	x	Significant					
Facility Quality										
<i>Reception/café</i>	Excellent	x	Good		Average		Poor		Very Poor	
<i>Sports Hall - 4 Badminton courts (previously 8 courts)</i>	Excellent		Good		Average	x	Poor		Very Poor	
<i>Clip and climb/soft play (formerly half of sports hall)</i>	Excellent	x	Good		Average		Poor		Very Poor	
<i>Squash - 2 courts</i>	Excellent		Good		Average	x	Poor		Very Poor	
<i>Spa</i>	Excellent	x	Good		Average		Poor		Very Poor	
<i>Fitness Suite - Approximately 100 stations</i>	Excellent		Good	x	Average		Poor		Very Poor	
<i>Leisure Pool</i>	Excellent		Good		Average	x	Poor		Very Poor	
<i>Ten pin bowling and café area</i>	Excellent	x	Good		Average		Poor		Very Poor	
<i>Studios - 3</i>	Excellent		Good	x	Average		Poor		Very Poor	
<i>Spinning Studio</i>	Excellent	x	Good		Average		Poor		Very Poor	
<i>Meeting Rooms</i>	Excellent		Good	x	Average		Poor		Very Poor	
NB: MUST BE FILLED IN!! TOTAL NUMBER OF FACILITIES RATED										11

Disability Access	Full	x	Partial		No		
Served by Public Transport	Yes*	x	No				* a short walk away
Good Natural Presence	Excellent	x	Good		Average		Poor
Well Signposted	Good	x	Some		Poor		
Car Parking	Good	x	Some		Poor		
Development Potential	Lots		Some	x	No potential		

Key	Rating
>80%	Excellent
60% - 80%	Good
40% - 59%	Average
20%-39%	Poor
<20%	Very Poor

82%

Name of facility

Druridge Bay Fitness Centre

Address

The Precinct, Hadston, Morpeth, NE65 5

QUALITY RATING

General Condition	Excellent		Good	x	Average		Poor		Very Poor
Need for capital investment	Minimal		Moderate	x	Significant				
Facility Quality									
<i>Lobby/Foyer</i>	Excellent	x	Good		Average		Poor		Very Poor
<i>Fitness Suite - Approximate 20 stations</i>	Excellent	x	Good		Average		Poor		Very Poor
<i>Small Hall</i>	Excellent		Good	x	Average		Poor		Very Poor
<i>Boxing training area</i>	Excellent		Good	x	Average		Poor		Very Poor
NB: MUST BE FILLED IN!! TOTAL NUMBER OF FACILITIES RATED									

Disability Access	Full		Partial	x	No			
Served by Public Transport	Yes*	x	No					* a short walk away
Good Natural Presence	Excellent		Good		Average	x	Poor	
Well Signposted	Good		Some		Poor	x		
Car Parking	Good		Some	x	Poor			
Development Potential	Lots		Some		No potential	x		

Key	Rating
>80%	Excellent
60% - 80%	Good
40% - 59%	Average
20%-39%	Poor
<20%	Very Poor

61%

Name of facility

Hirst Welfare Centre

Address

Alexandra Road, Ashington NE63 9HF

QUALITY RATING

General Condition	Excellent		Good	x	Average		Poor		Very Poor	
Need for capital investment	Minimal	x	Moderate		Significant					
Facility Quality										
<i>Reception/Cafe</i>	Excellent	x	Good		Average		Poor		Very Poor	
<i>Large Hall - 1 Badminton court</i>	Excellent		Good	x	Average		Poor		Very Poor	
<i>Small Hall</i>	Excellent		Good	x	Average		Poor		Very Poor	
<i>Weights Room</i>	Excellent	x	Good		Average		Poor		Very Poor	
<i>Fitness Suite - Approximate 20 stations</i>	Excellent		Good		Average	x	Poor		Very Poor	
<i>Full size 3G</i>	Excellent	x	Good		Average		Poor		Very Poor	
NB: MUST BE FILLED IN!! TOTAL NUMBER OF FACILITIES RATED										6

Disability Access	Full	x	Partial		No		
Served by Public Transport	Yes*	x	No				* a short walk away
Good Natural Presence	Excellent	x	Good		Average		Poor
Well Signposted	Good	x	Some		Poor		
Car Parking	Good	x	Some		Poor		
Development Potential	Lots		Some		No potential	x	

Key	Rating
>80%	Excellent
60% - 80%	Good
40% - 59%	Average
20%-39%	Poor
<20%	Very Poor

84%

Name of facility Morpeth Riverside Leisure Centre
Address New Market, Morpeth NE61 1PR

QUALITY RATING

General Condition	Excellent	x	Good		Average	x	Poor		Very Poor	
Need for capital investment	Minimal		Moderate		Significant	x				
Facility Quality										
<i>Reception</i>	Excellent		Good	x	Average		Poor		Very Poor	
<i>Sports Hall - 6 Badminton courts</i>	Excellent		Good		Average	x	Poor		Very Poor	
<i>Swimming Pool - 25m x 4 lane</i>	Excellent		Good		Average		Poor	x	Very Poor	
<i>Fitness Suite - Approximately 40 stations</i>	Excellent		Good		Average	x	Poor		Very Poor	
NB: MUST BE FILLED IN!! TOTAL NUMBER OF FACILITIES RATED										4

Disability Access	Full	x	Partial		No			
Served by Public Transport	Yes*	x	No					* a short walk away
Good Natural Presence	Excellent		Good		Average	x	Poor	
Well Signposted	Good		Some		Poor	x		
Car Parking	Good	x	Some		Poor			
Development Potential	Lots	x	Some		No potential			

Key	Rating
>80%	Excellent
60% - 80%	Good
40% - 59%	Average
20%-39%	Poor
<20%	Very Poor

68%

Name of facility

New Ashington Leisure Centre

Address

Lintonville Road, Ashington NE63 9JY

QUALITY RATING

General Condition	Excellent	x	Good		Average		Poor		Very Poor	
Need for capital investment	Minimal	x	Moderate		Significant					
Facility Quality										
<i>Reception</i>	Excellent	x	Good		Average		Poor		Very Poor	
<i>Sports Hall - 6 Badminton courts</i>	Excellent	x	Good		Average		Poor		Very Poor	
<i>Squash - 2 courts</i>	Excellent	x	Good		Average		Poor		Very Poor	
<i>Spa</i>	Excellent	x	Good		Average		Poor		Very Poor	
<i>Fitness Suite - Approximately 100 stations</i>	Excellent	x	Good		Average		Poor		Very Poor	
<i>Swimming Pool - 25m x 6 lane (part moveable floor)</i>	Excellent	x	Good		Average		Poor		Very Poor	
<i>Learner Pool - 17m x 8.5m</i>	Excellent	x	Good		Average		Poor		Very Poor	
<i>2 Studios</i>	Excellent	x	Good		Average		Poor		Very Poor	
<i>Spinning Studio</i>	Excellent	x	Good		Average		Poor		Very Poor	
NB: MUST BE FILLED IN!! TOTAL NUMBER OF FACILITIES RATED										9

Disability Access	Full	x	Partial		No		* a short walk away	
Served by Public Transport	Yes*	x	No					
Good Natural Presence	Excellent	x	Good		Average		Poor	
Well Signposted	Good	x	Some		Poor			
Car Parking	Good	x	Some		Poor			
Development Potential	Lots		Some		No potential	x		

Key	Rating
>80%	Excellent
60% - 80%	Good
40% - 59%	Average
20%-39%	Poor
<20%	Very Poor

93%

Name of facility

Newbiggin Sports & Community Centre

Address

Woodhorn Road, Newbiggin by the Sea NE64 6HG

QUALITY RATING

General Condition	Excellent		Good		Average	x	Poor		Very Poor	
Need for capital investment	Minimal		Moderate		Significant	x				
Facility Quality										
	Excellent		Good		Average		Poor		Very Poor	
<i>Sports Hall - 6 Badminton courts</i>	Excellent		Good		Average	x	Poor		Very Poor	
<i>Squash - 3 courts</i>	Excellent		Good		Average	x	Poor		Very Poor	
<i>Multi Purpose hall</i>	Excellent		Good	x	Average		Poor		Very Poor	
<i>Fitness Suite - Approximately 25 stations</i>	Excellent		Good		Average	x	Poor		Very Poor	
NB: MUST BE FILLED IN!! TOTAL NUMBER OF FACILITIES RATED										4

Disability Access	Full		Partial	x	No		
Served by Public Transport	Yes*	x	No				* a short walk away
Good Natural Presence	Excellent	x	Good		Average		Poor
Well Signposted	Good	x	Some		Poor		
Car Parking	Good		Some	x	Poor		
Development Potential	Lots		Some	x	No potential	x	

Key	Rating
>80%	Excellent
60% - 80%	Good
40% - 59%	Average
20%-39%	Poor
<20%	Very Poor

60%

Name of facility
Address

Northburn Sports & Community Centre
Crowhall Lane Cramlington NE23 3YP

QUALITY RATING

General Condition	Excellent		Good	x	Average		Poor		Very Poor	
Need for capital investment	Minimal	x	Moderate		Significant					
Facility Quality										
	Excellent		Good		Average		Poor		Very Poor	
Community Hall - 1 Badminton court in size but not used for	Excellent	x	Good		Average		Poor		Very Poor	
Sensory Room	Excellent	x	Good		Average		Poor		Very Poor	
Pitch Changing rooms	Excellent		Good	x	Average		Poor		Very Poor	
Meeting room	Excellent		Good	x	Average		Poor		Very Poor	
Small sided AGP	Excellent		Good	x	Average		Poor		Very Poor	
NB: MUST BE FILLED IN!! TOTAL NUMBER OF FACILITIES RATED										5

Disability Access	Full	x	Partial		No			
Served by Public Transport	Yes*	x	No					* a short walk away
Good Natural Presence	Excellent	x	Good		Average		Poor	
Well Signposted	Good	x	Some		Poor			
Car Parking	Good		Some	x	Poor			
Development Potential	Lots		Some		No potential	x		

Key	Rating
>80%	Excellent
60% - 80%	Good
40% - 59%	Average
20%-39%	Poor
<20%	Very Poor

81%

Name of facility **Ponteland Leisure Centre**
 Address **Callerton Lane, Ponteland NE20 9EG**

QUALITY RATING

General Condition	Excellent		Good		Average	x	Poor		Very Poor	
Need for capital investment	Minimal		Moderate		Significant	x				
Facility Quality										
<i>Reception</i>	Excellent		Good	x	Average		Poor		Very Poor	
<i>Sports Hall - 4 Badminton courts</i>	Excellent		Good		Average	x	Poor		Very Poor	
<i>Squash - 1 court</i>	Excellent		Good		Average		Poor	x	Very Poor	
<i>Weights room</i>	Excellent		Good	x	Average		Poor		Very Poor	
<i>Fitness Suite - Approximately 40 stations</i>	Excellent		Good	x	Average		Poor		Very Poor	
<i>Swimming Pool - 25m x 4 lane</i>	Excellent		Good		Average	x	Poor		Very Poor	
<i>Learner Pool</i>	Excellent		Good		Average	x	Poor		Very Poor	
<i>Studio</i>	Excellent		Good	x	Average		Poor		Very Poor	
NB: MUST BE FILLED IN!! TOTAL NUMBER OF FACILITIES RATED										8

Disability Access	Full	x	Partial		No		
Served by Public Transport	Yes*	x	No				* a short walk away
Good Natural Presence	Excellent		Good	x	Average		Poor
Well Signposted	Good	x	Some		Poor		
Car Parking	Good	x	Some		Poor		
Development Potential	Lots	x	Some		No potential		

Key	Rating
>80%	Excellent
60% - 80%	Good
40% - 59%	Average
20%-39%	Poor
<20%	Very Poor

68%

Name of facility

Prudhoe Football & Sporting Club

Address

Prudhoe Community High School Manor Road, Prudhoe NE42 5LJ

QUALITY RATING

General Condition	Excellent	x	Good		Average		Poor		Very Poor	
Need for capital investment	Minimal	x	Moderate		Significant					
Facility Quality										
	Excellent	x	Good		Average		Poor		Very Poor	
<i>Sports Hall - 4 Badminton courts</i>	Excellent	x	Good		Average		Poor		Very Poor	
<i>Fitness Suite - Approximately 15 stations (not in use)</i>	Excellent		Good		Average	x	Poor		Very Poor	
<i>Studio</i>	Excellent	x	Good		Average		Poor		Very Poor	
<i>3G</i>	Excellent		Good		Average		Poor		Very Poor	
NB: MUST BE FILLED IN!! TOTAL NUMBER OF FACILITIES RATED										4

Disability Access	Full	x	Partial		No			
Served by Public Transport	Yes*	x	No					* a short walk away
Good Natural Presence	Excellent	x	Good		Average		Poor	
Well Signposted	Good	x	Some		Poor			
Car Parking	Good	x	Some		Poor			
Development Potential	Lots		Some		No potential	x		

Key	Rating
>80%	Excellent
60% - 80%	Good
40% - 59%	Average
20%-39%	Poor
<20%	Very Poor

88%

Name of facility

Waterworld Prudhoe

Address

Front Street, Prudhoe NE42 5DQ

QUALITY RATING

General Condition	Excellent	x	Good		Average		Poor		Very Poor	
Need for capital investment	Minimal	x	Moderate		Significant					
Facility Quality										
	Excellent		Good		Average		Poor		Very Poor	
<i>Reception</i>	Excellent	x	Good		Average		Poor		Very Poor	
<i>Bouldering Room</i>	Excellent		Good		Average	x	Poor		Very Poor	
<i>Fitness Suite - Appromately 60 stations</i>	Excellent	x	Good		Average		Poor		Very Poor	
<i>Leisure Pool</i>	Excellent	x	Good		Average		Poor		Very Poor	
<i>Studio</i>	Excellent		Good		Average	x	Poor		Very Poor	
<i>Spinning Studio</i>	Excellent	x	Good		Average		Poor		Very Poor	
NB: MUST BE FILLED IN!! TOTAL NUMBER OF FACILITIES RATED										6

Disability Access	Full	x	Partial		No		
Served by Public Transport	Yes*	x	No				* a short walk away
Good Natural Presence	Excellent	x	Good		Average		Poor
Well Signposted	Good	x	Some		Poor		
Car Parking	Good	x	Some		Poor		
Development Potential	Lots		Some		No potential	x	

Key	Rating
>80%	Excellent
60% - 80%	Good
40% - 59%	Average
20%-39%	Poor
<20%	Very Poor

87%

Name of facility

Rothbury Pool & Gym

Address

Silverton Lane, Rothbury NE65 7RJ

QUALITY RATING

General Condition	Excellent		Good	x	Average		Poor		Very Poor	
Need for capital investment	Minimal		Moderate	x	Significant					
Facility Quality										
	Excellent		Good		Average		Poor		Very Poor	
<i>Reception</i>	Excellent		Good	x	Average		Poor		Very Poor	
<i>Swimming Pool - 13m x 8m</i>	Excellent		Good	x	Average		Poor		Very Poor	
<i>Fitness Suite - Approximately 24 stations</i>	Excellent	x	Good		Average		Poor		Very Poor	
NB: MUST BE FILLED IN!! TOTAL NUMBER OF FACILITIES RATED										3

Disability Access	Full	x	Partial		No			
Served by Public Transport	Yes*		No	x				* a short walk away
Good Natural Presence	Excellent		Good	x	Average		Poor	
Well Signposted	Good		Some	x	Poor			
Car Parking	Good		Some	x	Poor			
Development Potential	Lots		Some	x	No potential			

Key	Rating
>80%	Excellent
60% - 80%	Good
40% - 59%	Average
20%-39%	Poor
<20%	Very Poor

70%

Name of facility

Sporting Club Blyth

Address

Tynedale Drive, Blyth NE24 4LQ

QUALITY RATING

General Condition	Excellent		Good		Average	x	Poor		Very Poor	
Need for capital investment	Minimal		Moderate	x	Significant					
Facility Quality										
	Excellent		Good		Average		Poor		Very Poor	
<i>Sports Hall - 6 Badminton courts</i>	Excellent		Good		Average	x	Poor		Very Poor	
<i>Ancillary Hall</i>	Excellent		Good		Average	x	Poor		Very Poor	
<i>Fitness Suite - Approximately 30 stations</i>	Excellent		Good	x	Average		Poor		Very Poor	
NB: MUST BE FILLED IN!! TOTAL NUMBER OF FACILITIES RATED										3

Disability Access	Full	x	Partial		No		
Served by Public Transport	Yes*	x	No				* a short walk away
Good Natural Presence	Excellent	x	Good		Average		Poor
Well Signposted	Good	x	Some		Poor		
Car Parking	Good	x	Some		Poor		
Development Potential	Lots		Some		No potential	x	

Key	Rating
>80%	Excellent
60% - 80%	Good
40% - 59%	Average
20%-39%	Poor
<20%	Very Poor

68%

Name of facility

Sporting Club Cramlington

Address

Cramlington High School), High Burn, Cramlington NE23 6YB

QUALITY RATING

General Condition	Excellent	x	Good		Average		Poor		Very Poor	
Need for capital investment	Minimal	x	Moderate		Significant					
Facility Quality										
<i>Reception</i>	Excellent	x	Good		Average		Poor		Very Poor	
<i>Sports Hall - 4 Badminton courts</i>	Excellent	x	Good		Average		Poor		Very Poor	
<i>Ancillary Hall - 2 court</i>	Excellent	x	Good		Average		Poor		Very Poor	
<i>Studio</i>	Excellent	x	Good		Average		Poor		Very Poor	
<i>Fitness Suite - Approximately 20 stations</i>	Excellent	x	Good		Average		Poor		Very Poor	
<i>Bar</i>	Excellent	x	Good		Average		Poor		Very Poor	
<i>Full size 3G</i>	Excellent	x	Good		Average		Poor		Very Poor	
NB: MUST BE FILLED IN!! TOTAL NUMBER OF FACILITIES RATED										7

Disability Access	Full	x	Partial		No		* a short walk away	
Served by Public Transport	Yes*	x	No					
Good Natural Presence	Excellent		Good	x	Average		Poor	
Well Signposted	Good	x	Some		Poor			
Car Parking	Good	x	Some		Poor			
Development Potential	Lots		Some	x	No potential			

Key	Rating
>80%	Excellent
60% - 80%	Good
40% - 59%	Average
20%-39%	Poor
<20%	Very Poor

93%

Name of facility

The Swan Centre Berwick

Address

Bolam Park, Blyth NE24 5BT

QUALITY RATING

General Condition	Excellent		Good		Average	x	Poor		Very Poor	
Need for capital investment	Minimal		Moderate		Significant	x				
Facility Quality										
Reception	Excellent	x	Good		Average		Poor		Very Poor	
Sports Hall - 8 Badminton courts	Excellent		Good		Average	x	Poor		Very Poor	
Squash - 2 courts	Excellent		Good		Average	x	Poor		Very Poor	
Swimming Pool - 33.33 - split into 25m x 6 lane & Learner Pool 8.33x 6	Excellent		Good		Average	x	Poor		Very Poor	
Fitness Suite/weights area- Approximately 54 stations	Excellent		Good	x	Average		Poor		Very Poor	
Studio 1 - 1 court hall	Excellent		Good	x	Average		Poor		Very Poor	
Studio 2	Excellent		Good	x	Average		Poor		Very Poor	
Studio 3	Excellent		Good	x	Average		Poor		Very Poor	
Café	Excellent	x	Good		Average		Poor		Very Poor	
NB: MUST BE FILLED IN!! TOTAL NUMBER OF FACILITIES RATED										9

Disability Access	Full		Partial	x	No		* a short walk away		
Served by Public Transport	Yes*	x	No						
Good Natural Presence	Excellent		Good		Average	x		Poor	
Well Signposted	Good	x	Some		Poor				
Car Parking	Good	x	Some		Poor				
Development Potential	Lots	x	Some		No potential				

Key	Rating
>80%	Excellent
60% - 80%	Good
40% - 59%	Average
20%-39%	Poor
<20%	Very Poor

66%

Name of facility

Wentworth Leisure Centre

Address

Wentworth Place, Town Centre Hexham NE46 3PJ

QUALITY RATING

General Condition	Excellent	x	Good		Average		Poor		Very Poor	
Need for capital investment	Minimal	x	Moderate		Significant					
Facility Quality										
<i>Reception</i>	Excellent	x	Good		Average		Poor		Very Poor	
<i>Sports Hall - 6 Badminton courts</i>	Excellent		Good	x	Average		Poor		Very Poor	
<i>Fitness Suite - Approximately 84 stations</i>	Excellent	x	Good		Average		Poor		Very Poor	
<i>Swimming Pool - 25m x 6 lane</i>	Excellent	x	Good		Average		Poor		Very Poor	
<i>Learner Pool</i>	Excellent	x	Good		Average		Poor		Very Poor	
<i>Studios - 4</i>	Excellent		Good	x	Average		Poor		Very Poor	
<i>Spinning Studio</i>	Excellent	x	Good		Average		Poor		Very Poor	
<i>Ten pin bowling</i>	Excellent	x	Good		Average		Poor		Very Poor	
NB: MUST BE FILLED IN!! TOTAL NUMBER OF FACILITIES RATED										9

Disability Access	Full	x	Partial		No		
Served by Public Transport	Yes*	x	No				* a short walk away
Good Natural Presence	Excellent	x	Good		Average		Poor
Well Signposted	Good	x	Some		Poor		
Car Parking	Good	x	Some		Poor		
Development Potential	Lots		Some		No potential	x	

Key	Rating
>80%	Excellent
60% - 80%	Good
40% - 59%	Average
20%-39%	Poor
<20%	Very Poor

87%

Name of facility **Willowburn Sports Centre**
 Address **Willowburn Avenue, Alnwick. NE66 2JH**

QUALITY RATING

General Condition	Excellent	x	Good		Average		Poor		Very Poor	
Need for capital investment	Minimal	x	Moderate		Significant					
Facility Quality										
<i>Reception</i>	Excellent	x	Good		Average		Poor		Very Poor	
<i>Sports Hall - 5 Badminton courts</i>	Excellent	x	Good		Average		Poor		Very Poor	
<i>Fitness Suite - Approximately 45 stations</i>	Excellent	x	Good		Average		Poor		Very Poor	
<i>Swimming Pool - 25m x 6 lane</i>	Excellent		Good	x	Average		Poor		Very Poor	
<i>Learner Pool</i>	Excellent		Good	x	Average		Poor		Very Poor	
<i>Studio</i>	Excellent	x	Good		Average		Poor		Very Poor	
NB: MUST BE FILLED IN!! TOTAL NUMBER OF FACILITIES RATED										6

Disability Access	Full	x	Partial		No		
Served by Public Transport	Yes*		No	x			* a short walk away
Good Natural Presence	Excellent	x	Good		Average		Poor
Well Signposted	Good	x	Some		Poor		
Car Parking	Good	x	Some		Poor		
Development Potential	Lots		Some		No potential	x	

Key	Rating
>80%	Excellent
60% - 80%	Good
40% - 59%	Average
20%-39%	Poor
<20%	Very Poor

87%

Name of facility

Haltwhistle Swimming and Leisure Centre

Address

Greencroft, Haltwhistle NE49 9DP

QUALITY RATING

General Condition	Excellent		Good	x	Average		Poor		Very Poor	
Need for capital investment	Minimal	x	Moderate		Significant					
Facility Quality										
Reception	Excellent		Good	x	Average		Poor		Very Poor	
Sports Hall - 4 Badminton courts	Excellent	x	Good		Average		Poor		Very Poor	
Squash - 2 glass backed courts	Excellent		Good	x	Average		Poor		Very Poor	
Swimming Pools - 3 outdoor lidos - 25m x 5 lane; Learner Pool 8 x 10m & small 3m x 3m	Excellent		Good	x	Average		Poor		Very Poor	
Fitness Suite - Approximately 22 stations	Excellent	x	Good		Average		Poor		Very Poor	
Studio	Excellent	x	Good		Average		Poor		Very Poor	
AGP - Sand based	Excellent		Good	x	Average		Poor		Very Poor	
NB: MUST BE FILLED IN!! TOTAL NUMBER OF FACILITIES RATED										7

Disability Access	Full		Partial	x	No		
Served by Public Transport	Yes*	x	No				* a short walk away
Good Natural Presence	Excellent		Good	x	Average		Poor
Well Signposted	Good		Some	x	Poor		
Car Parking	Good		Some	x	Poor		
Development Potential	Lots		Some	x	No potential		

Key	Rating
>80%	Excellent
60% - 80%	Good
40% - 59%	Average
20%-39%	Poor
<20%	Very Poor

74%

Name of facility

Bedlington Sporting Club

Address

Palace Road Bedlington NE22 7DS


QUALITY RATING

General Condition	Excellent		Good	x	Average	x	Poor		Very Poor	
Need for capital investment	Minimal	x	Moderate		Significant					
Facility Quality										
	Excellent		Good		Average		Poor		Very Poor	
<i>Sports Hall - 4 Badminton courts</i>	Excellent		Good	x	Average		Poor		Very Poor	
<i>1 studio</i>	Excellent		Good	x	Average		Poor		Very Poor	
<i>Fitness Suite - Approximately 15 stations</i>	Excellent		Good	x	Average		Poor		Very Poor	
<i>2 squash courts</i>	Excellent		Good	x	Average		Poor		Very Poor	
NB: MUST BE FILLED IN!! TOTAL NUMBER OF FACILITIES RATED										4

Disability Access	Full		Partial	x	No		
Served by Public Transport	Yes*	x	No				* a short walk away
Good Natural Presence	Excellent		Good	x	Average		Poor
Well Signposted	Good		Some		Poor	x	
Car Parking	Good	x	Some		Poor		
Development Potential	Lots		Some	x	No potential		

Key	Rating
>80%	Excellent
60% - 80%	Good
40% - 59%	Average
20%-39%	Poor
<20%	Very Poor


79%





APPENDIX 3: NGB CONSULTATIONS


National Governing Bodies of Sport (NGB's) have been consulted regarding facility requirements. Their comments are contained in the table below. Many NGB's are currently planning, with Sport England, new priorities for the next funding cycle 2017 – 2021. Sport England and many NGB's will hope that Rio 2016 inspired people enough to consider playing sport as a way of engaging in physical activity.


NGB	CONTACT	CURRENT DEVELOPMENT AND PRIORITIES	FUTURE DEVELOPMENT AND PRIORITIES
ATHLETICS	John Stacey	<p>We are also going through a consultation of our own about a proposed restructure following our recent settlement from Sport England so at present everyone is otherwise engaged in that process.</p> <p>For a general overview of our ambitions and guidance around facilities as an NGB in partnership with UK Athletics</p> <p>He (Michael Hunt) will be able to provide a national perspective on what we feel are the needs of the sport in relation to facilities, broadly speaking linked to:</p> <ul style="list-style-type: none"> • Maintaining and preserving existing facility stock. • Supporting clubs and community groups with facility viability plans and where appropriate guidance around asset transfers. • Support the development of compact facilities creating a Hub-and-Spoke model of facility usage across club networks. <p>Advise and offer guidance to partners looking to develop marked running routes linked to an increase in participation in running.</p>	
BADMINTON ENGLAND	Emma Smethurst Partnership Manager Yorkshire and North East	Please see attached the badminton activity and schools engaged with Badminton England. Please note there is high possibility there are more unaffiliated clubs in the area, however we do not have any contact with them. The primary schools on the PDF indicates schools currently delivering The Racket Pack.	
BASKETBALL ENGLAND	Peter Griffiths Facilities Manager	<p>Newcastle Eagles community programme currently only using one facility in Northumberland which is Cramlington Learning Village. Currently pay £30 per hour but the restructuring of Active Northumberland prices it is likely to increase to £35.</p> <p>Other than that, in Northumberland we just use school sites which are either straight after school so we don't pay or the ones we run a little bit later we offer curriculum coaching to offset any costs.</p> <p>There is another club that runs in Northumberland which is Morpeth. I know they have been struggling with the ever increasing costs and I think as a result are having to merge a lot of sessions together in order to cover the costs.</p>	<p>Eagles community foundation have always wanted to get something up and running in Ponteland Leisure Centre but they don't have basketball hoops and we have never been able to get funding to have baskets put in.</p> <p>would be the priority for any future facility development in the North East. Facility requirements in Northumberland will most likely be around improving access and quality of the existing network of courts.</p>
ENGLAND BOXING	Matthew Williams Club Support Officer	<p>His work is club led, does not have much contact from Northumberland Clubs.</p> <p>Aware that Glendale ABC have set up a satellite club in the school.</p> <p>8 clubs in the County, none have own facilities.</p> <p>Aware that there may be a need in the Hexham area which is not as yet being met.</p>	




NGB	CONTACT	CURRENT DEVELOPMENT AND PRIORITIES	FUTURE DEVELOPMENT AND PRIORITIES
ENGLAND CRICKET BOARD (ECB)	Ian Wardle Northumberland Cricket Board	<p>While the introduction of the New Ashington Leisure Centre with support from England & Wales Cricket Board has helped to reduce the shortfall of facilities, you will see that many clubs are required to move out of the area for provision, whether in Newcastle or across the border into Durham. There are also geographical areas like in Berwick which has very poor provision and a lack of investment to suit the needs of our sport.</p> <p>We do work in a vast majority of schools in Northumberland but many only have school halls which double up for assemblies, dining halls etc or where sports specific provision is simply outdated and too small for our needs.</p> <p>The introduction of winter indoor softball cricket provides a large part of our informal offer, we run a number of centres across the County or male and female programmes which can be played in any sports hall as it does not require cricket nets.</p> <p>A number of centres have also converted sports use to children's soft play, such as Willowburn, Concordia etc, we do understand the business reasons behind these but makes it difficult to access quality provision.</p> <p>We will also be introducing more activities aligned to the all stars cricket programme for ages 5+, this will be an excellent opportunity to develop the sport as long as we can access suitable provision.</p> <p style="text-align: center;">  Cricket response Indoor Facility </p> <p>Assessment of quality by Northumberland Cricket Board</p>	<p>Much of our work is centred around engaging with the new school's facilities which are being built, however access to these are proving difficult at Prudhoe and Duchess High Schools. Earlier engagement with the planning phase would provide a huge opportunity to ensure the correct provision is available (suitable lighting, not wood sprung flooring, provision of cricket nets and mats etc). The same will be the case whatever the outcome of the new school development in Ponteland.</p>
BRITISH GYMNASTICS AND TRAMPOLINING	Natalie Laws – Business Support - Facilities	<p>Hexham – Just 4 members, the club is in the process of affiliating so it's likely that more members will be added in time. None dedicated</p> <ul style="list-style-type: none"> Wansbeck GC – 420 members, 10 block registration places. MA WA My Club, Gym Fit, Preschool, adult, trampoline. None dedicated Northern GC – 532 members WA, MA Acro, adult, MyClub, Preschool. Dedicated facility. AAA – 740 members 11 block registration places (across all sites) MA, WA Trampoline, DMT, FreeG, Disability, adult, gymfit, MyClub, pre-school, team gym. None dedicated in Cramlington (the club have a dedicated facility and various none dedicated sites across the North) DC GC – 183 members 15 block registration places. MA, WA, Tumbling, FreeG, Adult, Disability, TeamGym, Preschool, Acro, GymFit. Dedicated facility Tynedale GC – 50 members, GG, acro, MyClub – None dedicated 	<p>Supporting the clubs to maximise their use of space and time and to assist in identifying both satellite and dedicated spaces.</p> <p>Operational support including club structure and business planning are key factors needed to increase capacity.</p> <p>Northern Gymnastics Club are in the process of trying to identify a larger dedicated space. They are currently at capacity and have upwards of 500 on their waiting list. They have identified a possible site for a new build/lease back option. Any support for this from the council would be greatly accepted.</p> <p>Wansbeck have a large member base and are currently in a none dedicated space. The club have not communicated a need for a dedicated venue to us but it may be likely that this is the next step for the club to increase their capacity.</p>
DISABILITY SPORT	Represented by: Smile Through Sport, Rachel Miller	<p>Currently we work across Northumberland with disabled adults primarily those physically disabled or those with mental health conditions. We currently have sessions in Berwick, Amble, Alnwick, Blyth, Ashington, Cramlington and Hexham.</p>	<p>Extending our work to include children and teenagers and to include more areas. Our focus will always be on the hardest to reach groups and so generally those places with the smaller facilities or no facilities.</p> <p>We tend to use Northumberland facilities when we hold one of our big events and so this will continue in the future.</p>




NGB	CONTACT	CURRENT DEVELOPMENT AND PRIORITIES	FUTURE DEVELOPMENT AND PRIORITIES
ENGLISH INDOOR BOWLS ASSOCIATION (EIBA)	Stephen Rodwell Development Manager EIBA	<p>The MSData map below and Schedule of Clubs shows that there is only One Purpose Built Indoor Bowls Facility within the Northumberland County Council.</p> <p>Details of Indoor Bowls sites in adjoining LA areas are outlined below:</p> <ul style="list-style-type: none"> • 7 Indoor sites • 2 Indoor sites that do not meet the Indoor Bowls Sizes • 5 sites that are closed • The Sport of Indoor Bowls is attractive to the older population. • The Population figures provided by the Sport England “Local Sport Profile Tool” indicate that the older population (55+) will increase in the next few years. • As such there is a need for an “Indoor Bowls facility” within the Northumberland County Council area. <p>Indoor Bowls Sites in LA area – THREE CLOSED/ONE to be closed</p> <p>BERWICK Swan Centre for Leisure (The) Northumberland Road, Berwick-upon-Tweed TD15 2AS Built 1989 4 Rinks Active Places ID - 1005800 Facility ID: 2071419 Facility at Risk under LA plans for new Leisure Centre (July 2016) Club is believed to be Affiliated to Scottish Indoor Bowling Association</p> <p>Ashington, Concordia closed in 2016, and Wentworth all closed 2010.</p> <p>Northumberland Association provided comments</p>  <p>Northumberland Assn Indoor.docx</p>	<p>In theory and in “times of available funding”, we would like to see a Standalone facility. If this was not possible, we feel that in line with new Sport England Strategy, consideration should then be given to the consideration of a Multi-Sport/Multi-Use site which includes a purpose built Indoor Bowls Green.</p> <p>For an Indoor Bowls site to be sustainable it is essential that it is situated near to a large population area – see details of the 11 Towns below with details of the 2011 Census Population data, plus Note 2 (Market Analysis)</p> <p>Like all Sports NGB’s, the two Bowls NGB’s and BDA have been in discussion with Sport England with regards to Funding for 2017 till 2021.</p> <p>Sport England has just advised that “Bowls” will receive £1,628,512 for the next four years to help us to keep more people playing the sport well into later life.</p> <p>In the new Play Bowls Strategy 2017 - 2021 strategy, delivery of which will commence in April, there will be a real focus on supporting clubs to not only recruit more members but to help them to sustain membership and to make bowls clubs somewhere people want to spend their leisure time.</p> <p>We envisage that the EIBA Vision will remain as for the previous period. Note</p>
ENGLAND NETBALL	Charlotte Malyon Capital Investment and Facilities Manager Vicky Atkinson – County Development Officer	<p>There are 21 venues in Northumberland being used for netball activity.</p> <p>Collectively, these venues have 15 outdoor courts, 8 of which are floodlit, no outdoor covered courts and 22 indoor courts.</p> <p>The provision of outdoor courts in Northumberland is higher than the national average.</p> <p>The provision of indoor courts in Northumberland is similar to the national average.</p> <p>There are 12 affiliated clubs training at Northumberland venues with 313 affiliated members.</p> <p>5% of the venues are based on educational sites</p> <p>Three quarters of the clubs believe changing facilities to be inadequate for their needs.</p> <p>37% of clubs rate the condition of venues used in Northumberland as very good, with remaining given a good or average rating.</p>	<p>Facility issues identified in the supply worksheets are:</p> <p>Wentworth Leisure Centre - waiting lists and access issues due to other bookings.</p> <p>Prudhoe Community High School - new build due to commence.</p> <p>Ponteland Community High School Sports Hall - condition of posts is an issue, working with the School to improve these.</p> <p>Concordia Leisure Centre - not full size courts 3/4 length.</p> <p>Ashington Leisure Centre - access planned once new build is open.</p>



NGB	CONTACT	CURRENT DEVELOPMENT AND PRIORITIES	FUTURE DEVELOPMENT AND PRIORITIES																				
		60% of clubs find it either very easy or easy to book venues for netball activity Our supply audit identified 20 community venues, 1 club venue, no premier venues and no international venues in Northumberland.	Bede Academy - 4th court has poor water drainage. Recommended priorities for inclusion in County plans are:																				
		<table><tr><td>Wentworth Leisure Centre</td><td>Back to Netball (1 hour) Walking Netball (1 hour) Hexham Juniors – Age 6 to 18 (4 hours)</td></tr><tr><td>Prudhoe High School</td><td>Prudhoe Juniors (1 hour) Prudhoe Adults (1 hour)</td></tr><tr><td>Cramlington Sporting Club</td><td>Juniors Winter and Summer League for Under 11’s, Under 14’s and Under 16’s. (2-2 ½ hours) Adult Summer League (Outdoor courts) (2hours per week) Astley Netball Club – Juniors (1 hour) and Seniors (2hours) Netball Now – Turn and Play Summertime activity – Summer holidays (1hour)</td></tr><tr><td>Blyth Sport Centre</td><td>Adult Winter and Spring Netball Leagues (2 courts x 2hours)</td></tr><tr><td>Blyth Sporting Club</td><td>Back to Netball programme (1hour) Concordia Junior Netball Club (1hour)</td></tr><tr><td>Willowburn Leisure Centre</td><td>Alnwick Ladies Netball (1hour) Back to Netball programme (starting September) (1hour)</td></tr><tr><td>Swancentre Leisure Centre</td><td>Berwick Adult Netball (1hour) Berwick Junior Netball (1hour)</td></tr><tr><td>Concordia Leisure Centre</td><td>Concordia Adult Netball (1 hour)</td></tr><tr><td>Bedlington Sporting Club</td><td>Wansbeck Netball Club (4 hours)</td></tr><tr><td>Riverside Leisure Centre</td><td>Morpeth Adult Netball (2 hours)</td></tr></table>	Wentworth Leisure Centre	Back to Netball (1 hour) Walking Netball (1 hour) Hexham Juniors – Age 6 to 18 (4 hours)	Prudhoe High School	Prudhoe Juniors (1 hour) Prudhoe Adults (1 hour)	Cramlington Sporting Club	Juniors Winter and Summer League for Under 11’s, Under 14’s and Under 16’s. (2-2 ½ hours) Adult Summer League (Outdoor courts) (2hours per week) Astley Netball Club – Juniors (1 hour) and Seniors (2hours) Netball Now – Turn and Play Summertime activity – Summer holidays (1hour)	Blyth Sport Centre	Adult Winter and Spring Netball Leagues (2 courts x 2hours)	Blyth Sporting Club	Back to Netball programme (1hour) Concordia Junior Netball Club (1hour)	Willowburn Leisure Centre	Alnwick Ladies Netball (1hour) Back to Netball programme (starting September) (1hour)	Swancentre Leisure Centre	Berwick Adult Netball (1hour) Berwick Junior Netball (1hour)	Concordia Leisure Centre	Concordia Adult Netball (1 hour)	Bedlington Sporting Club	Wansbeck Netball Club (4 hours)	Riverside Leisure Centre	Morpeth Adult Netball (2 hours)	Support the development of new sports halls at Prudhoe School and Ashington Leisure Centre as venues for recreational and performance netball programmes
		Wentworth Leisure Centre	Back to Netball (1 hour) Walking Netball (1 hour) Hexham Juniors – Age 6 to 18 (4 hours)																				
		Prudhoe High School	Prudhoe Juniors (1 hour) Prudhoe Adults (1 hour)																				
		Cramlington Sporting Club	Juniors Winter and Summer League for Under 11’s, Under 14’s and Under 16’s. (2-2 ½ hours) Adult Summer League (Outdoor courts) (2hours per week) Astley Netball Club – Juniors (1 hour) and Seniors (2hours) Netball Now – Turn and Play Summertime activity – Summer holidays (1hour)																				
		Blyth Sport Centre	Adult Winter and Spring Netball Leagues (2 courts x 2hours)																				
		Blyth Sporting Club	Back to Netball programme (1hour) Concordia Junior Netball Club (1hour)																				
		Willowburn Leisure Centre	Alnwick Ladies Netball (1hour) Back to Netball programme (starting September) (1hour)																				
		Swancentre Leisure Centre	Berwick Adult Netball (1hour) Berwick Junior Netball (1hour)																				
		Concordia Leisure Centre	Concordia Adult Netball (1 hour)																				
		Bedlington Sporting Club	Wansbeck Netball Club (4 hours)																				
		Riverside Leisure Centre	Morpeth Adult Netball (2 hours)																				
	Sports hall at Prudhoe School and new posts at Ponteland High have now completed.																						
	There is a lot of scope of introduce further activity into centres through netball programmes – Back to Netball, Netball Now and Walking Netball. One of the main constraints to this development is facility access especially in the prime areas. In other areas, we have successfully operated sessions where the participants have paid the session fee direct to the centre instead of the company paying hall hire which is beneficial for both parties. Going forwards I am targeting the introduction of a further Netball Now session in West Northumberland – Hexham, Haydon Bridge area. New back to netball and new walking netball sessions. With hopefully one in each of the 3 areas of Active Northumberland – West, South East and North.																						
AMATEUR SWIMMING ASSOCIATION (ASA)	Sarah Small North East Regional Development Officer	Clubs are all engaged and participate in the Club Network which is facilitated by the ASA. Clubs are working together and have established a training hub as part of the athlete development pathway. The hub moves around the county to different venues.	There is no pool in the County which is capable of hosting anything other than inter club galas. Although the new pool at Ashington has an electronic starting and timing system there is insufficient spectator capacity for large events. Blyth pool hosts local galas and time trials.																				
	Daniel Ramm Club Development Officer	The clubs in the County are all at a similar level of performance and are feeding swimmers as appropriate through to the larger clubs outside of the County, mainly in Tyne and Wear.																					
		Clubs have been developing their coaches through a range of courses.	Clubs have indicated that they did not consider that they were consulted on the design of the facility.																				
		Nationally, ASA Club Strategy Year 1 is currently looking to consolidate work on Swim 21, Club Networks, Developing sustainable Income tool kits e.g. sponsorship, award sales. Work is being undertaken reviewing the memberships offers e.g. social memberships, potentially developing a social swim product along the lines of Park Run.	Any developments for pools in the future should have a clarity on the purpose for what the pool is top serve. Clubs would not want to lose training pool capacity and a pool which they an run competitions from in the County would be good.																				
		Club Strategy year 2-4 priorities and actions in the planning stage.																					
BRITISH TAEKWONDO	Margaret Nolan Director of Development	NGB does n ot have facility strategy. NGB restructuring to have membership team without development role																					





APPENDIX 4: SPORTS CLUB SURVEY RESULTS ANALYSIS

INTRODUCTION

In order to gain an understanding of the facility provision and sufficiency for non-PPS sports, a survey was undertaken across 107 sports organisations in Northumberland. The objective of the survey was to gain further information on the quality of indoor facility provision and whether 56 this satisfied the demand of the individual organisations.

A detailed analysis of the responses is provided in full in Appendix A – Sports Club Survey Analysis, including a list of respondents.

APPENDIX A – SPORTS CLUB SURVEY ANALYSIS

OVERALL RESPONSE SUMMARY


Response Data:

COMPLETION STAGE	NUMBER OF SPORTS CLUBS
Fully completed responses	56 (52.3% response rate)
	45 were fully completed

Question 1

Question (Q): “What is the name of your Sports club?”


Answer (A): As above, 56 responses were received, of which 45 were fully completed



NORTHUMBERLAND COUNTY COUNCIL INDOOR FACILITY STRATEGY AND PLAYING PITCH STRATEGY

Responding Organisations:

AAA sports	John Watt Badminton Academy
Alnwick	Kaizen Karate Club
Alnwick & District ASC	Matfen Table Tennis Club
Alnwick Dolphins	Morpeth amateur swimming club
Alnwick Harriers	Morpeth Basketball Club
Ashington Swimming Club	Morpeth Netball Club
Astley netball club	Newcastle Eagles Community Foundation
Bedlington netball club	Northern Gymnastics Club
Berwick and district badminton league	Parkhead Weightlifting Club
Berwick Badminton Club	Ponteland Archers
Blyth High Jump Academy	Ponteland No Strings Badminton
Blyth Lifeguard & Swimming Club	Ponteland Runners (including Ponteland Tri)
Blyth Running Club	Prudhoe netball club
Blyth Running Club	Seghill Judo Club
Butokokan judo	Sinderhope table tennis club
C Athletics	SMILE Through Sport CIC
Concordia Satellite Club	Sporting Club Blyth
Coquet Canoe Club	Tri Northumberland
Cramlington Archers	Tri Northumberland
Cramlington Table Tennis Club	Tweed triathlon Club
DC Gymnastics	Tweed Triathlon Club
Duchess's Canoe Club (British canoeing)	Tynedale harriers
Empire school of boxing	Tynedale Netball
England Netball	Tynedale Netball
Glendale Amateur Boxing & Fitness Club	Tynedale Volleyball Club
Hexham Badminton Club	Tyneside Vagabonds Cycling Club
Hotspur Badminton Club	Wansbeck Gymnastics & Trampolining Club
Hunter Theatre Arts	Whitley Chapel Table Tennis Club



Question 2

(Q): Please provide contact details

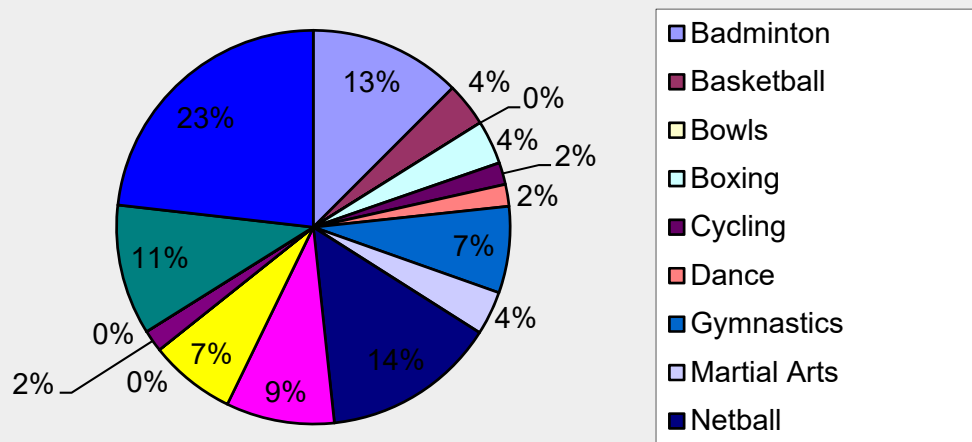
(A): Contact details of respondents were provided by 55 of the 56 clubs.


Question 3

(Q): What is the main sport your club participates in?

(A): The responses were from a broad range of sports. Those in the 'other' category included; Archery, Disability Sport, Judo, Kayaking, Triathlon, Weight Lifting. The most responses were from badminton, netball and athletics.

Which sport does your organisation participate in?





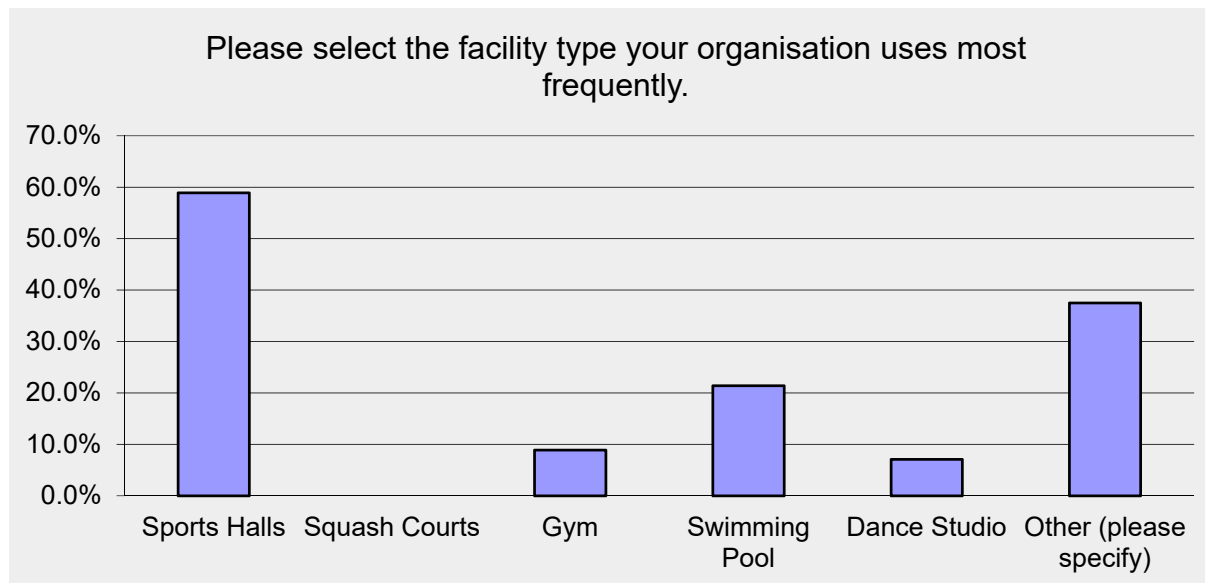
Question 4

Q: Is your organisation affiliated to a national governing body or association?

A: 47 (83.9%) of respondents answered yes. 2 badminton clubs are affiliated to Scottish Badminton, all other sports are affiliated to their British or English NGB


Question 5

Q: Please select the facility type your organisation uses most frequently.



The facilities identified as 'other' included:

- | | | |
|---------------------------------|-----------------------|--------------------------|
| • Running track | • Café | • Traffic free cycling |
| • Spinning Room | • 3G artificial pitch | • Playing fields/grounds |
| • Community Centre/Village Hall | • Local Rivers | • Gymnastics Centre |



Question 6

Q: What is the facility your organisation uses most frequently?

A: The facilities highlighted in green are operated by Active Northumberland. The Blyth and Cramlington Sporting Clubs have community access out of school hours which is operated by Active Northumberland.

FACILITY	NO. USERS
3GFTP	1
Ashington Hirst Welfare	2
Ashington Leisure Centre	4
Bede Academy Sports Hall	1
Bede Sports Centre	1
Blyth Leisure Centre	1
Blyth Sporting Club	2
Coquet Shorebase Trust	1
Cramlington Sporting Club	7
DC Gymnastics	1
Empire gym Cowpen road Blyth	1
Glendale Community Middle School	1
High Forest Community Centre Sinderhope	1
Lindisfarne sports hall	1
Northumberland Church of England Academy	1
Newbiggin Sports Centre	2
Northern Gymnastics Club	1
Ponteland Leisure Centre	3
Prudhoe high school	1
Queen Elizabeth High School	2
Riverside Leisure Centre	2

FACILITY	NO. USERS
Seghill community centre.	1
Swan Centre	4
Thorneyford Farm	1
Wentworth Leisure Centre	2
Wentworth running track	1
Whitley Chapel Parish Hall	1
Willowburn Sports Centre	4



Question 7

Q: Is this your preferred facility?

A: 90.4% identified this as their preferred facility

Question 8

Q: Do you use other facilities for training or competition?

A: 30 organisations identified that they used other facilities of which 13 were identified as the facilities in question 6. Additional facility venues identified include:

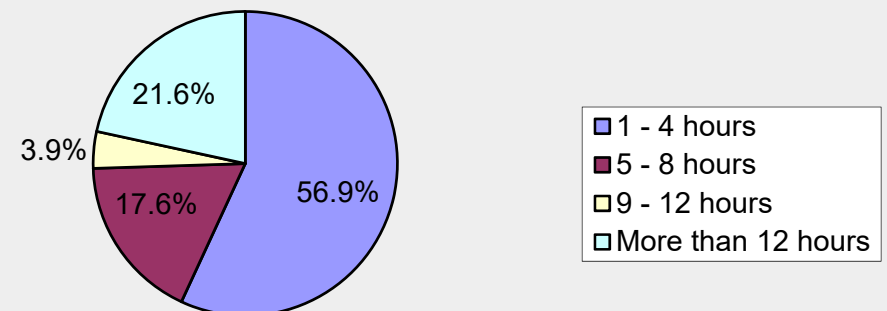
- Ashington YMCA
- Churchill Playing Fields Athletics track
- Haydon Bridge High School,
- Killingworth Leisure Centre
- Local Rivers
- Oasis Health Club
- Ponteland High School
- Prissick Cycling Circuit, Middlesbrough
- Prudhoe
- Q E High School Sports Hall Hexham
- Tyneside Badminton Centre
- Gateshead Indoor track


Question 9

Q: How many hours do you utilise this facility? (main facility)

A: 51 clubs responded to this question. The majority of organisations used facilities for 1-4 hours (56.9%)

How many hours per week does your organisation utilise this facility?





NORTHUMBERLAND COUNTY COUNCIL INDOOR FACILITY STRATEGY AND PLAYING PITCH STRATEGY

Question 10

Q: How many active members does your organisation have?

A: Most clubs have over 75 members or between 26-50 members.

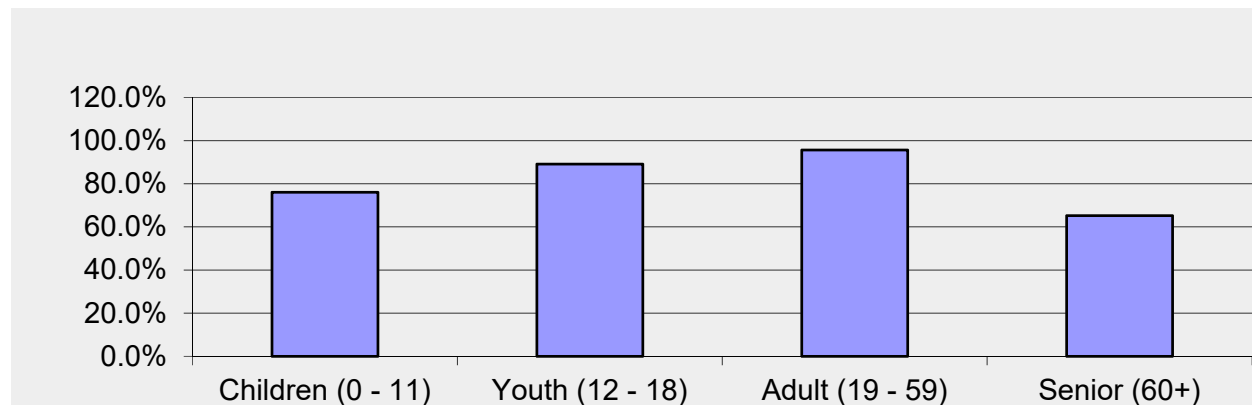
NUMBER OF ACTIVE MEMBERS	RESPONSE PERCENT	RESPONSE COUNT
1 - 10	3.9%	2
11 - 25	15.7%	8
26 - 50	35.3%	18
51 - 75	3.9%	2
Over 75	41.2%	21
ANSWERED QUESTION		51
SKIPPED QUESTION		5


Question 11

Q: Approximately, what number of active members fall into the following categories?

A: 46 clubs identified their membership categories as:

- There are 8 organisation's who only have adult/senior members
- There are 2 organisation's who only have children/youth members
- 21 clubs indicated they have a membership made up of children, youths, adults and seniors.





Question 12

Q: How do the majority of your organisation's members travel to this facility?

A: The responses to this question reflect the rural nature of the County and lack of public transport.

HOW DO THE MAJORITY OF YOUR ORGANISATION'S MEMBERS TRAVEL TO THIS FACILITY?	RESPONSE PERCENT	RESPONSE COUNT
Car	92.2%	47
Motorbike	0.0%	0
Public Transport	0.0%	0
Bike	0.0%	0
Walking	3.9%	2
Other (please specify)	3.9%	2
ANSWERED QUESTION		51
SKIPPED QUESTION		5


The 'other' were comments that the rural nature of Northumberland means there is a need to travel by car.

Question 13

Q: Where are the primary, secondary and tertiary areas from which your members travel?

A: The most popular areas from which members travel are: Ashington, Bedlington, Blyth, Berwick, Cramlington, Hexham, Morpeth, Wooler and Rothbury.

Members also travel from outside of the areas from North Tyneside, Newcastle, Gateshead and the Tyne Valley




Question 14

Q: How has the number of members in your organisation changed over the last 3 years?

A: There has been a positive increase in membership the past three years

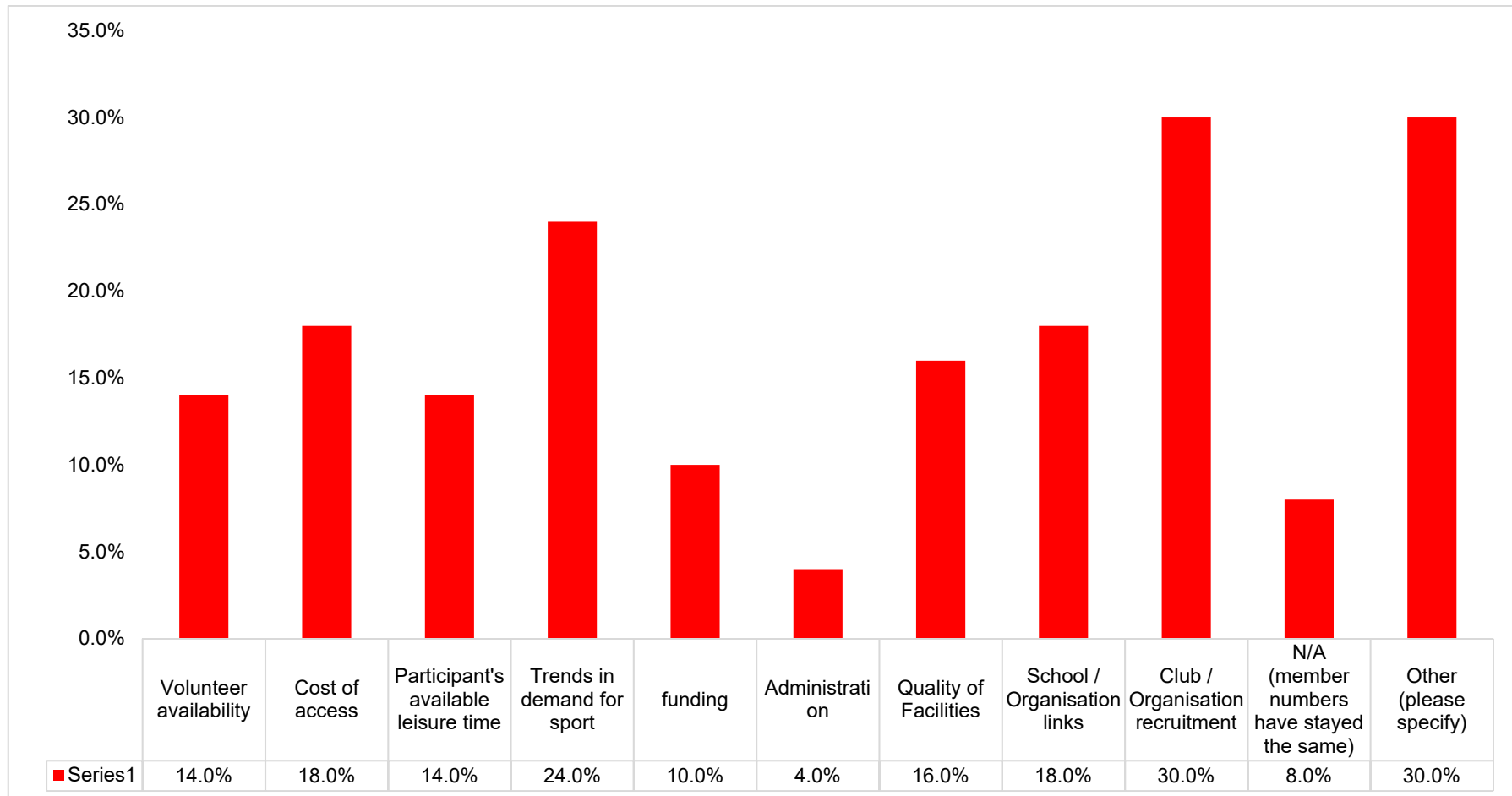
HOW HAS THE NUMBER OF MEMBERS IN YOUR ORGANISATION CHANGED OVER THE LAST 3 YEARS?	RESPONSE PERCENT	RESPONSE COUNT
Increased	64.0%	32
Stayed the same	18.0%	9
Decreased	18.0%	9
ANSWERED QUESTION		50
SKIPPED QUESTION		6




Question 15

Q: Organisation's were asked the main reason for their answer to question 14 above.

A: The most popular reason for clubs response was active recruitment of members and trends in the demand for sport.






Question 16

Q: How would you expect the number of organisation members to change over the next 3 years?

A: Respondents indicated in most cases that they expect their membership to increase. Organisations indicated that to accommodate their projected growth they would need more facility time and/or facility space. There appears to be the biggest demand at swimming, gymnastics, netball and running/athletics clubs.

Those that indicated they would decrease or stay the same indicated that in part this was due to capacity of current facility provision

HOW WOULD YOU EXPECT THE NUMBER OF ORGANISATION MEMBERS TO CHANGE OVER THE NEXT 3 YEARS?		
ANSWER OPTIONS	RESPONSE PERCENT	RESPONSE COUNT
Decrease	6.7%	3
Stay the same	22.2%	10
Increase	71.1%	32
ANSWERED QUESTION		45
SKIPPED QUESTION		11

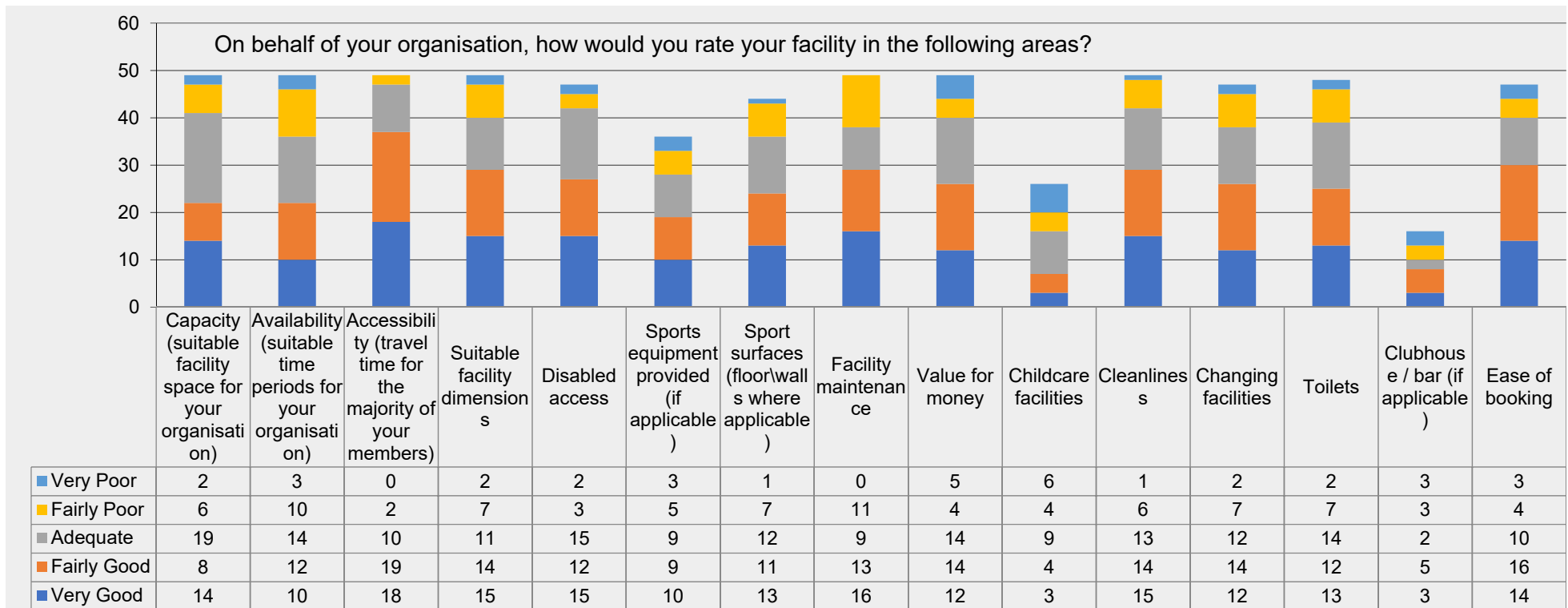



NORTHUMBERLAND COUNTY COUNCIL INDOOR FACILITY STRATEGY AND PLAYING PITCH STRATEGY

Question 17

Q: On behalf of your organisation, how would you rate your facility?

A: 49 responses were provided. In each category the highest number of respondents rated the different factors as adequate or above. Overall respondents appear satisfied with facilities in Northumberland.






Question 18

Q: Prioritise the three main areas for investment in your facility. The options to choose from included:

- Improved Facility Management
- Availability (suitable facility space for your organisation)
- Availability (suitable time periods for your organisation)
- Accessibility (travel time)
- Disabled Access
- Sports Equipment Provided (if applicable)
- Sport Surfaces (floor/walls where applicable)
- Facility Maintenance
- Value for Money
- Childcare Facilities
- Customer Service
- Cleanliness
- Changing facilities
- Toilets
- Clubhouse/Bar facilities (if applicable)
- Ease of booking

A: The top 5 areas for investment identified are detailed in the table below. Overall availability of facilities in terms of their suitability and time available and value for money are the most important factors.

PRIORITY	TOP 5 AREAS IDENTIFIED
PRIORITY 1	<ol style="list-style-type: none">1. Availability (suitable facility space for your organisation)2. Value for Money3. Availability (suitable time periods for your organisation)4. Sports Equipment Provided (if applicable)5. Sport Surfaces (floor/walls where applicable)
PRIORITY 2	<ol style="list-style-type: none">1. Availability (suitable facility space for your organisation)2. Availability (suitable time periods for your organisation)3. Value for Money4. Sports Equipment Provided (if applicable)5. Sport Surfaces (floor/walls where applicable)
PRIORITY 3	<ol style="list-style-type: none">1. Availability (suitable time periods for your organisation)2. Sport Surfaces (floor/walls where applicable)3. Value for Money4. Changing facilities5. Facility Maintenance




Question 19

Q: Respondents were asked to provide their reasons for their selection of the priorities above, question 18.


A: The responses are recorded below which have been grouped into a broad range of categories.

RESPONSE	CATEGORY
Concern rising costs of sports hall would mean we would not cover costs	costs increasing
court rental costs rising	costs increasing
Local authorities everywhere are becoming too expensive discouraging families from being active	costs increasing
Proposed increases for court hire (doubling our current costs) will have a massively detrimental effect on the club	costs increasing
Unacceptable 100% price increase when there is no other option.	costs increasing
My Overheads for my two classes increased by 100% from the old sports center	costs increasing
The courts are expensive per hour - about twice what it costs to book a court for 1 hour at Tyneside Badminton Centre. We struggle to get a block booking for the number of courts we need since the soft play was put in at Willowburn. And we have had trouble booking courts. We booked courts for a match in February but when we and our opponents from North Shields turned up we found they'd been double-booked.	costs increasing, need more time
No Referee stands on net. Members find ability to pay increasingly difficult. We would like to play matches on another evening and transfer juniors from qe high school	Equipment needs
Smaller Preschool equipment	Equipment needs
Sports surfaces (floor) is important as with judo good mats are needed for training, the maintenance is important as training takes place without footwear on, so the cleanliness of the club is important and changing facilities is important as the students shouldn't be travelling to the judo club in their judo suits.	Equipment needs
Equipment: big opportunity to improve the studio cycles. we use spinning during the winter but the data is limited. If the equipment was upgraded to watt bike for example it would be much improved and used more frequently and	Equipment needs
Provision of additional equipment would support greater membership numbers	Equipment needs
Walls the wrong colour for badminton. Ponteland LC has a better colour in blue. Bad England recommend a jade. Our old block booking rate is £7.50. At that rate, we can do our bit of growing the sport. £10 is sickening. Half hour books at off-peak times	Equipment needs, costs increasing
Limited to 3 lanes due to public always having access to the pool. Lack of dry side for training - no studio space available gym limited to 14+ even for cardio training.	need more space
Short of space at peak periods	need more space




NORTHUMBERLAND COUNTY COUNCIL INDOOR FACILITY STRATEGY AND PLAYING PITCH STRATEGY

RESPONSE	CATEGORY
The pool is too small for the training requirements. We have to turn away members as it is too full to really train well	need more space
Would like hall 6-9 if we could	need more time
For many years we have been trying to get an earlier time slot to encourage younger girls to training, without success. Maintaining value for money is important to our members. Its vital we keep a full sized sports hall in Morpeth so team sports like netball and basketball can still be played in the Morpeth area.	need more time
Even though we have lots of people on the waiting list we have no space available to increase the size of the club. To do so more pool time would be needed. Due to lack of available funding we have recently purchased replacement anti turbulence Lane ropes at a cost of £3000. We have also replaced diving blocks and are looking to buy a replacement timing system. These would have previously been funded by the pool as they are for the pools general use. The value for money has reduced due to recent changes.	need more time, need more space
The monthly payment per dolphin to the pool no longer permits them to swim at other times than just dolphin sessions. No general swimming is included.	
The Wednesday indoor session is too short for a scoring round, so must be practice only. Before long this hall will limit the size of the club due to access and safety concerns. As the club grows it would be nice to be able to offer more shooting times, which will be required if we are to train and retain top archers. We spend over £100 per week for 4 hours in the sports halls, this is a very high financial load for a club that is just starting and has not reached the target membership required to pay the fees (but also see the point about club size made earlier).	need more time, need more space
We struggle to book facilities for the growing demand in the sport due to time available. The ease of booking has not be good especially in the last few months. I work alongside Northumberland County Netball Association who have tried on numerous occasion with Blyth Sports Centre to contact bookings service regarding there current booking and also extending this however in over 2 months there has been 0 communication to NCNA regarding the enquires other than sending the bills every month. A lot of the surfaces in the county have gradually deteriorated over the years and are no longer adequate and some facilities do not have adequate space of a netball post to be positioned off the court. Facilities do not always remove football goals from behind the netball posts which for umpires is a health and safety risk.	need more time, need more space
The leisure centre cannot give us any pool time during the week even though the pool is underutilised for most of the week. The cost of booking the pool has doubled in the past 2 years and is now at a level where the cost is prohibitive for community clubs to use. The leisure centre management are unhelpful in trying to accommodate pool time for our club even though there is growing demand for the sport.	need more time, need more space
Football has priority over the majority of facilities in the area.	other
Facility is generally in poor condition with regularly cold showers.	other



NORTHUMBERLAND COUNTY COUNCIL INDOOR FACILITY STRATEGY AND PLAYING PITCH STRATEGY

RESPONSE	CATEGORY
We book facilities based on location in county as we move our sessions around. Over the last 12 months I have gone to an alternative facility provider 6 times after waiting over 4 weeks for a facility booking confirmation. We can not use online system and by phone no one seems to know who can book the sports hall for one off events/activities. Tend to be passed person to person and then we just go somewhere else.	other
High staff turnover, best tend to leave. Discrepancies/anomalies in Active N/Land pay structure, no annual reviews.	other
The facility meets our needs	other
Section for lifesaving requires dry land facilities for teaching resus water safety and first aid storage for 30 adult jnr baby resus manikins to cover 40 people. and lifesaving sport requires extra lifesaving equipment storage for 20 manikins, 20 torpedo buoys, ASA galas storage for electronic timing pads, starting blocks anti wave lane markers, computer equipment. Beach Lifeguard HQ for voluntary beach lifeguard patrols first aid, lost children and training as well as storage for rescue equipment	other
The booking is done by a third party which often makes mistakes causing problems on the night. e.g. to many students for the session. I have sourced the equipment yet Willowburn have made all the profit nothing has been given back to the sessions. The Kayaking sessions are very popular some people are turned away maybe we could provide more sessions?	other
No running track for 40 miles plus. static bikes are out of date and provide insufficient data.	specialist facility need
we are very specialised and have a lot of equipment and cannot run easily at the same time as cricket due to the layout of nets and our apparatus. Further availability for us can only come when cricket not in but difficult to set up extra squad or classes when you cant run for 12 weeks of the year when they are in. Our Rig for the trampoline is in an impractical place so we cannot use it for advanced training easily or when cricket is in and we are at the point now where we have advance trampolinists looking to compete at a National Level and work towards national squads this will hold them back. We also have to visit another facility to use the sprung floor and tumble track as we cannot have one ourselves due to no more available storage. We need our own permanent facility.	specialist facility need
The main limitation we have is that we would prefer to train on a synthetic athletics track surface to enable the use of spiked shoes, to replicate competition conditions. I appreciate this is not a realistic proposition though.	specialist facility need
We would like to take more less abled people in but we need to up grade the facilities to allow this to happen	specialist facility need
There is no suitable tarmac facility for road cycling within 50 miles, and this is preventing local young riders from participating	specialist facility need
We could have more clubs using the facility if we had more outside courts useable all year	specialist facility need
As of September, the junior section of the club will have to shut if new facilities cannot be found. Alnwick town needs a running track.	specialist facility need
We use two parts of the school. The school gym is adequate in every respect. The autonomous boxing gym we use has limited space for growth and we need to invest to build an extension unit. We have to provide value for money in order that	specialist facility need



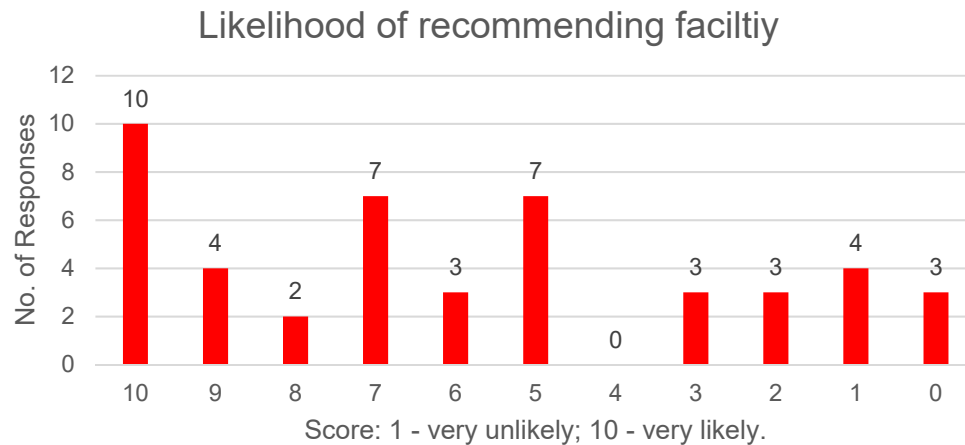
NORTHUMBERLAND COUNTY COUNCIL INDOOR FACILITY STRATEGY AND PLAYING PITCH STRATEGY

RESPONSE	CATEGORY
we are accessible to everybody wishing to take part and also as we seek funding for some projects. A good floor is key to most of our activities - the boxing gym flooring is expensive.	

Question 20


Q: How likely is it that you would recommend this facility to other similar sports organisations? 1 - very unlikely; 10 - very likely.

A: 46 responses were provided. Overall respondents are likely to recommend a facility.



Question 21


Q: Any other comments on your main facility



NORTHUMBERLAND COUNTY COUNCIL INDOOR FACILITY STRATEGY AND PLAYING PITCH STRATEGY


A: 26 respondents chose to add additional comments

FACILITY		RESPONSE
ASHINGTON LEISURE CENTRE	Wansbeck Gymnastics & Trampolining Club	Will and have recommended the venue for trampolining competitions, regional training sessions and for British Gymnastics to host UKCC courses
BLYTH LEISURE CENTRE	Blyth Lifeguard & Swimming Club	Swimming club has been in existence since 1932. Request by the council when the Blyth pool opened to be the host swimming club providing lifesaving and swimming tuition to the general public. The club became very successful in lifesaving and train a number of elite athletes who compete in international lifesaving competitions and also gain employment within active Northumberland through the club lifeguard training plan. Therefore, the facilities we have at the moment are very adequate for our sport. Meet the requirements of the ASA and RLSS governing bodies to hold short course competitions including spectator's facilities to support at galas. Please please ensure ASA swimming competitions requirements is not eliminated reducing income to the new sports centre due to competition not being able to be run. The club brings £10000 income in pool hire per year. Also, over £20000 pool entry fees per year so please ensure adequate team changing area for children on a evening to cover child protection on an evening with secure aquatic area that can be segregated for private event use
COQUET SHOREBASE TRUST	Coquet Canoe Club	In general, the building is suitable, however extra storage space would be really useful
CRAMLINGTON SPORTING CLUB	Cramlington Archers	Generally, the staff are helpful and have provided storage facilities for the club equipment without which the club could not exist. It is unfortunate for us that the facilities are fully booked at all suitable times, as this may limit the size of the club in the future.
CRAMLINGTON SPORTING CLUB	England Netball	Our main facility is Cramlington Sporting Club and all comments regarding improvements are not applicable to that facility. We have no issues with Cramlington. These relate to other facilities across the county. We would recommend Cramlington everytime.
EMPIRE GYM COWPEN ROAD BLYTH	Empire school of boxing	We have bag areas two sparring rings and a very experienced coaching team who produce national champions every year



NORTHUMBERLAND COUNTY COUNCIL INDOOR FACILITY STRATEGY AND PLAYING PITCH STRATEGY


FACILITY		RESPONSE
GLENDALE COMMUNITY MIDDLE SCHOOL	Glendale Amateur Boxing & Fitness Club	The only reason we would not recommend it is because further use by other groups might compromise our use of it and therefore the sustainability of our club.
HIGH FOREST COMMUNITY CENTRE SINDERHOPE	Sinderhope table tennis club	community centre is a convenient facility to play our sport & has not been designed for the sport but is adequate for our needs
LINDISFARNE SPORTS HALL	Alnwick Harriers	there has been no club involvement in the decision to get rid of Lindisfarne or the dropping of the plans to include a running track in Alnwick
PONTELAND LEISURE CENTRE	Ponteland Runners (including Ponteland Tri)	A lot of the staff at the centre are very unhelpful and uncooperative. The facilities are in a very bad state of repairs and the cleanliness is appalling.
PONTELAND LEISURE CENTRE	Ponteland No Strings Badminton	Old site and building, central community location, ticks over. Concentrates on Swim and Gym only.
QUEEN ELIZABETH HIGH SCHOOL	Tynedale Netball	the main facility that we can only get access to, is 10ft too short and 2 ft too narrow, with no room at the edge of the court for throw-ins. (Netball)
QUEEN ELIZABETH HIGH SCHOOL	Tynedale netball	We do not have a main facility. We train wherever we can find a free court. Our position is extremely frustrating
RIVERSIDE LEISURE CENTRE	Morpeth Netball Club	We use Riverside Sports facilities which has a great sports hall but poor gym, toilet and general facilities with many obstructions in allowing more flexibility in booking a different time slot.
RIVERSIDE LEISURE CENTRE	Morpeth Basketball Club	Leisure centre appears to have been neglected over a period of years
RIVERSIDE LEISURE CENTRE	Morpeth amateur swimming club	A replacement facility should really have been built 20 years ago, nothing could really be upgraded, a new facility is desperately required to stop people going elsewhere. Our best swimmers go to Newcastle clubs for better facilities and more training time.
SPORTING CLUB CRAMLINGTON	Cramlington Table Tennis Club	School and community venue. We have storage space for equipment which is often difficult to access due to school not putting their equipment away in a tidy manner



NORTHUMBERLAND COUNTY COUNCIL INDOOR FACILITY STRATEGY AND PLAYING PITCH STRATEGY

FACILITY		RESPONSE
SPORTING CLUB CRAMLINGTON	Astley netball club	The staff couldn't be more helpful 😊
SPORTING CLUB, CRAMLINGTON	John Watt Badminton Academy	Please keep me in the loop
SWAN CENTRE	Berwick Badminton Club	The swan centre is a great venue that we need to keep not close
SWAN CENTRE	Berwick and district badminton league	The staff are active Northumberland are trying to run down the facility
SWAN CENTRE	Tweed triathlon Club	The current proposal for a new and fully updated Leisure Centre is the preferred option and the only way we will get the fully upgraded facilities.
THORNEYFORD FARM	Tyneside Vagabonds Cycling Club	The facility is good for off-road cycling but does not cater for road cycling - we really need a road facility
WE USE SEVERAL ACTIVE NORTHUMBERLAND SITES - MOST THIS YEAR BLYTH SPORTING CLUB	SMILE Through Sport CIC (Disability Sport)	The facilities we have used are all great once inside. There needs to be a clear understanding of who is booking the facilities and that person must be contactable and not so busy it takes weeks to get an answer.
WENTWORTH LEISURE CENTRE	Tynedale Volleyball Club	Centre management have been excellent and supportive throughout our 25+ years based at Wentworth
WILLOWBURN LEISURE CENTRE	Alnwick Dolphins	We couldn't recommend this facility as there is no available space for another club.

Question 22




NORTHUMBERLAND COUNTY COUNCIL INDOOR FACILITY STRATEGY AND PLAYING PITCH STRATEGY

Q: In order to achieve your aspirations (potential) of your organisation, what partner support will you require over the next 3 years?

A: 29 comments were received from organisations, which have been grouped into a broad range of categories below.

RESPONSE	CATEGORY
Reduction in court fee, as a Cramlington parent, I am concerned Active Northumberland is getting to costly	affordable facilities
Don't sink us with 34% increase in costings. Join us in seeking the developments we're driving. Support us with flexibility	affordable facilities
Inflation only increase on court hire	affordable facilities
Support in training of coaches	coaches
Courses for umpires and coaches	coaches, funding
As we go onto compete, we need volunteers to step forward to go on coaching and Judging courses as they are a high cost to the club. If we don't have judges the club is fined. We also need our existing coaches to continue their ongoing CPD training as the increase in participation and the standards of the gymnasts continue to rise, we will be looking at possibly going into more national competitions so the need for judges and coaches is very much needed.	coaches, volunteers
We will need to fund the training and development of current coaches and develop more volunteers. Northumberland County Netball Associated are key in helping us with this.	coaches, volunteers, funding
Availability of courts.	facilities
cooperation from leisure providers for pool space especially when we get the new leisure facilities in Ponteland	facilities
Extra training time, feed of swimmers from learn to swim into the club	facilities, Partnership working
Have I mentioned a traffic-free road cycling facility? ;-)	facilities
A minimum of what we have now. Working partnership and inclusion in early planning requirements for new pool at Blyth to ensure funding can be sought from Sport England	facilities
flexibility with our pool requirements	facilities
keep the sports centre open	facilities
training times, school club links	facilities
Will need re-investment in high jump equipment at Bede. Long term we need a dedicated athletics indoor/outdoor track in the Blyth area	Facilities, equipment
Aid with promotion and facility time.	facilities, marketing
funding to support costs of expensive courts which are rarely available.	funding



NORTHUMBERLAND COUNTY COUNCIL INDOOR FACILITY STRATEGY AND PLAYING PITCH STRATEGY


RESPONSE	CATEGORY
Funding to make this accessible	funding
Would like to work with Council, Active Northumberland or Arch, currently working with Big Potential to prepare us for getting ready to apply for large funding opportunities	funding
Finance to help with changes required	funding
Funding. We have superb support from Northumberland Sport but we will seek external funding for the expansion project	funding
Funding and help from council to arrange an adequate training base	Funding, facilities
More pool time grants for playboats and training coaches from the ranks	funding, facilities, equipment
Consistent availability of facilities. Assistance with advertising the club. Assistance in gaining grants to allow more equipment to allow more members to shoot. No increase in costs as this may jeopardise the club's ability to continue.	funding, facilities, marketing, affordable facilities
Home Nation support. Northumberland Sport.	Partnership working
Coordinated working	Partnership working
Active Northumberland and the Leisure Centre manager.	Partnership working
Funding partners, land owners, council, active Northumberland.	Partnership working

Question 23

Q: Any other comments on wider sports provision


A: 19 comments were received from organisations

RESPONSE	SPORT
Cramlington is underserved with sporting provision, with only 2 sports halls available for general hire for the entire population.	Archery
We use facilities indoors and outdoors at the Leisure Centre the replies above apply to indoor only. We use indoors once a week during winter, field facilities are used three times a week during summer.	Archery




NORTHUMBERLAND COUNTY COUNCIL INDOOR FACILITY STRATEGY AND PLAYING PITCH STRATEGY

RESPONSE	SPORT
As an athletics club, we use Sports Centre as our base, lack of bar facilities means most members go elsewhere after training. Facilities haven't been upgraded or modernised for a few years and the building looks old. Ideally, we would like a track with changing facilities built in the area	Athletics
Alnwick harriers are willing to put time and energy in to getting a running track for the area. We have been fighting for this for 8 years but have been blocked at every opportunity such as the new high school being built, the new football and rugby facilities provided.	Athletics
Loads. Please keep me in the loop.	Badminton
Give sports centre managers power to set pricing and get the centre used	Badminton
Run a "Northumberland Badminton" event. Driven by the Health agenda, cheap and accessible to all ages/abilities.	Badminton
When the nearest county council sports hall is 30 miles away in Alnwick is not feasible to walk or use public transport.	Badminton
We are a progressive sports science boxing club who looks at the latest physiological development and apply them to our boxers I think better sporting facilities in Blyth would help	Boxing
Northumberland Sport are a credit to the sports industry and without them we would not be a club. Anybody thinking of setting up any sport provision in Northumberland should seek their advice and guidance.	Boxing
My comments relate to a privately sourced sports facility as there are no council provided facilities for us to use. Would appreciate advice on how to influence appropriate facility provision - feel free to contact me directly	Cycling
Netball is never the priority in this area, even though it is an increasingly growing sport. Football is prioritised at every facility and the only full sized facility do not accommodate the netball, they may find it difficult for us to gain access to training there.	Netball
I hope that sport across the region can remain funded to increase participation	Netball
Netball really needs better facilities in the Tynedale area. Our club currently trains at QEHs but the court is too small. Wentworth Leisure Centre seems to be unwilling to move the sports hall boards to facilitate the netball court. When they do the hall is not big enough for the current posts to be correctly positioned. Also the costs are too high. We have become first division county champions against all odds.	Netball
Morpeth sports facilities are very limited and with the number of new properties being built it is essential that sport provision for team and individual sports is high on the agenda.	Netball




NORTHUMBERLAND COUNTY COUNCIL INDOOR FACILITY STRATEGY AND PLAYING PITCH STRATEGY

RESPONSE	SPORT
<p>There is only one pool in Northumberland classified as a 25m short course sports pool which is Hexham due to its specification. Please ensure there will be a second pool to promote the sport of swimming and to ensure the on going success of elite athletes in lifesaving in Blyth. Through ensuring a good design of a 25m 6 lane sports pool being the minimum standard with spectator availability for 100. A good moveable floor to allow access to deep water preferably 3 mtrs to allow ils manikin pick ups to be practiced, allow access for sub aqua if required and canoeing, maximise shallow water available to increase income through learn to swim classes. Blyth population of young people is high regarding the amount of children who cannot swim</p>	Swimming
<p>Northumberland and Tyne and Wear are Cinderella's of table tennis compared to areas such as Teeside (at least 2 dedicated 24/7 TT centres) and Yorkshire. Within our club there are social players and league players of all ages and abilities mixing with each other. Table tennis is a sport that can be played by all ages and abilities and offers a good healthy participation in body as well as mind. Until we have a dedicated centre that can provide for social and league players we will never reach the potential that the sport offers. And deserves.</p>	Table Tennis
<p>As previously mentioned the provision of a new multi use leisure facility would be the preferred option.</p>	Triathlon
<p>As a triathlon club, we need to use tarmac surfaces to provide cycle coaching for children. With the new leisure facilities being built in Ponteland, it would be good to be consulted with respect to the new facilities and whether these will support the needs of the club both now and as the club continues to grow. A tarmac circuit in the facilities would provide excellent run and cycle facilities for the community as well as our club.</p>	Triathlon




APPENDIX 5: SCHOOL SURVEY SUMMARY

SCHOOL	AVAILABLE TO THE COMMUNITY?	FORMAL COMMUNITY USE AGREEMENT?	INDOOR SPORTS FACILITY ON SITE	WEEKDAY HOURS AVAILABLE FOR COMMUNITY USE	WEEKEND HOURS AVAILABLE FOR COMMUNITY USE	OCTOBER-MARCH		APRIL-SEPTEMBER		CLUBS ON SITE	AMBITION TO INCREASE COMMUNITY USE	MOST POPULAR SPORTS ON SITE	PLANS TO DEVELOP CURRENT FACILITIES	IS FACILITY AVAILABLE FOR INCREASED HOURS DURING SCHOOL HOLIDAY PERIODS?
						CURRENT USAGE OF FACILITY DURING COMMUNITY HOURS (ESTIMATED %)	BLOCK BOOKING OF FACILITY (ESTIMATED % AGAINST CASUAL PAY AND PLAY US)	CURRENT USAGE OF FACILITY DURING COMMUNITY HOURS (ESTIMATED %)	BLOCK BOOKING OF FACILITY (ESTIMATED % AGAINST CASUAL PAY AND PLAY US)					
Acomb First School	No	N/A												
Acklington First School	The school does not have indoor sports facilities on site													
James Calvert Spence College	Yes	No	Sports Hall	5.30pm-9.30pm	9am-9pm dependent on staffing	60%	0%	20%	0%	Amble Juniors Tavern FC Felton Juniors St Cuthberts FC Yoga Groups NE Dance Co	Yes – always promoting community use and happy to increase	Football	Yes – proposed plans of new build with better outdoor facilities and a floodlit all weather football pitch	Yes – use all day and evening
			Dance Studio			20%	0%	15%	0%					
			Fitness Suite			No answer	No answer	No answer	No answer					
			Climbing Wall			No answer	No answer	No answer	No answer					
			Netball Courts			20%	0%	20%	0%					
Astley Community School	Yes	Yes	Sports Hall	5pm-10pm	9am-10pm	70%	100%	70%	100%	Walking Netball Newcastle United Football (junior development) Cramlington Juniors FC	Yes – would like to have more weekend bookings	Football Swimming Cricket Netball	No current plans	Yes
			Small hall	5pm-10pm	9am-10pm	20%	100%	20%	100%					
			Swimming Pool	4.30pm-8pm	9am-8pm	70%	100% (all Learn 2 Swim block bookings)	70%	100% (all Learn 2 Swim block bookings)					
Bede Academy Blyth	Yes	Yes	Sports Hall	6pm-9pm	Saturday 9am-5pm / Sunday closed	40%	100%	20%	100%	The school does not publish this information	Yes	Football Athletics Fitness classes	No	Yes – daily from 9am to 5pm
			Dance Studio			25%	100%	25%	100%					
			Fitness Suite			No answer								
			All weather Pitch											




NORTHUMBERLAND COUNTY COUNCIL
INDOOR FACILITY STRATEGY AND PLAYING PITCH STRATEGY

SCHOOL	AVAILABLE TO THE COMMUNITY?	FORMAL COMMUNITY USE AGREEMENT?	INDOOR SPORTS FACILITY ON SITE	WEEKDAY HOURS AVAILABLE FOR COMMUNITY USE	WEEKEND HOURS AVAILABLE FOR COMMUNITY USE	OCTOBER-MARCH		APRIL-SEPTEMBER		CLUBS ON SITE	AMBITION TO INCREASE COMMUNITY USE	MOST POPULAR SPORTS ON SITE	PLANS TO DEVELOP CURRENT FACILITIES	IS FACILITY AVAILABLE FOR INCREASED HOURS DURING SCHOOL HOLIDAY PERIODS?
						CURRENT USAGE OF FACILITY DURING COMMUNITY HOURS (ESTIMATED %)	BLOCK BOOKING OF FACILITY (ESTIMATED % AGAINST CASUAL PAY AND PLAY US)	CURRENT USAGE OF FACILITY DURING COMMUNITY HOURS (ESTIMATED %)	BLOCK BOOKING OF FACILITY (ESTIMATED % AGAINST CASUAL PAY AND PLAY US)					
Bedlington West End First School	The school does not have indoor sports facilities on site													
Bedlington Whitley Memorial CE First School	The school does not have indoor sports facilities on site													
Berwick Academy	Yes	No formal agreements in place, rights of use to certain clubs	Dining Hall	4pm-10pm	No answer	70%	90%	45-50%	90%	Football, Badminton and Squash clubs	Not currently but would be open to more community use	Football Fitness classes Badminton Squash	No – facilities are new and to a good standard, no current need to improve	No, hours are reduced during holiday periods
			Squash Courts (2)											
			Sports Hall											
			Fitness Gym	Not Available										
Berwick St Mary’s CoE First School	The school does not have indoor sports facilities on site													
Bothal Primary School	Yes	No	Gym	4 hours	Not Available	0%	N/A	10%	100%	Only a Karate Club	Plans to have Ashington Hirst running club using the school as a base, which would mean a huge increase in usage	Karate	No	No – reduced availability
			Dinner Hall	4 hours	Not Available	0%	N/A	10%	100%					
Broomhill First School	The school does not have indoor sports facilities on site													
Burnside Primary School	Yes	Yes	School Hall	4pm-9pm	Not available	40% (2 out of 5 nights per week – term time only)	No Answer	40% (2 out of 5 nights per week – term time only)	No Answer	Grassroots Gymnastics	No	Scouts Gymnastics	No	No




NORTHUMBERLAND COUNTY COUNCIL INDOOR FACILITY STRATEGY AND PLAYING PITCH STRATEGY

SCHOOL	AVAILABLE TO THE COMMUNITY?	FORMAL COMMUNITY USE AGREEMENT?	INDOOR SPORTS FACILITY ON SITE	WEEKDAY HOURS AVAILABLE FOR COMMUNITY USE	WEEKEND HOURS AVAILABLE FOR COMMUNITY USE	OCTOBER-MARCH		APRIL-SEPTEMBER		CLUBS ON SITE	AMBITION TO INCREASE COMMUNITY USE	MOST POPULAR SPORTS ON SITE	PLANS TO DEVELOP CURRENT FACILITIES	IS FACILITY AVAILABLE FOR INCREASED HOURS DURING SCHOOL HOLIDAY PERIODS?
						CURRENT USAGE OF FACILITY DURING COMMUNITY HOURS (ESTIMATED %)	BLOCK BOOKING OF FACILITY (ESTIMATED % AGAINST CASUAL PAY AND PLAY US)	CURRENT USAGE OF FACILITY DURING COMMUNITY HOURS (ESTIMATED %)	BLOCK BOOKING OF FACILITY (ESTIMATED % AGAINST CASUAL PAY AND PLAY US)					
Corbridge CoE Aided First School	Yes	No	Sports Hall	7 hours	Full days both Saturday and Sunday	Less than 5%	Less than 5%	Less than 5%	Less than 5%	Molly Stroyan Dance Club Newcastle Community Football	Yes, would like to increase lettings of hall and sports field	Dance Football Karate	No	Yes – available for full days
Darras Wall First School	Yes	No	Upper Hall	6pm-12am	7am-12am	80% (not on weekends)	100%	80%	100%	Wylam Karate Club PatricTucker Judo Grassroots Guymnastics Irish Dancing Phil Hall Badminton Premier Sports Newcastle Community Football	Almost at capacity, the only night available would be Friday or weekends	Karate Gymnastics Dancing Badminton Football	No, current new school build planned for 2018	Facilities are available during school holidays when caretakers are not on annual leave
			Lower Hall	6pm-12am	7am-12am	80% (not on weekends)	100%	80%	100%					
Duchess Community High School	No	N/A									Yes, once facilities have been built	N/A	N/A	No
Glendale Middle School	Yes	No legal agreement but long term agreement between users and school	Gym	4 hours	Not Available	80%	100%	60%	100%	Badminton Boxing Bowls Keep Fit	No, would not be able to increase much more due to limitation on space	Boxing and Bowls	No	No, hours are reduced
			Sports Hall	4 hours	Not Available	70%	100%	40%	100%					
Hexham Middle School	Yes	Yes	Sports Hall	6pm-9pm	Dependent on caretaker	1%	No answer	0%	No answer	Zumba Tynedale Ladies Hockey Club Football in the community	It has not been discussed	Zumba	No	Yes, the school often have Football Week held on site through the holidays
Highfield Middle School	The school does not have indoor sports facilities on site													
Holy Island C of E First School	The school does not have indoor sports facilities on site													




NORTHUMBERLAND COUNTY COUNCIL INDOOR FACILITY STRATEGY AND PLAYING PITCH STRATEGY

SCHOOL	AVAILABLE TO THE COMMUNITY?	FORMAL COMMUNITY USE AGREEMENT?	INDOOR SPORTS FACILITY ON SITE	WEEKDAY HOURS AVAILABLE FOR COMMUNITY USE	WEEKEND HOURS AVAILABLE FOR COMMUNITY USE	OCTOBER-MARCH		APRIL-SEPTEMBER		CLUBS ON SITE	AMBITION TO INCREASE COMMUNITY USE	MOST POPULAR SPORTS ON SITE	PLANS TO DEVELOP CURRENT FACILITIES	IS FACILITY AVAILABLE FOR INCREASED HOURS DURING SCHOOL HOLIDAY PERIODS?
						CURRENT USAGE OF FACILITY DURING COMMUNITY HOURS (ESTIMATED %)	BLOCK BOOKING OF FACILITY (ESTIMATED % AGAINST CASUAL PAY AND PLAY US)	CURRENT USAGE OF FACILITY DURING COMMUNITY HOURS (ESTIMATED %)	BLOCK BOOKING OF FACILITY (ESTIMATED % AGAINST CASUAL PAY AND PLAY US)					
Kielder First School	Yes	Unknown	Sports Hall	No answer		Used for badminton 1 night a week				No answer	Only if the facility is run by a separate committee. The school does not have staffing or financial capacity to manage this	No answer	No answer	No answer
Longridge Towers School	No	Private school – no community usage on site												
Lowick First School	Yes	No	Gym	4pm-9pm	Not Available	8%	100%	8%	100%	Lowick Archery Club	No answer	Archery	No answer	No answer
Meadowdale Academy	Yes	No	Small Hall	5pm-7pm Tuesday to Thursday	Not Available	No answer	No answer	Available during term time only		No indoor use	Yes, have recently welcomed community groups to the site (scouts, fitness clubs)	Football (outdoor)	Yes, but mainly outdoor facilities	No
Northumberland Church School	Yes	Yes	Sports Hall	5pm-10pm	9am-5pm	85%	85%	50%	50%	Bedlington Netball Club Ashington Juniors FC Bedlington Juniors FC Guidepost Juniors FC	Yes, but a private contractor has been appointed for rentals	Football	Not currently	N/A
			3G Pitch	5pm-10pm	9am-5pm	60%	60%	50%	50%					
Rothbury First School	The school does not have indoor sports facilities on site. However, their dining hall is booked by community organisations to deliver ballet, Zumba and yoga at different times in the year													
Seaton Sluice Middle School	The school does not have indoor sports facilities on site. They have a small hall that is used for assemblies, dining and occasional gym lessons (not adequate for sports use due to its size)													
Slaley First School	No	N/A												



NORTHUMBERLAND COUNTY COUNCIL
INDOOR FACILITY STRATEGY AND PLAYING PITCH STRATEGY

SCHOOL	AVAILABLE TO THE COMMUNITY?	FORMAL COMMUNITY USE AGREEMENT?	INDOOR SPORTS FACILITY ON SITE	WEEKDAY HOURS AVAILABLE FOR COMMUNITY USE	WEEKEND HOURS AVAILABLE FOR COMMUNITY USE	OCTOBER-MARCH		APRIL-SEPTEMBER		CLUBS ON SITE	AMBITION TO INCREASE COMMUNITY USE	MOST POPULAR SPORTS ON SITE	PLANS TO DEVELOP CURRENT FACILITIES	IS FACILITY AVAILABLE FOR INCREASED HOURS DURING SCHOOL HOLIDAY PERIODS?
						CURRENT USAGE OF FACILITY DURING COMMUNITY HOURS (ESTIMATED %)	BLOCK BOOKING OF FACILITY (ESTIMATED % AGAINST CASUAL PAY AND PLAY US)	CURRENT USAGE OF FACILITY DURING COMMUNITY HOURS (ESTIMATED %)	BLOCK BOOKING OF FACILITY (ESTIMATED % AGAINST CASUAL PAY AND PLAY US)					
St Benet Biscot Catholic School	Yes	No	Sports Hall	4 hours	Not available	80%	100%	Not available due to exams season		Bedlington Town FC	No answer	Football	Current project to refurbish the sports hall. The school has a partnership with Bedlington Town FC and are currently exploring potential funding sources to develop facilities	Potentially, but funding would be needed to support access as the site team have other duties during holiday times
			Gym	4 hours	Not available	0%	N/A	0%	N/A					
St Mary's CE VA Middle School, Belford	The school does not have indoor sports facilities on site													
The Dales Special School	Yes	No	The school has a gym that is not available for community use							N/A	Willing to consider applications	N/A	No	No
Tweedmouth Wests First School	The school does not have indoor sports facilities on site. Only a school/dinner hall that is not available for community use													
Whitfield Primary School	The school does not have indoor sports facilities on site. There is a small hall that is open to the community but not currently used													
Wylam First School	Yes	No	School Hall	3.15pm-4.30pm	Not available	1 hour per week during term time only and 10 days during school holidays				Seiken Ryu Karate Association Newcastle Community Football	Not currently	Karate Football	No	Yes, as long as a school caretaker is available



NORTHUMBERLAND COUNTY COUNCIL INDOOR FACILITY STRATEGY AND PLAYING PITCH STRATEGY

APPENDIX 6: PARISH COUNCIL CONSULTEES

PARISH COUNCIL	ADDRESS
Craster	Dunstan, Alnwick, NE66 3TY
Embleton	Embleton, Alnwick, NE66 3UT
Bardon Mill	Bardon Mill, Hexham, NE47 7HU
Hexhamshire	Leazes Lane, Steel, Hexham, NE47 0HB
Ovingham	Piper Road, Ovingham, Prudhoe, NE42 6AZ
Longhorsley	NE65 8UX
Felton	Recreation Lane, Felton, Morpeth, NE65 9QA
East Chevington	Red Row, Morpeth, NE61 5AS
Shilbottle	Grange Road, Shilbottle, Alnwick, NE66 2XN
Newton on the Moor and Swarland	Old Park Road, Swarland, Morpeth, NE65 9HJ
Warkworth	Warkworth, Morpeth, NE65 0SW
Acomb	Main Street, Acomb, Hexham, NE46 4PT
Ellington & Linton	Linton Colliery, Morpeth, NE61 5SD



Strategic Assessment of Need for Sports Halls provision in Northumberland UA

Facility Planning Model

National Run Report 2017

May 2017

Contents

1.	Introduction	Error! Bookmark not defined.
2.	Supply of Sports Halls	4
3.	Demand for Sports Halls	6
4.	Supply & Demand Balance	7
5.	Satisfied Demand- demand from Northumberland UA residents currently being met by supply	8
6.	Unmet Demand - demand from Northumberland UA residents not currently being met	10
7.	Used Capacity - How well used are the facilities?	12
8.	Local Share - equity share of facilities	14
9.	Summary and Conclusions	15
10.	Maps	16
	Appendix 1: Sports Halls Included/Excluded	17
	Appendix 2 – Model description, Inclusion Criteria and Model Parameters	25

1. Introduction

- 1.1. This report and the accompanying maps provide a strategic assessment of the current level of provision for Sports Halls in Northumberland UA. This assessment uses Sport England's Facilities Planning Model and the data from the National Run using Active Places data as at January 2017.
- 1.2. The information contained within the report should be read alongside the two appendices. Appendix 1 sets out the facilities that have been included within this analysis together with those that have been excluded. Appendix 2 provides background to the Facilities Planning Model (FPM), facility inclusion criteria and the model parameters.
- 1.3. The FPM modelling and dataset builds in a number of assumptions as set out in Appendix 2 regarding the supply and demand of provision. This report should not be considered in isolation and it is recommended that this analysis should form part of a wider assessment of provision at the local level, using other available information and knowledge from (a) sports perspective (NGB and local clubs & teams), and for; (b) a local perspective (from the LA/facility providers/community).
- 1.4. To help with comparative analysis the data outputs for Northumberland UA have been compared with national and regional averages in addition to other authorities, which may be relevant due to geographic, CIPFA or other relationship. The comparison authorities include: Newcastle upon Tyne, North Tyneside, County Durham UA, Cumbria County, NORTH EAST REGION, ENGLAND.

2. Supply of Sports Halls

Table 1 - Supply	Northumberland UA	Newcastle upon Tyne	North Tyneside	County Durham UA	Cumbria County	NORTH EAST REGION	ENGLAND
Number of halls	37	34	28	65	78	348	5,993
Number of hall sites	29	24	17	46	48	237	4,078
Supply of total hall space in courts	150.20	151.20	110.80	264.20	299.40	1,385.60	23,644.40
Supply of publicly available hall space in courts (scaled with hrs avail in pp)	116.90	102.10	80.10	194	204.40	982.60	17,256.50
Supply of total hall space in VPWPP	31,918	27,881	21,873	52,961	55,801	268,258	4,711,013
Courts per 10,000	4.70	5.10	5.40	5	6	5.20	4.30

- 2.1. Northumberland has a supply of 150 courts across 29 sites. This is scaled to 116 courts with hours available in the peak period. The supply can accommodate 31,918 visits per week in the peak period. This is almost 12% of the total supply in the North East region.
- 2.2. The supply of courts is dominated by educational sites with some public sites and military sites in Northumberland West and North Northumberland. . Concordia Leisure Centre in Northumberland south east has recently reduced the number of courts from 8 to 3. New Ashington Leisure Centre with 6 courts is not included in this study as it was built in 2016 and appears to have missed the cut off for the NR data.
- 2.3. The only 8 court hall listed in Northumberland is Blyth. Built in 1979 and refurbished in 2006. The new Ashington leisure centre (not included in this study) has 6 courts.
- 2.4. The average age of the sports halls in Northumberland is 40 years old. There is an aging sports hall stock in Northumberland but recent investments have been made at Prudhoe, Bede Academy and Ashington in addition to a number of sites where refurbishments have been made.



- 2.5. There are 4.7 courts per 1000 people in Northumberland. Whilst this is higher than the national average it is lower than the regional average and lower than all comparators.
- 2.6. When looking at individual areas in Northumberland the south east area is less well served by sports halls with 3.7 courts per 1000. This rises to 6.4 courts per 1000 people in the west of the county.

NOTE on Sports halls: "Supply of total hall space in courts" - this figure is NOT the count of 'marked courts' that will be found in Active Places. This figure is the 'equivalent in courts' to the total hall space that is used in the model to calculate the sites capacity. Hall capacity is calculated by the following:

For main halls the dimensions of the hall are checked against the recommended sizes in Sport England's design guidance to ensure the model uses the number of courts the hall could accommodate. For the vast majority of halls this figure will be the same as the recorded number of marked courts. However, in some instances there will be a difference e.g. a main hall might be recorded as having 5 courts marked out but its overall size when measured against the design guidance would only allow for 4 courts.

For ancillary halls the 'court equivalent' figure is based on the dimensions of the hall and the greater capacity they have in comparison to main halls. While a capacity of 24 people per 4 court hall is used as the base for calculating the capacity of main halls, the model calculates the capacity of ancillary halls based on 13 people per 144sqm (equivalent to 54 people in a 590sqm four court hall). Therefore, alongside a main hall a site may have an ancillary hall totalling 180sqm with 1 court marked. However, based on the capacity figure for ancillary halls of 13 people per 144sqm this ancillary hall would have a capacity of 16 people. Therefore, instead of using the marked court figure of 1 the model would calculate the supply of the ancillary hall in court space to be equivalent to almost 3 courts.

When all these calculated court values for the main and ancillary halls in a single area are added together there may well be a difference against the number of stated 'marked out courts'.

3. Demand for Sports Halls

Table 2 - Demand	Northumberland UA	Newcastle upon Tyne	North Tyneside	County Durham UA	Cumbria County	NORTH EAST REGION	ENGLAND
Population	316,618	297,348	205,329	524,425	496,138	2,644,536	55,517,970
Visits demanded – vpwpp	18,594	19,493	12,444	31,910	29,219	162,085	3,426,184
Equivalent in courts – with comfort factor included	85.10	89.30	57	146.10	133.80	742.10	15,687.60
% of population without access to a car	21.10	40.20	30.30	26.40	20.50	30.30	24.90

- 3.1. The population of Northumberland (316,618) demands 18,594 visits per week in the peak period. This is the equivalent of 85 courts. This includes the comfort factor
- 3.2. 21 % of Northumberland's residents do not have access to a car. This is comparable to Cumbria but lower than regional and national comparators suggesting a more mobile population.
- 3.3. In Northumberland the number of people aged over 50 is higher than the national average. This remains the case in age groups up to 85 for men and 80 for women suggesting a generally older population profile in Northumberland compared to the national average (Sport England Sports Facility Calculator).

4. Supply & Demand Balance

Table 3 - Supply/Demand Balance	Northumberland UA	Newcastle upon Tyne	North Tyneside	County Durham UA	Cumbria County	NORTH EAST REGION	ENGLAND
Supply - Hall provision (courts) scaled to take account of hours available for community use	116.90	102.10	80.10	194	204.40	982.60	17,256.50
Demand - Hall provision (courts) taking into account a 'comfort' factor	85.10	89.30	57	146.10	133.80	742.10	15,687.60
Supply / Demand balance	31.80	12.80	23.10	47.90	70.60	240.50	1,568.90

4.1. When comparing supply against demand at a very simplistic level there is an apparent over supply of sports halls in Northumberland. When looking at a very simplistic picture of the overall supply and demand across Northumberland UA the resident population is estimated to generate a demand for a minimum of 85.10 courts. This compares to a current available supply of 116.90 courts, giving a supply/demand balance of 31.80 courts.

4.2. **The Northumberland south east area is more finely balanced with** a supply/demand balance of just 4 courts. This would rise to 10 courts if Ashington was included.

Note: This section only provides a 'global' view of provision and does not take account of the location, nature and quality of facilities in relation to demand; how accessible facilities are to the resident population (by car and on foot); nor does it take account of facilities in adjoining boroughs. These are covered in the more detailed modelling set out in the following sections (Satisfied Demand, Unmet Demand and Local Share).

5. Satisfied Demand- demand from Northumberland UA residents currently being met by supply

Table 4 - Satisfied Demand	Northumberland UA	Newcastle upon Tyne	North Tyneside	County Durham UA	Cumbria County	NORTH EAST REGION	ENGLAND
Total number of visits which are met	15,864	17,877	11,544	28,278	25,638	146,864	3,109,049
% of total demand satisfied	85.30	91.70	92.80	88.60	87.70	90.60	90.70
% of demand satisfied who travelled by car	81	55.30	66.80	76.30	80.70	68.20	74.20
% of demand satisfied who travelled by foot	12	30	21.20	14	12	20.30	16.50
% of demand satisfied who travelled by public transport	7	14.70	12	9.60	7.30	11.50	9.30
Demand Retained	14,078	14,384	8,787	26,017	25,545	146,802	3,108,035
Demand Retained -as a % of Satisfied Demand	88.70	80.50	76.10	92	99.60	100	100
Demand Exported	1,785	3,493	2,757	2,262	93	62	1,014
Demand Exported -as a % of Satisfied Demand	11.30	19.50	23.90	8	0.40	0	0

- 5.1. 15,864 visits per week in the peak period are met. This is 85.3% of the total demand satisfied. This is lower than any of the comparators and lower than regional and national averages.

- 5.2. Not all of the satisfied demand will be as a result of halls in Northumberland. 1785 visits per week in the peak period are exported while 1316 visits per week in the peak period are imported. Northumberland is a net exporter of sports hall usage.
- 5.3. 81% of the satisfied demand is from this who travel by car. This is higher than all comparators but in line with Cumbria. This reflects the high levels of car ownership in Northumberland and Cumbria. Conversely just 12% access sports hall on foot (lower than regional and national averages).
- 5.4. Just 12% of sports hall usage is from people accessing the centres on foot. This is lower than any of the comparators. In contrast Blyth has a relatively high number of walk in's with 18% accessing the centre on foot – a figure still lower than the regional average.

6. Unmet Demand - demand from Northumberland UA residents not currently being met

Table 5 - Unmet Demand	Northumberland UA	Newcastle upon Tyne	North Tyneside	County Durham UA	Cumbria County	NORTH EAST REGION	ENGLAND
Total number of visits in the peak, not currently being met	2,730	1,617	900	3,631	3,581	15,220	317,135
Unmet demand as a % of total demand	14.70	8.30	7.20	11.40	12.30	9.40	9.30
Equivalent in Courts - with comfort factor	12.50	7.40	4.10	16.60	16.40	69.80	1,452.10
% of Unmet Demand due to ;							
Lack of Capacity -	1	2.30	0.40	0.30	1.60	1	18.90
Outside Catchment -	99	97.70	99.60	99.70	98.40	99	81.10
Outside Catchment;	99	97.70	99.60	99.70	98.40	99	81.10
% Unmet demand who do not have access to a car	63.40	96	97.20	92	66.80	89.40	73.40
% of Unmet demand who have access to a car	35.60	1.60	2.40	7.70	31.50	9.70	7.80
Lack of Capacity;	1	2.30	0.40	0.30	1.60	1	18.90
% Unmet demand who do not have access to a car	0.70	2.30	0.40	0.30	1.20	0.90	17.20

Table 5 - Unmet Demand	Northumberland UA	Newcastle upon Tyne	North Tyneside	County Durham UA	Cumbria County	NORTH EAST REGION	ENGLAND
% of Unmet demand who have access to a car	0.30	0.10	0	0	0.50	0.10	1.60

- 6.1. The vast majority (99%) of the unmet demand equivalent to 2739 vpwpp is due to being outside of catchment areas of a sports hall. Just 1% is due to lack of capacity which is equivalent to the regional average and better than the national average. The majority of the lack of capacity is due to busier sites in the west of the county. There is no unmet demand due to lack of capacity in the south east.
- 6.2. Unmet demand is equivalent to 12 courts or 3 x 4 court halls. This is spread geographically across the county with no areas evident where access to a sports hall is an issue.

7. Used Capacity - How well used are the facilities?

Table 6 - Used Capacity	Northumberland UA	Newcastle upon Tyne	North Tyneside	County Durham UA	Cumbria County	NORTH EAST REGION	ENGLAND
Total number of visits used of current capacity	15,394	18,692	11,272	27,823	26,045	147,868	3,111,730
% of overall capacity of halls used	48.20	67	51.50	52.50	46.70	55.10	66.10
% of visits made to halls by walkers	12.40	29	21.40	14.20	11.90	20.20	16.50
% of visits made to halls by road	87.60	71	78.60	85.80	88.10	79.80	83.50
Visits Imported;							
Number of visits imported	1,316	4,308	2,485	1,806	500	1,066	3,694
As a % of used capacity	8.50	23	22	6.50	1.90	0.70	0.10
Visits Retained:							
Number of Visits retained	14,078	14,384	8,787	26,017	25,545	146,802	3,108,035
As a % of used capacity	91.50	77	78	93.50	98.10	99.30	99.90

- 7.1. Northumberland's halls are modelled at just 48% which is lower than all comparators except Cumbria. Individually sites modelled at or close to capacity include Morpeth Riverside (98%) and Prudhoe (100%) while some sites - Newbiggin, Ashington Community High School - are modelled as being "Busy".
- 7.2. In terms of capacity the biggest single site is Blyth with a capacity of 2025 visits per week in the peak period. This has an attractiveness rating of 76% and is modelled to be at 72% of capacity so some spare capacity appears to exist at this site.



7.3. 1316 visits per week are imported into Northumberland sports halls. The majority of this imported demand is in the Northumberland south east area (1043).

7.4.

8. Local Share - equity share of facilities

Table 7 - Local Share	Northumberland UA	Newcastle upon Tyne	North Tyneside	County Durham UA	Cumbria County	NORTH EAST REGION	ENGLAND
Local Share: <1 capacity less than demand, 1> capacity greater than demand	1.10	0.80	1	1	1	1	0.80

- 8.1. Northumberland has a local share of 1.1 indicating that the available capacity is greater than demanded. Local share is higher in the West and North of the county while in the South east the value drops below 1 (0.9) indicating the capacity is less than demanded.

9. Summary and Conclusions

9.1. X

9.2. X

9.3. X

9.4. X

9.5. X

9.6. X

9.7. X

9.8. X

9.9. X



10. Maps

Map 1: Unmet Demand

Map 2: Aggregated Unmet Demand

Map 3: Local Share

Appendix 1: Sports Halls Included/Excluded

Facilities Included within the National Run FPM Analysis in Northumberland UA

Facilities Included:

Name of Facility	Type	Area	Site Year Built	Site Year Refurbished	Weight Factor	Hours in Peak Period	Total Hours Available	Site Capacity - vpwpp	% of Capacity Used
BERWICK ACADEMY	Main	690	1970		28%	35	38.5	840	20
JAMES CALVERT SPENCE COLLEGE (ACKLINGTON ROAD)	Main	867	1975	2013	44%	40	52.5	1200	49
LINDISFARNE MIDDLE SCHOOL	Main	690	1986	2005	42%	35.5	44	1427	17
LINDISFARNE MIDDLE SCHOOL	Activity Hall	180				35.5	44		
LONGRIDGE TOWERS SCHOOL	Main	594	1993	2006	45%	28.5	32	684	25
MORPETH RIVERSIDE LEISURE CENTRE	Main	932	1991	2009	91%	42	92	1512	98
RAF BOULMER	Main	932	1992		41%	15.5	28	558	21
THE DUCHESS'S COMMUNITY HIGH SCHOOL	Main	690	1988	2009	46%	37.5	41	1283	18
THE DUCHESS'S COMMUNITY HIGH SCHOOL	Activity Hall	180				37.5	41		

Name of Facility	Type	Area	Site Year Built	Site Year Refurbished	Weight Factor	Hours in Peak Period	Total Hours Available	Site Capacity - vpwpp	% of Capacity Used
THE SWAN CENTRE FOR LEISURE	Main	594	1990	2016	94%	41	88	984	76
WILLOWBURN LEISURE CENTRE	Main	918	2003		92%	45.5	99	1365	37
ASHINGTON COMMUNITY HIGH SCHOOL	Main	690	1965	2004	33%	35	38.5	840	86
ASTLEY COMMUNITY HIGH SCHOOL	Main	594	2000		45%	40	45	960	57
BEDE ACADEMY (NORTH)	Main	561	2009		49%	22.5	27	540	45
BLYTH SPORTS CENTRE	Main	1120	1979	2006	76%	45.5	96	2811	72
BLYTH SPORTS CENTRE	Activity Hall	153				45.5	96		
CONCORDIA LEISURE CENTRE	Main	1221	1977	2002	61%	45.5	99.5	1556	52
CONCORDIA LEISURE CENTRE	Activity Hall	180				45.5	99.5		
NEWBIGGIN SPORTS & COMMUNITY CENTRE	Main	1071	1973	2008	78%	45.5	95	1638	77
SPORTING CLUB CRAMLINGTON	Main	594	2002		91%	39	43	2073	64
SPORTING CLUB CRAMLINGTON	Activity Hall	324				39	43		
ST BENET BISCOP HIGH SCHOOL	Main	932	1960	2003	30%	20	20	720	52

Name of Facility	Type	Area	Site Year Built	Site Year Refurbished	Weight Factor	Hours in Peak Period	Total Hours Available	Site Capacity - vpwpp	% of Capacity Used
THE BLYTH ACADEMY	Main	720	1975	1993	30%	27.5	31	1106	39
THE BLYTH ACADEMY	Activity Hall	180				27.5	31		
ALBERMARLE BARRACKS	Main	594	1997		44%	35.5	46	852	17
HALTWHISTLE SWIMMING & LEISURE CENTRE	Main	594	2003	2013	98%	35.5	72	852	41
HAYDON BRIDGE HIGH SCHOOL	Main	690	1968	2002	31%	32.5	36	1675	15
HAYDON BRIDGE HIGH SCHOOL	Activity Hall	306				32.5	36		
NORTHUMBERLAND COLLEGE (KIRKLEY HALL CAMPUS)	Main	594	1988		38%	25.5	26	612	7
PONTELAND COMMUNITY HIGH SCHOOL	Main	486	1980		33%	40.5	49	729	22
PONTELAND LEISURE CENTRE	Main	594	1974	2008	78%	45.5	95.5	1092	49
PONTELAND MIDDLE SCHOOL	Main	486	0		30%	15	20	270	20
PRUDHOE FOOTBALL AND SPORTS CENTRE	Main	668	2016		100%	18.5	19	444	100
QUEEN ELIZABETH HIGH SCHOOL	Main	594	1976		31%	32.5	36	1112	24

Name of Facility	Type	Area	Site Year Built	Site Year Refurbished	Weight Factor	Hours in Peak Period	Total Hours Available	Site Capacity - vpwpp	% of Capacity Used
QUEEN ELIZABETH HIGH SCHOOL	Activity Hall	180				32.5	36		
REDE TYNE & COQUET SPORTS CENTRE	Main	486	1988	2006	85%	45.5	105	819	18
WENTWORTH LEISURE CENTRE	Main	832	1986	2004	78%	45.5	87	1365	71

Facilities Excluded

The audit excludes facilities that are deemed to be either for private use, too small, closed or there is a lack of information, particularly relating to hours of use. The following facilities were deemed to fall under one or more of these categories and therefore excluded from the modelling:

Site Name	Facility Sub Type	Reason for Exclusion
ALNWICK DUKES MIDDLE SCHOOL	Activity Hall	Private Use
BERWICK MIDDLE SCHOOL	Activity Hall	Private Use
CHANTRY MIDDLE SCHOOL	Activity Hall	Too Small
CHANTRY MIDDLE SCHOOL	Activity Hall	Too Small
CREIGHTON MEMORIAL HALL	Activity Hall	Too Small
DR THOMLINSON CHURCH OF ENGLAND MIDDLE SCHOOL	Activity Hall	Too Small
GLENDALE MIDDLE SCHOOL	Activity Hall	Too Small
JAMES CALVERT SPENCE COLLEGE (SOUTH AVENUE)	Activity Hall	Too Small
MORPETH NEWMINSTER MIDDLE SCHOOL	Activity Hall	Too Small
MORPETH NEWMINSTER MIDDLE SCHOOL	Activity Hall	Too Small
NORTHGATE HOSPITAL	Activity Hall	Private Use
NORTHGATE HOSPITAL	Activity Hall	Private Use
SEAHOUSES MIDDLE SCHOOL	Activity Hall	Private Use
SHILBOTTLE COLLIERY WELFARE RECREATION GROUND	Activity Hall	Too Small
ST MARY'S CHURCH OF ENGLAND MIDDLE SCHOOL	Activity Hall	Too Small
ST OSWALDS INDEPENDENT SCHOOL (CLOSED)	Activity Hall	Closed
ST OSWALDS INDEPENDENT SCHOOL (CLOSED)	Activity Hall	Closed
ST PAUL'S RCVA MIDDLE SCHOOL	Activity Hall	Too Small. Private Use
THE KING EDWARD VI SCHOOL	Activity Hall	Private Use
THE KING EDWARD VI SCHOOL	Activity Hall	Private Use
THOMAS PERCY RC MIDDLE SCHOOL (CLOSED)	Activity Hall	Private Use
TWEEDMOUTH COMMUNITY MIDDLE SCHOOL	Activity Hall	Too Small
WOOLER FIRST SCHOOL	Activity Hall	Private Use

Site Name	Facility Sub Type	Reason for Exclusion
ASHINGTON LEISURE CENTRE (CLOSED)	Main	Closed
BEBSIDE WELFARE SOCIAL CENTRE (CLOSED)	Activity Hall	Area is missing
BEDLINGTONSHIRE COMMUNITY SCHOOL	Main	Private Use
BLYTH MORPETH ROAD PRIMARY SCHOOL	Activity Hall	Area is missing. Private Use
BOTHAL PRIMARY SCHOOL	Main	Private Use
BOTHAL PRIMARY SCHOOL	Main	Private Use
BROCKWELL MIDDLE SCHOOL (CLOSED)	Activity Hall	Private Use
CROFTWAY PRIMARY ACADEMY	Activity Hall	Too Small
DELAVAL COMMUNITY MIDDLE SCHOOL (CLOSED)	Activity Hall	Private Use
ELLINGTON PRIMARY SCHOOL	Activity Hall	Too Small. Private Use
GRACE DARLING CAMPUS (CLOSED)	Main	Closed
GRACE DARLING CAMPUS (CLOSED)	Activity Hall	Closed
GUIDE POST MIDDLE SCHOOL (CLOSED)	Main	Closed
GUIDE POST MIDDLE SCHOOL (CLOSED)	Activity Hall	Closed
HIRST WELFARE CENTRE	Activity Hall	Too Small
JOSEPHINE BUTLER CAMPUS (PRIMARY)	Main	Private Use
JOSEPHINE BUTLER CAMPUS (SECONDARY)(CLOSED)	Main	Closed
JOSEPHINE BUTLER CAMPUS (SECONDARY)(CLOSED)	Activity Hall	Closed
MEADOWDALE ACADEMY	Main	Private Use
NORTHBURN SPORTS AND COMMUNITY CENTRE	Activity Hall	Area is missing. Too Small
NORTHUMBERLAND COFE ACADEMY (JOSEPHINE BUTLER CAMPUS)	Main	Area is missing
NORTHUMBERLAND COLLEGE SPORTS HALL (ASHINGTON CAMPUS)(CLOSED)	Main	Closed
SEATON SLUICE MIDDLE SCHOOL	Activity Hall	Private Use
SPORTING CLUB BLYTH (CLOSED)	Main	Closed
SPORTING CLUB BLYTH (CLOSED)	Activity Hall	Closed

Site Name	Facility Sub Type	Reason for Exclusion
SPORTING CLUB BLYTH (CLOSED)	Activity Hall	Area is missing. Closed
ST BENEDICTS RC MIDDLE SCHOOL	Activity Hall	Private Use
ST WILFRIDS ROMAN CATHOLIC VOLUNTARY AIDED PRIMARY SCHOOL	Activity Hall	Private Use
WENSLEYDALE MIDDLE SCHOOL (CLOSED)	Activity Hall	Private Use
WHYTRIG COMMUNITY MIDDLE SCHOOL (CLOSED)	Activity Hall	Closed
YMCA (NORTHUMBERLAND)	Activity Hall	Too Small
ALLENDALDE MIDDLE SCHOOL (CLOSED)	Activity Hall	Closed
BELLINGHAM MIDDLE SCHOOL AND COLLEGE	Activity Hall	Too Small
BELLINGHAM MIDDLE SCHOOL AND COLLEGE	Activity Hall	Too Small
BELSAY FIRST SCHOOL	Activity Hall	Too Small
BLANCHLAND VILLAGE HALL	Activity Hall	Too Small
CORBRIDGE MIDDLE SCHOOL	Activity Hall	Private Use
HALTWHISTLE COMMUNITY CAMPUS (UPPER SCHOOL)	Activity Hall	Too Small
HEXHAM MIDDLE SCHOOL	Activity Hall	Too Small
HIGH FOREST COMMUNITY CENTRE	Activity Hall	Area is missing
HIGHFIELD MIDDLE SCHOOL	Activity Hall	Too Small
HUMSHAUGH CHURCH OF ENGLAND AIDED FIRST SCHOOL	Activity Hall	Too Small
HUMSHAUGH VILLAGE HALL	Activity Hall	Area is missing
MATFEN VILLAGE HALL	Activity Hall	Area is missing
NEWTON BYWELL COMMUNITY HALL	Activity Hall	Too Small. Area is missing
OVINGHAM MIDDLE SCHOOL	Activity Hall	Private Use
PONTELAND COMMUNITY HIGH SCHOOL	Activity Hall	Private Use
PRUDHOE WEST FIRST SCHOOL	Activity Hall	Too Small
RICHARD COATES C OF E MIDDLE SCHOOL	Activity Hall	Too Small
ST JOSEPHS RC MIDDLE SCHOOL	Activity Hall	Too Small
THE MUNROE HALL AT WYLAM INSTITUTE	Activity Hall	Too Small

Site Name	Facility Sub Type	Reason for Exclusion
WHITLEY CHAPEL PARISHHALL	Activity Hall	Too Small

Appendix 2 – Model description, Inclusion Criteria and Model Parameters

Included within this appendix are the following:

- Model description
- Facility Inclusion Criteria
- Model Parameters

Model Description

1. Background

- 1.1. The Facilities Planning Model (FPM) is a computer-based supply/demand model, which has been developed by Edinburgh University in conjunction with sportscotland and Sport England since the 1980s.
- 1.2. The model is a tool to help to assess the strategic provision of community sports facilities in an area. It is currently applicable for use in assessing the provision of sports halls, swimming pools, indoor bowls centres and artificial grass pitches.

2. Use of FPM

- 2.1. Sport England uses the FPM as one of its principal tools in helping to assess the strategic need for certain community sports facilities. The FPM has been developed as a means of:
 - assessing requirements for different types of community sports facilities on a local, regional or national scale;
 - helping local authorities to determine an adequate level of sports facility provision to meet their local needs;
 - helping to identify strategic gaps in the provision of sports facilities; and
 - comparing alternative options for planned provision, taking account of changes in demand and supply. This includes testing the impact of opening, relocating and closing facilities, and the likely impact of population changes on the needs for sports facilities.

- 2.2. Its current use is limited to those sports facility types for which Sport England holds substantial demand data, i.e. swimming pools, sports halls, indoor bowls and artificial grass pitches.
- 2.3. The FPM has been used in the assessment of Lottery funding bids for community facilities, and as a principal planning tool to assist local authorities in planning for the provision of community sports facilities. For example, the FPM was used to help assess the impact of a 50m swimming pool development in the London Borough of Hillingdon. The Council invested £22 million in the sports and leisure complex around this pool and received funding of £2,025,000 from the London Development Agency and £1,500,000 from Sport England¹.

3. How the model works

- 3.1. In its simplest form, the model seeks to assess whether the capacity of existing facilities for a particular sport is capable of meeting local demand for that sport, taking into account how far people are prepared to travel to such a facility.
- 3.2. In order to do this, the model compares the number of facilities (supply) within an area, against the demand for that facility (demand) that the local population will produce, similar to other social gravity models.
- 3.3. To do this, the FPM works by converting both demand (in terms of people), and supply (facilities), into a single comparable unit. This unit is 'visits per week in the peak period' (VPWPP). Once converted, demand and supply can be compared.
- 3.4. The FPM uses a set of parameters to define how facilities are used and by whom. These parameters are primarily derived from a combination of data including actual user surveys from a range of sites across the country in areas of good supply, together with participation survey data. These surveys provide core information on the profile of users, such as, the age and gender of users, how often they visit, the distance travelled, duration of stay, and on the facilities themselves, such as, programming, peak times of use, and capacity of facilities.

¹ Award made in 2007/08 year.

- 3.5. This survey information is combined with other sources of data to provide a set of model parameters for each facility type. The original core user data for halls and pools comes from the National Halls and Pools survey undertaken in 1996. This data formed the basis for the National Benchmarking Service (NBS). For AGPs, the core data used comes from the user survey of AGPs carried out in 2005/6 jointly with sportscotland.
- 3.6. User survey data from the NBS and other appropriate sources are used to update the models parameters on a regular basis. The parameters are set out at the end of the document, and the range of the main source data used by the model includes:
- National Halls & Pools survey data –Sport England
 - Benchmarking Service User Survey data –Sport England
 - UK 2000 Time Use Survey – ONS
 - General Household Survey – ONS
 - Scottish Omnibus Surveys – sportscotland
 - Active People Survey - Sport England
 - STP User Survey - Sport England & sportscotland
 - Football participation - The FA
 - Young People & Sport in England – Sport England
 - Hockey Fixture data - Fixtures Live
 - Taking Part Survey - DCMS

4. Calculating Demand

- 4.1. This is calculated by applying the user information from the parameters, as referred to above, to the population². This produces the number of visits for that facility that will be demanded by the population.
- 4.2. Depending on the age and gender make-up of the population, this will affect the number of visits an area will generate. In order to reflect the different population make-up of the country, the FPM calculates demand based on the smallest census groupings. These are Output Areas (OA)³.

² For example, it is estimated that 7.72% of 16-24 year old males will demand to use an AGP, 1.67 times a week. This calculation is done separately for the 12 age/gender groupings.

³ Census Output Areas (OA) are the smallest grouping of census population data, and provides the population information on which the FPM's demand parameters are applied. A demand figure can then be calculated for each OA based on the population profile. There are over 171,300 OAs in England. An OA has a target value of 125 households per OA.

- 4.3. The use of OAs in the calculation of demand ensures that the FPM is able to reflect and portray differences in demand in areas at the most sensitive level based on available census information. Each OA used is given a demand value in VPWPP by the FPM.

5. Calculating Supply Capacity

- 5.1. A facility's capacity varies depending on its size (i.e. size of pool, hall, pitch number), and how many hours the facility is available for use by the community.
- 5.2. The FPM calculates a facility's capacity by applying each of the capacity factors taken from the model parameters, such as the assumptions made as to how many 'visits' can be accommodated by the particular facility at any one time. Each facility is then given a capacity figure in VPWPP. (See parameters in Section C).
- 5.3. Based on travel time information⁴ taken from the user survey, the FPM then calculates how much demand would be met by the particular facility having regard to its capacity and how much demand is within the facility's catchment. The FPM includes an important feature of spatial interaction. This feature takes account of the location and capacity of all the facilities, having regard to their location and the size of demand and assesses whether the facilities are in the right place to meet the demand.
- 5.4. It is important to note that the FPM does not simply add up the total demand within an area, and compare that to the total supply within the same area. This approach would not take account of the spatial aspect of supply against demand in a particular area. For example, if an area had a total demand for 5 facilities, and there were currently 6 facilities within the area, it would be too simplistic to conclude that there was an oversupply of 1 facility, as this approach would not take account of whether the 5 facilities are in the correct location for local people to use them within that area. It might be that all the facilities were in one part of the borough, leaving other areas under provided. An assessment of this kind would not reflect the true picture of provision. The FPM is able to assess supply and demand within an area based on the needs of the population within that area.

⁴ To reflect the fact that as distance to a facility increases, fewer visits are made, the FPM uses a travel time distance decay curve, where the majority of users travel up to 20 minutes. The FPM also takes account of the road network when calculating travel times. Car ownership levels, taken from Census data, are also taken into account when calculating how people will travel to facilities.

- 5.5. In making calculations as to supply and demand, visits made to sports facilities are not artificially restricted or calculated by reference to administrative boundaries, such as local authority areas. Users are generally expected to use their closest facility. The FPM reflects this through analysing the location of demand against the location of facilities, allowing for cross boundary movement of visits. For example, if a facility is on the boundary of a local authority, users will generally be expected to come from the population living close to the facility, but who may be in an adjoining authority.

6. Calculating the capacity of Sports Halls – Hall Space in Courts(HSC)

- 6.1. The capacity of sports halls is calculated in the same way as described above with each sports hall site having a capacity in VPWPP. In order for this capacity to be meaningful, these visits are converted into the equivalent of main hall courts, and referred to as 'Hall Space in Courts' (HSC). This "court" figure is often mistakenly read as being the same as the number of 'marked courts' at the sports halls that are in the Active Places data, but it is not the same. There will usually be a difference between this figure and the number of 'marked courts' that is in Active Places.
- 6.2. The reason for this, is that the HSC is the 'court' equivalent of the all the main and ancillary halls capacities, this is calculated based on hall size (area), and whether it's the main hall, or a secondary (ancillary) hall. This gives a more accurate reflection of the overall capacity of the halls than simply using the 'marked court' figure. This is due to two reasons:
- 6.3. In calculating capacity of halls, the model uses a different 'At-One-Time' (AOT) parameter for main halls and for ancillary halls. Ancillary halls have a great AOT capacity than main halls - see below. Marked Courts can sometimes not properly reflect the size of the actual main hall. For example, a hall may be marked out with 4 courts, when it has space for 5 courts. As the model uses the 'courts' as a unit of size, it is important that the hall's capacity is included as a 5 'court unit' rather than a 4 'court unit'.
- 6.4. The model calculates the capacity of the sports hall as 'visits per week in the peak period' (VPWPP), it then uses this unit of capacity to compare with the demand, which is also calculated as VPWPP. It is often difficult to visualise how much hall space is when expressed as VPWPP. To make things more meaningful this capacity in VPWPP

is converted back into 'main hall court equivalents', and is called in the output table 'Hall Space in Courts'.

7. Facility Attractiveness – for halls and pools only

- 7.1. Not all facilities are the same and users will find certain facilities more attractive to use than others. The model attempts to reflect this by introducing an attractiveness weighting factor, which effects the way visits are distributed between facilities. Attractiveness however, is very subjective. Currently weightings are only used for hall and pool modelling, with a similar approach for AGPs is being developed.
- 7.2. Attractiveness weightings are based on the following:
 - 7.2.1. Age/refurbishment weighting – pools & halls - the older a facility is, the less attractive it will be to users. It is recognised that this is a general assumption and that there may be examples where older facilities are more attractive than newly built ones due to excellent local management, programming and sports development. Additionally, the date of any significant refurbishment is also included within the weighting factor; however, the attractiveness is set lower than a new build of the same year. It is assumed that a refurbishment that is older than 20 years will have a minimal impact on the facilities attractiveness. The information on year built/refurbished is taken from Active Places. A graduated curve is used to allocate the attractiveness weighting by year. This curve levels off at around 1920 with a 20% weighting. The refurbishment weighting is slightly lower than the new built year equivalent.
 - 7.2.2. Management & ownership weighting – halls only - due to the large number of halls being provided by the education sector, an assumption is made that in general, these halls will not provide as balanced a program than halls run by LAs, trusts, etc., with school halls more likely to be used by teams and groups through block booking. A less balanced programme is assumed to be less attractive to a general, pay & play user, than a standard local authority leisure centre sports hall, with a wider range of activities on offer.
- 7.3. To reflect this, two weightings curves are used for education and non-education halls, a high weighted curve, and a lower weighted curve;

- 7.3.1. High weighted curve - includes non-education management - better balanced programme, more attractive.
- 7.3.2. Lower weighted curve - includes Educational owned & managed halls, less attractive.
- 7.4. Commercial facilities – halls and pools - whilst there are relatively few sports halls provided by the commercial sector, an additional weighing factor is incorporated within the model to reflect the cost element often associated with commercial facilities. For each population output area the Indices of Multiple Deprivation (IMD) score is used to limit whether people will use commercial facilities. The assumption is that the higher the IMD score (less affluence) the less likely the population of the OA would choose to go to a commercial facility.

8. Comfort Factor – halls and pools

- 8.1. As part of the modelling process, each facility is given a maximum number of visits it can accommodate, based on its size, the number of hours it's available for community use and the 'at one time capacity' figure (pools =1 user /6m² , halls = 6 users /court). This gives each facility a "theoretical capacity".
- 8.2. If the facilities were full to their theoretical capacity then there would simply not be the space to undertake the activity comfortably. In addition, there is a need to take account of a range of activities taking place which have different numbers of users, for example, aqua aerobics will have significantly more participants, than lane swimming sessions. Additionally, there may be times and sessions that, whilst being within the peak period, are less busy and so will have fewer users.
- 8.3. To account of these factors the notion of a 'comfort factor' is applied within the model. For swimming pools 70%, and for sports halls 80%, of its theoretical capacity is considered as being the limit where the facility starts to become uncomfortably busy. (Currently, the comfort factor is NOT applied to AGPs due to the fact they are predominantly used by teams, which have a set number of players and so the notion of having 'less busy' pitch is not applicable.)
- 8.4. The comfort factor is used in two ways;

- 8.4.1. Utilised Capacity - How well used is a facility? 'Utilised capacity' figures for facilities are often seen as being very low, 50-60%, however, this needs to be put into context with 70-80% comfort factor levels for pools and halls. The closer utilised capacity gets to the comfort factor level, the busier the facilities are becoming. You should not aim to have facilities operating at 100% of their theoretical capacity, as this would mean that every session throughout the peak period would be being used to its maximum capacity. This would be both unrealistic in operational terms and unattractive to users.
- 8.4.2. Adequately meeting Unmet Demand – the comfort factor is also used to increase the amount of facilities that are needed to comfortably meet the unmet demand. If this comfort factor is not added, then any facilities provided will be operating at its maximum theoretical capacity, which is not desirable as a set out above.

9. Utilised Capacity (used capacity)

- 9.1. Following on from Comfort Factor section, here is more guidance on Utilised Capacity.
- 9.2. Utilised capacity refers to how much of facilities theoretical capacity is being used. This can, at first, appear to be unrealistically low, with area figures being in the 50-60% region. Without any further explanation, it would appear that facilities are half empty. The key point is not to see a facilities theoretical maximum capacity (100%) as being an optimum position. This, in practise, would mean that a facility would need to be completely full every hour it was open in the peak period. This would be both unrealistic from an operational perspective and undesirable from a user's perspective, as the facility would completely full.
- 9.3. For example; a 25m, 4 lane pool has a theoretical capacity of 2260 per week, during 52 hour peak period.
- 9.4. As set out in the table below, usage of a pool will vary throughout the evening, with some sessions being busier than others though programming, such as, an aqua-aerobics session between 7-8pm, lane swimming between 8-9pm. Other sessions will be quieter, such as between 9-10pm. This pattern of use would give a total of 143 swims taking place. However, the pool's maximum theoretical capacity is 264 visits

throughout the evening. In this instance the pool's utilised capacity for the evening would be 54%.

	4-5pm	5-6pm	6-7pm	7-8pm	8-9pm	9-10pm	Total Visits for the evening
Theoretical max capacity	44	44	44	44	44	44	264
Actual Usage	8	30	35	50	15	5	143

- 9.5. As a guide, 70% utilised capacity is used to indicate that pools are becoming busy, and 80% for sports halls. This should be seen only as a guide to help flag up when facilities are becoming busier, rather than a 'hard threshold'.

10. Travel times Catchments

- 10.1. The model uses travel times to define facility catchments in terms of driving and walking.
- 10.2. The Ordnance Survey (OS) Integrated Transport Network (ITN) for roads has been used to calculate the off-peak drive times between facilities and the population, observing one-way and turn restrictions which apply, and taking into account delays at junctions and car parking. Each street in the network is assigned a speed for car travel based on the attributes of the road, such as the width of the road, and geographical location of the road, for example the density of properties along the street. These travel times have been derived through national survey work, and so are based on actual travel patterns of users. The road speeds used for Inner & Outer London Boroughs have been further enhanced by data from the Department of Transport.
- 10.3. The walking catchment uses the OS Urban Path Network to calculate travel times along paths and roads, excluding motorways and trunk roads. A standard walking speed of 3 mph is used for all journeys.
- 10.4. The model includes three different modes of travel, by car, public transport & walking. Car access is also taken into account, in areas of lower access to a car, the model reduces the number of visits made by car, and increases those made on foot.

- 10.5. Overall, surveys have shown that the majority of visits made to swimming pools, sports halls and AGPs are made by car, with a significant minority of visits to pools and sports halls being made on foot.

Facility	Car	Walking	Public transport
Swimming Pool	76%	15%	9%
Sports Hall	77%	15%	8%
AGP			
Combined	83%	14%	3%
Football	79%	17%	3%
Hockey	96%	2%	2%

- 10.6. The model includes a distance decay function; where the further a user is from a facility, the less likely they will travel. Set out below is the survey data with the % of visits made within each of the travel times, which shows that almost 90% of all visits, both car borne or walking, are made within 20 minutes. Hence, 20 minutes is often used as a rule of thumb for catchments for sports halls and pools.

	Sport Halls		Swimming Pools	
Minutes	Car	Walk	Car	Walk
0-10	62%	61%	58%	57%
10-20	29%	26%	32%	31%
20 -40	8%	11%	9%	11%

- 10.7. For AGPs, there is a similar pattern to halls and pools, with Hockey users observed as travelling slightly further (89% travel up to 30 minutes). Therefore, a 20 minute travel time can also be used for 'combined' and 'football', and 30 minutes for hockey.

Artificial Grass Pitches						
	Combined		Football		Hockey	
Minutes	Car	Walk	Car	Walk	Car	Walk
0-10	28%	38%	30%	32%	21%	60%
10-20	57%	48%	61%	50%	42%	40%
20 -40	14%	12%	9%	15%	31%	0%

NOTE: These are approximate figures, and should only be used as a guide.



Inclusion Criteria used within analysis Sports Halls

The following inclusion criteria were used for this analysis;

- Include all Operational Sports Halls available for community use i.e. pay and play, membership, Sports Club/Community Association.
- Exclude all Halls not available for community use i.e. private use.
- Exclude all Halls where the main hall is less than 3 Courts in size.
- Include all 'planned', 'under construction, and 'temporarily closed' facilities only where all data is available for inclusion.
- Where opening times are missing, availability has been included based on similar facility types.
- Where the year built is missing assume date 1975⁵.

Facilities in Wales and the Scottish Borders included, as supplied by sportscotland and Sports Council for Wales.

⁵ Choosing a date in the mid '70s ensures that the facility is included, whilst not overestimating its impact within the run.

Model Parameters used in the Analysis

Halls parameters

At one Time Capacity	24 users per 4-court hall, 13 users per 144 square meters of ancillary hall.																											
Catchment Maps	Car: 20 minutes Walking: 1.6 km Public transport: 20 minutes at about half the speed of a car NOTE: Catchment times are indicative, within the context of a distance decay function of the model.																											
Duration																												
Percentage Participation	<table><tr><th>Age</th><th>0-15</th><th>16-24</th><th>25-34</th><th>35-44</th><th>45-59</th><th>60-79</th></tr><tr><td>Male</td><td>8.84</td><td>15.66</td><td>12.65</td><td>10.27</td><td>7.18</td><td>5.23</td></tr><tr><td>Female</td><td>7.92</td><td>14.13</td><td>13.36</td><td>13.81</td><td>12.18</td><td>10.05</td></tr></table>							Age	0-15	16-24	25-34	35-44	45-59	60-79	Male	8.84	15.66	12.65	10.27	7.18	5.23	Female	7.92	14.13	13.36	13.81	12.18	10.05
Age	0-15	16-24	25-34	35-44	45-59	60-79																						
Male	8.84	15.66	12.65	10.27	7.18	5.23																						
Female	7.92	14.13	13.36	13.81	12.18	10.05																						
Frequency per week	<table><tr><th>Age</th><th>0-15</th><th>16-24</th><th>25-34</th><th>35-44</th><th>45-59</th><th>60-79</th></tr><tr><td>Male</td><td>1.15</td><td>1.02</td><td>0.98</td><td>1.00</td><td>1.06</td><td>1.21</td></tr><tr><td>Female</td><td>1.12</td><td>0.97</td><td>0.93</td><td>0.92</td><td>0.92</td><td>0.93</td></tr></table>							Age	0-15	16-24	25-34	35-44	45-59	60-79	Male	1.15	1.02	0.98	1.00	1.06	1.21	Female	1.12	0.97	0.93	0.92	0.92	0.93
Age	0-15	16-24	25-34	35-44	45-59	60-79																						
Male	1.15	1.02	0.98	1.00	1.06	1.21																						
Female	1.12	0.97	0.93	0.92	0.92	0.93																						
Peak Period	Weekday: 9:00 to 10:00; 17:00 to 22:00 Saturday: 09:30 to 17:00 Sunday: 09:00 to 14:30, 17:00 to 19:30 Total: 45.5 hours																											
Percentage in Peak Period	62%																											



Strategic Assessment of Need for Swimming Pools provision in Northumberland UA

Facility Planning Model

National Run Report 2017

May 2017

Contents

1.	Introduction.....	Error! Bookmark not defined.
2.	Supply of Swimming Pools	4
3.	Demand for Swimming Pools	5
4.	Supply & Demand Balance.....	6
5.	Satisfied Demand- demand from Northumberland UA residents currently being met by supply.....	7
6.	Unmet Demand - demand from Northumberland UA residents not currently being met	9
7.	Used Capacity - How well used are the facilities?	11
8.	Local Share - equity share of facilities	13
9.	Summary and Conclusions	14
10.	Maps.....	15
	Appendix 1: Swimming Pools Included/Excluded	16
	Appendix 2 – Model description, Inclusion Criteria and Model Parameters.....	20

1. Introduction

- 1.1. This report and the accompanying maps provide a strategic assessment of the current level of provision for Swimming Pools in Northumberland UA. This assessment uses Sport England's Facilities Planning Model and the data from the National Run using Active Places data as at January 2017.
- 1.2. The information contained within the report should be read alongside the two appendices. Appendix 1 sets out the facilities that have been included within this analysis together with those that have been excluded. Appendix 2 provides background to the Facilities Planning Model (FPM), facility inclusion criteria and the model parameters.
- 1.3. The FPM modelling and dataset builds in a number of assumptions as set out in Appendix 2 regarding the supply and demand of provision. This report should not be considered in isolation and it is recommended that this analysis should form part of a wider assessment of provision at the local level, using other available information and knowledge from (a) sports perspective (NGB and local clubs & teams), and for; (b) a local perspective (from the LA/facility providers/community).
- 1.4. To help with comparative analysis the data outputs for Northumberland UA have been compared with national and regional averages in addition to other authorities, which may be relevant due to geographic, CIPFA or other relationship. The comparison authorities include: Newcastle upon Tyne, North Tyneside, County Durham UA, Cumbria County, NORTH EAST REGION, ENGLAND.

2. Supply of Swimming Pools

Table 1 - Supply	Northumberland UA	Newcastle upon Tyne	North Tyneside	County Durham UA	Cumbria County	NORTH EAST REGION	ENGLAND
Number of pools	21	16	12	26	35	157	3,075
Number of pool sites	13	9	8	17	26	99	2,144
Supply of total water space in sqm	4,250	3,144	2,887	5,530	6,976	33,056	685,151
Supply of publicly available water space in sqm (scaled with hrs avail in pp)	3,541	2,503	2,429	4,751	5,761	27,264	578,213
Supply of total water space in VPWPP	30,697	21,704	21,059	41,190	49,951	236,382	5,013,110
Water space per 1,000	13	11	14	11	14	12	12

- 2.1. Northumberland UA has 21 pools across 13 pool sites. The majority of the sites (11) are in public ownership. Two commercial pool sites exist in Northumberland (3 pools)
- 2.2. The average age of the sites are approx. 24 years old. The oldest pool site is at Blyth in the South East of Northumberland. This was built in 1967 but was refurbished in 2007. The newest pool is located at Ashington (Built 2015).
- 2.3. Northumberland enjoys 13m² of water space per 100 population which is higher than national and regional averages. In terms of neighbouring authorities Northumberland provision is higher than both Newcastle upon Tyne and County Durham but less than Cumbria and North Tyneside.
- 2.4. Facilities are spread throughout the County with the sub area of Northumberland North having the greater number of pools with 9 of the 21 in this area. Lowest number of pools are in the south and east with just 5 pools. (Astley Community School, Blyth, Concordia and Ashington)

3. Demand for Swimming Pools

Table 2 - Demand	Northumberland UA	Newcastle upon Tyne	North Tyneside	County Durham UA	Cumbria County	NORTH EAST REGION	ENGLAND
Population	316,618	297,348	205,329	524,425	496,138	2,644,536	55,517,970
Swims demanded – vpwpp	19,493	19,395	13,067	33,099	30,567	168,222	3,576,219
Equivalent in water space – with comfort factor included	3,235	3,219	2,168	5,494	5,073	27,918	593,499
% of population without access to a car	21.10	40.20	30.30	26.40	20.50	30.30	24.90

- 3.1. Northumberland UA has a population of 316,618 which creates a demand for 19,493 visits per week in the peak period (vpwpp).
- 3.2. The demand for visits per week in the peak period can be expressed in terms of water space. Taking into account a comfort factor this is equivalent to 3235m² or the equivalent of 10 x 6 lane community standard 25m pools.
- 3.3. 21% of the Northumberland resident population are without access to a car. This is lower than regional and national averages and comparable to Cumbria. The number of people without access to a car is higher in the South east of Northumberland where population is more densely located. Given the rural nature of the county you would expect to see a greater reliance on car use and a more mobile population less reliant on public transport.
- 3.4. In Northumberland the number of people aged over 50 is higher than the national average. This remains the case in age groups up to 85 for men and 80 for women suggesting a generally older population profile in Northumberland compared to the national average (Sport England Sports Facility Calculator).

4. Supply & Demand Balance

Table 3 - Supply/Demand Balance	Northumberland UA	Newcastle upon Tyne	North Tyneside	County Durham UA	Cumbria County	NORTH EAST REGION	ENGLAND
Supply - Swimming pool provision (sqm) scaled to take account of hours available for community use	3,541	2,503	2,429	4,751	5,761	27,264	578,213
Demand - Swimming pool provision (sqm) taking into account a 'comfort' factor	3,235	3,219	2,168	5,494	5,073	27,918	593,499
Provision available compared to the minimum required to meet demand	306	-716	261	-743	688	-654	-15,286

- 4.1. When looking at a very simplistic picture of the overall supply and demand across Northumberland UA the resident population is estimated to generate a demand for a minimum of 3,235 sqm of water space. This compares to a current available supply of 3,541 sqm of water space, giving a supply/demand balance of 306 sqm of water space.
- 4.2. This section only provides a 'global' view of provision and does not take account of the location, nature and quality of facilities in relation to demand; how accessible facilities are to the resident population (by car and on foot); nor does it take account of facilities in adjoining boroughs. These are covered in the more detailed modelling set out in the following sections (Satisfied Demand, Unmet Demand and Local Share).
- 4.3. Please note, for realistic/ comfortable provision, supply needs to be greater than demand. If supply only matches demand, then all pools would need to be full all of the time in order to meet all demand.

5. Satisfied Demand- demand from Northumberland UA residents currently being met by supply

Table 4 - Satisfied Demand	Northumberland UA	Newcastle upon Tyne	North Tyneside	County Durham UA	Cumbria County	NORTH EAST REGION	ENGLAND
Total number of visits which are met	15,582	17,660	11,899	28,078	25,637	148,917	3,254,391
% of total demand satisfied	79.90	91.10	91.10	84.80	83.90	88.50	91
% of demand satisfied who travelled by car	82.20	58.60	72.30	81.20	80.60	72	75.50
% of demand satisfied who travelled by foot	11.20	24	12.50	9.50	12.50	15.60	14.80
% of demand satisfied who travelled by public transport	6.60	17.40	15.20	9.30	6.80	12.50	9.60
Demand Retained	13,226	12,161	8,937	23,793	25,357	148,694	3,252,563
Demand Retained -as a % of Satisfied Demand	84.90	68.90	75.10	84.70	98.90	99.90	99.90
Demand Exported	2,356	5,498	2,962	4,286	280	223	1,828
Demand Exported -as a % of Satisfied Demand	15.10	31.10	24.90	15.30	1.10	0.10	0.10

- 5.1. Satisfied demand in Northumberland is 15,582 visits per week in the peak period or 79.9% of total demand. This is lower than all comparator areas. When looking at sub areas the South East of Northumberland has the most favourable level of satisfied demand with 88% (comparable with regional average). However in the more rural North

of the county this drops to just 70%. Note not all LA's satisfied demand will be met within LA.

- 5.2. Northumberland retains 13,226 of the 15,582 visits. 2,356 visits per week in the peak period are exported. This compares with 1,803 visits per week that are imported from neighbouring authorities. Northumberland is a net exporter of demand with more people travelling out of the county boundary for a swim than coming in.
- 5.3. Northumberland retains 85% of its demand. This is comparable to County Durham and higher than the more densely populated neighbours (Newcastle and North Tyneside). In the more densely populated south east this retained demand drops to 75%.
- 5.4. Of the 15,582 visits met 82.2% travel by car which is higher than any of the comparator authorities and areas. Conversely and to expected the number of people accessing leisure centres on foot and using public transport is correspondingly lower. Just 21% of the population do not have access to a car in Northumberland.

6. Unmet Demand - demand from Northumberland UA residents not currently being met

Table 5 - Unmet Demand	Northumberland UA	Newcastle upon Tyne	North Tyneside	County Durham UA	Cumbria County	NORTH EAST REGION	ENGLAND
Total number of visits in the peak, not currently being met	3,911	1,735	1,168	5,021	4,930	19,305	321,829
Unmet demand as a % of total demand	20.10	8.90	8.90	15.20	16.10	11.50	9
Equivalent in water space m2 - with comfort factor	649	288	194	833	819	3,204	53,410
% of Unmet Demand due to ;							
Lack of Capacity -	6.60	9	1.40	0.90	0.20	3.70	10
Outside Catchment -	93.40	91	98.60	99.10	99.80	96.30	90
Outside Catchment;	93.40	91	98.60	99.10	99.80	96.30	90
% Unmet demand who do not have access to a car	44.40	87.70	93.70	84.10	48.20	79.50	70.30
% of Unmet demand who have access to a car	49	3.30	4.90	14.90	51.50	16.80	19.70
Lack of Capacity;	6.60	9	1.40	0.90	0.20	3.70	10
% Unmet demand who do not have access to a car	3.20	8.60	1.30	0.60	0	2.70	7.70

Table 5 - Unmet Demand	Northumberland UA	Newcastle upon Tyne	North Tyneside	County Durham UA	Cumbria County	NORTH EAST REGION	ENGLAND
% of Unmet demand who have access to a car	3.40	0.40	0.10	0.30	0.20	1	2.30

- 6.1. The scale of unmet demand in Northumberland UA is 3911 visits per week in the peak period currently not being met. This is equivalent to 20% of total demand which is higher than national, regional and comparator averages. This is the equivalent of over 12 x 25m swimming pool lanes. However this is spread over a relatively large area.
- 6.2. Highest levels of unmet demand is evident in and around the Ashington area (north, south and west) and the area between Blyth and Bedlington and the south east area of Cramlington.
- 6.3. The majority of unmet demand (93.4%) is due to being outside the catchment and the remainder (6.6%) due to lack of capacity.
- 6.4. Of those outside of the catchment area for a swimming pool 49% have access to a car. This is comparable to Cumbria. This is not the case for those living in the south east where only 8.4% of those living outside the catchment of a pool have access to a car. The majority in the south east outside of the catchment of a pool (78%) do not have access to a car.
- 6.5. 6.6% of unmet demand is due to lack of capacity. This is lower than the national average but higher than the north east average. Lack of capacity is greater in the south east (13%) than in the west of the borough (just 0.2%).

7. Used Capacity - How well used are the facilities?

Table 6 - Used Capacity	Northumberland UA	Newcastle upon Tyne	North Tyneside	County Durham UA	Cumbria County	NORTH EAST REGION	ENGLAND
Total number of visits used of current capacity	15,029	15,778	12,937	25,667	25,609	149,693	3,254,781
% of overall capacity of pools used	49	72.70	61.40	62.30	51.30	63.30	64.90
% of visits made to pools by walkers	11.60	26.60	11.80	10.30	12.60	15.50	14.80
% of visits made to pools by road	88.40	73.40	88.20	89.70	87.40	84.50	85.20
Visits Imported;							
Number of visits imported	1,803	3,617	4,000	1,874	253	998	2,218
As a % of used capacity	12	22.90	30.90	7.30	1	0.70	0.10
Visits Retained:							
Number of Visits retained	13,226	12,161	8,937	23,793	25,357	148,694	3,252,563
As a % of used capacity	88	77.10	69.10	92.70	99	99.30	99.90

- 7.1. Overall the facilities in Northumberland are used to 49% capacity suggesting that pools therefore should have spare capacity. However the overall picture does not reflect the position when looking at individual sites. Two centres are modelled at capacity (Morpeth and New Ashington) while others are modelled as being busy (Blyth, Prudhoe and Astley Community High School). Over 70% capacity being used is considered busy on a pool site.
- 7.2. Concordia leisure centre has the biggest capacity of all pools and can accommodate 3602 visits per week in the peak period but is modelled at just 46%. Some of this may

be to do with the age and condition of the site as it was built in 1977 and has not had any recent investment in the pool. The attractiveness rating of 0.41 is reflective of its age and condition. On the other hand Wentworth pool with high capacity (3464 visits per week in the peak period) is only used at 43% of its capacity despite being a modern attractive pool (built in 2008).

- 7.3. In Northumberland just 11.6% of visits are made on foot to leisure centres. In Blyth this rises to 19% in contrast to Ponteland and Willowburn where just 5% of all journeys are made on foot.

8. Local Share - equity share of facilities

Table 7 - Local Share	Northumberland UA	Newcastle upon Tyne	North Tyneside	County Durham UA	Cumbria County	NORTH EAST REGION	ENGLAND
Local Share: <1 capacity less than demand, 1> capacity greater than demand	1.30	1	1.30	1.10	1.10	1.20	1.10

8.1. Local Share helps to show which areas have a better or worse share of facility provision. It takes into account the size and availability of facilities as well as travel modes. It helps to establish whether residents within a particular area have less or more share of provision than other areas. Share is useful at looking at 'equity' of provision across local areas, but is also useful to give a higher level strategic view for a wider area

8.2. In Northumberland UA the local share is 1.3 which is higher than regional and national averages. However in the sub areas the picture is slightly different with residents of Northumberland North and West enjoying a share far better than those in Northumberland South east who enjoy a share of just 0.9. This is particularly evident in coastal locations such as Newbiggin and south of Ashington/ north of Blyth.

NOTES: This helps to show which areas have a better or worse share of facility provision. It takes into account the size and availability of facilities as well as travel modes. It helps to establish whether residents within a particular area have less or more share of provision than other areas. Share is useful at looking at 'equity' of provision across local areas, but is also useful to give a higher level strategic view for a wider area – zoom map viewer out to go beyond the local you are looking at, this will give you a feel for how the LA fits.

Local Share is the available capacity that can be reached by the residents of an area divided by the demand for that capacity in the area. A value of 1 means that the available capacity matches demand. A value below 1 indicates that the available capacity is less than demanded, whereas a value above 1 indicates that the available capacity is greater than demanded. Local Share is useful for comparing areas between different years.

9. Summary and Conclusions

- 9.1. Northumberland UA has 21 pools across 13 pool sites. The majority of the sites (11) are in public ownership. Two commercial pool sites exist in Northumberland (3 pools)
- 9.2. Northumberland enjoys 13m² of water space per 100 population which is higher than national and regional averages.
- 9.3. The demand for visits per week in the peak period can be expressed in terms of water space. Taking into account a comfort factor this is equivalent to 3235m² or the equivalent of 10 x 6 lane community standard 25m pools.
- 9.4. Satisfied demand in Northumberland is 15,582 visits per week in the peak period or 79.9% of total demand. This is lower than all comparator areas.
- 9.5. Northumberland retains 13,226 of the 15,582 visits. 2356 visits per week in the peak period are exported. This compares with 1803 visits per week that are imported from neighbouring authorities. Northumberland is a net exporter of demand with more people travelling out of the county boundary for a swim than coming in.
- 9.6. The scale of unmet demand in Northumberland UA is 3911 visits per week in the peak period currently not being met. This is equivalent to 20% of total demand which is higher than national, regional and comparator averages. This is the equivalent of over 12 x 25m swimming pool lanes. However this is spread over a relatively large area but is particularly prevalent in the more densely populated South East of the borough.
- 9.7. Overall the facilities in Northumberland are used to 49% capacity suggesting that pools therefore should have spare capacity. However the overall picture does not reflect the position when looking at individual sites. Two centres are modelled at capacity (Morpeth and New Ashington) while others are modelled as being busy (Blyth, Prudhoe and Astley Community High School). Over 70% capacity being used is considered busy on a pool site. Concordia on the other hand has the biggest capacity of all pools and can accommodate 3602 visits per week in the peak period but is modelled at just 46% of capacity suggesting the pool is quiet with spare capacity.
- 9.8. In Northumberland UA the local share is 1.3 which is higher than regional and national averages. However in the sub areas the picture is slightly different with residents of Northumberland North and West enjoying a share far better than those in Northumberland South east who enjoy a share of just 0.9. This is particularly evident in coastal locations such as Newbiggin and south of Ashington/ north of Blyth.



10. Maps

Map 1: Unmet Demand

Map 2: Aggregated Unmet Demand

Map 3: Local Share

Appendix 1: Swimming Pools Included/Excluded

Facilities Included within the National Run FPM Analysis in Northumberland UA

Facilities Included:

Name of Facility	Type	Dimensions	Area	Site Year Built	Site Year Refurbished	Weight Factor	Hours in Peak Period	Total Hours Available	Site Capacity - vpwpp	% of Capacity Used
AMBLE HEALTH AND LEISURE	Main/General	20 x 9	180	2005		95%	47.0	90	1661	15
AMBLE HEALTH AND LEISURE	Learner/Teaching/Training	8 x 4	32				47.0	90		
MORPETH RIVERSIDE LEISURE CENTRE	Main/General	25 x 10	250	1994	2009	92%	28.5	42.75	1188	100
THE OCEAN CLUB	Main/General	20 x 10	200	2005		95%	47.0	91	3133	3
THE OCEAN CLUB	Leisure Pool	10 x 20	200				47.0	91		
THE SWAN CENTRE FOR LEISURE	Main/General	25 x 13	313	1995		80%	39.3	62	2368	46
THE SWAN CENTRE FOR LEISURE	Learner/Teaching/Training	10 x 5	50				39.3	62		
WILLOWBURN LEISURE CENTRE	Main/General	25 x 13	325	2003		93%	44.5	83.5	2784	40

Name of Facility	Type	Dimensions	Area	Site Year Built	Site Year Refurbished	Weight Factor	Hours in Peak Period	Total Hours Available	Site Capacity - vpwpp	% of Capacity Used
WILLOWBURN LEISURE CENTRE	Learner/Teaching/Training	10 x 8	80				28.0	41.5		
ASTLEY COMMUNITY HIGH SCHOOL	Main/General	20 x 8	160	1965	2013	80%	39.5	45	1053	92
BLYTH SPORTS CENTRE	Main/General	25 x 13	325	1967	2007	65%	46.3	66.25	2932	81
BLYTH SPORTS CENTRE	Learner/Teaching/Training	13 x 6	77				33.3	48.25		
CONCORDIA LEISURE CENTRE	Leisure Pool	25 x 19	475	1977		41%	45.5	76.5	3602	46
NEW ASHINGTON LEISURE CENTRE	Main/General	25 x 13	325	2015		100%	37.5	78	2031	100
PONTELAND LEISURE CENTRE	Main/General	25 x 10	250	1991	1998	73%	45.0	69	3201	38
PONTELAND LEISURE CENTRE	Learner/Teaching/Training	11 x 10	110				41.0	51.5		
PONTELAND LEISURE CENTRE	Learner/Teaching/Training	12 x 7	84				41.0	51.5		
PRUDHOE WATERWORLD	Leisure Pool	25 x 9	225	1990	2007	85%	50.5	86.25	1894	79
SLALEY HALL NORTHUMBERLAND	Main/General	20 x 8	160	1995	2008	92%	52.0	106.5	1387	5

Name of Facility	Type	Dimensions	Area	Site Year Built	Site Year Refurbished	Weight Factor	Hours in Peak Period	Total Hours Available	Site Capacity - vpwpp	% of Capacity Used
WENTWORTH LEISURE CENTRE	Main/General	25 x 13	325	2008		97%	49.3	95.75	3464	43
WENTWORTH LEISURE CENTRE	Learner/Teaching/Training	15 x 7	105				45.5	85.5		

Facilities Excluded

The audit excludes facilities that are deemed to be either for private use, too small, closed or there is a lack of information, particularly relating to hours of use. The following facilities were deemed to fall under one or more of these categories and therefore excluded from the modelling:

Site Name	Facility Sub Type	Reason for Exclusion
BURGHAM PARK GOLF AND LEISURE CLUB	Main/General	Closed. Too Small.
COLLINGWOOD SCHOOL AND MEDIA ARTS COLLEGE	Learner/Teaching/Training	Too Small.
DOXFORD HALL HOTEL AND SPA	Learner/Teaching/Training	Too Small.
GLENDALE MIDDLE SCHOOL	Learner/Teaching/Training	Too Small.
HOLIDAY INN HEALTH CLUB (GOSFORTH PARK)	Main/General	Too Small.
LINDEN HALL GOLF AND COUNTRY CLUB	Learner/Teaching/Training	Too Small.
LONGRIDGE TOWERS SCHOOL	Leisure Pool	Closed. Private Use. Too Small.
RIVERSIDE COUNTRY PARK	Leisure Pool	Private Use. Too Small.
ROTHBURY POOL & GYM	Learner/Teaching/Training	Too Small.
VILLAGE FARM HEALTH CLUB	Main/General	Too Small.
WOOLER FIRST SCHOOL	Main/General	Private Use.
ASHINGTON LEISURE CENTRE (CLOSED)	Main/General	Closed.
ASHINGTON LEISURE CENTRE (CLOSED)	Main/General	Closed.
DELAVAL COMMUNITY MIDDLE SCHOOL (CLOSED)	Learner/Teaching/Training	Closed. Private Use. Too Small.
ADVANTAGE HEALTH CLUB (HEXHAM)	Learner/Teaching/Training	Too Small.
DERWENT MANOR HOTEL	Learner/Teaching/Training	Too Small.
HALTWHISTLE SWIMMING & LEISURE CENTRE	Lido	Lido.
HALTWHISTLE SWIMMING & LEISURE CENTRE	Lido	Lido.
HALTWHISTLE SWIMMING & LEISURE CENTRE	Lido	Lido.
HEXHAM SWIMMING POOL (CLOSED)	Main/General	Closed.
MATFEN HALL HOTEL - GOLF & SPA	Main/General	Too Small.
RIVERDALE HALL HOTEL	Learner/Teaching/Training	Too Small.

Appendix 2 – Model description, Inclusion Criteria and Model Parameters

Included within this appendix are the following:

- Model description
- Facility Inclusion Criteria
- Model Parameters

Model Description

1. Background

- 1.1. The Facilities Planning Model (FPM) is a computer-based supply/demand model, which has been developed by Edinburgh University in conjunction with sportscotland and Sport England since the 1980s.
- 1.2. The model is a tool to help to assess the strategic provision of community sports facilities in an area. It is currently applicable for use in assessing the provision of sports halls, swimming pools, indoor bowls centres and artificial grass pitches.

2. Use of FPM

- 2.1. Sport England uses the FPM as one of its principal tools in helping to assess the strategic need for certain community sports facilities. The FPM has been developed as a means of:
 - assessing requirements for different types of community sports facilities on a local, regional or national scale;
 - helping local authorities to determine an adequate level of sports facility provision to meet their local needs;
 - helping to identify strategic gaps in the provision of sports facilities; and
 - comparing alternative options for planned provision, taking account of changes in demand and supply. This includes testing the impact of opening, relocating and closing facilities, and the likely impact of population changes on the needs for sports facilities.

- 2.2. Its current use is limited to those sports facility types for which Sport England holds substantial demand data, i.e. swimming pools, sports halls, indoor bowls and artificial grass pitches.
- 2.3. The FPM has been used in the assessment of Lottery funding bids for community facilities, and as a principal planning tool to assist local authorities in planning for the provision of community sports facilities. For example, the FPM was used to help assess the impact of a 50m swimming pool development in the London Borough of Hillingdon. The Council invested £22 million in the sports and leisure complex around this pool and received funding of £2,025,000 from the London Development Agency and £1,500,000 from Sport England¹.

3. How the model works

- 3.1. In its simplest form, the model seeks to assess whether the capacity of existing facilities for a particular sport is capable of meeting local demand for that sport, taking into account how far people are prepared to travel to such a facility.
- 3.2. In order to do this, the model compares the number of facilities (supply) within an area, against the demand for that facility (demand) that the local population will produce, similar to other social gravity models.
- 3.3. To do this, the FPM works by converting both demand (in terms of people), and supply (facilities), into a single comparable unit. This unit is 'visits per week in the peak period' (VPWPP). Once converted, demand and supply can be compared.
- 3.4. The FPM uses a set of parameters to define how facilities are used and by whom. These parameters are primarily derived from a combination of data including actual user surveys from a range of sites across the country in areas of good supply, together with participation survey data. These surveys provide core information on the profile of users, such as, the age and gender of users, how often they visit, the distance travelled, duration of stay, and on the facilities themselves, such as, programming, peak times of use, and capacity of facilities.

¹ Award made in 2007/08 year.

- 3.5. This survey information is combined with other sources of data to provide a set of model parameters for each facility type. The original core user data for halls and pools comes from the National Halls and Pools survey undertaken in 1996. This data formed the basis for the National Benchmarking Service (NBS). For AGPs, the core data used comes from the user survey of AGPs carried out in 2005/6 jointly with sportscotland.
- 3.6. User survey data from the NBS and other appropriate sources are used to update the models parameters on a regular basis. The parameters are set out at the end of the document, and the range of the main source data used by the model includes:
- National Halls & Pools survey data –Sport England
 - Benchmarking Service User Survey data –Sport England
 - UK 2000 Time Use Survey – ONS
 - General Household Survey – ONS
 - Scottish Omnibus Surveys – sportscotland
 - Active People Survey - Sport England
 - STP User Survey - Sport England & sportscotland
 - Football participation - The FA
 - Young People & Sport in England – Sport England
 - Hockey Fixture data - Fixtures Live
 - Taking Part Survey - DCMS

4. Calculating Demand

- 4.1. This is calculated by applying the user information from the parameters, as referred to above, to the population². This produces the number of visits for that facility that will be demanded by the population.
- 4.2. Depending on the age and gender make-up of the population, this will affect the number of visits an area will generate. In order to reflect the different population make-up of the country, the FPM calculates demand based on the smallest census groupings. These are Output Areas (OA)³.

² For example, it is estimated that 7.72% of 16-24 year old males will demand to use an AGP, 1.67 times a week. This calculation is done separately for the 12 age/gender groupings.

³ Census Output Areas (OA) are the smallest grouping of census population data, and provides the population information on which the FPM's demand parameters are applied. A demand figure can then be calculated for each OA based on the population profile. There are over 171,300 OAs in England. An OA has a target value of 125 households per OA.

- 4.3. The use of OAs in the calculation of demand ensures that the FPM is able to reflect and portray differences in demand in areas at the most sensitive level based on available census information. Each OA used is given a demand value in VPWPP by the FPM.

5. Calculating Supply Capacity

- 5.1. A facility's capacity varies depending on its size (i.e. size of pool, hall, pitch number), and how many hours the facility is available for use by the community.
- 5.2. The FPM calculates a facility's capacity by applying each of the capacity factors taken from the model parameters, such as the assumptions made as to how many 'visits' can be accommodated by the particular facility at any one time. Each facility is then given a capacity figure in VPWPP. (See parameters in Section C).
- 5.3. Based on travel time information⁴ taken from the user survey, the FPM then calculates how much demand would be met by the particular facility having regard to its capacity and how much demand is within the facility's catchment. The FPM includes an important feature of spatial interaction. This feature takes account of the location and capacity of all the facilities, having regard to their location and the size of demand and assesses whether the facilities are in the right place to meet the demand.
- 5.4. It is important to note that the FPM does not simply add up the total demand within an area, and compare that to the total supply within the same area. This approach would not take account of the spatial aspect of supply against demand in a particular area. For example, if an area had a total demand for 5 facilities, and there were currently 6 facilities within the area, it would be too simplistic to conclude that there was an oversupply of 1 facility, as this approach would not take account of whether the 5 facilities are in the correct location for local people to use them within that area. It might be that all the facilities were in one part of the borough, leaving other areas under provided. An assessment of this kind would not reflect the true picture of provision. The FPM is able to assess supply and demand within an area based on the needs of the population within that area.

⁴ To reflect the fact that as distance to a facility increases, fewer visits are made, the FPM uses a travel time distance decay curve, where the majority of users travel up to 20 minutes. The FPM also takes account of the road network when calculating travel times. Car ownership levels, taken from Census data, are also taken into account when calculating how people will travel to facilities.

- 5.5. In making calculations as to supply and demand, visits made to sports facilities are not artificially restricted or calculated by reference to administrative boundaries, such as local authority areas. Users are generally expected to use their closest facility. The FPM reflects this through analysing the location of demand against the location of facilities, allowing for cross boundary movement of visits. For example, if a facility is on the boundary of a local authority, users will generally be expected to come from the population living close to the facility, but who may be in an adjoining authority.

6. Calculating the capacity of Sports Halls – Hall Space in Courts(HSC)

- 6.1. The capacity of sports halls is calculated in the same way as described above with each sports hall site having a capacity in VPWPP. In order for this capacity to be meaningful, these visits are converted into the equivalent of main hall courts, and referred to as 'Hall Space in Courts' (HSC). This "court" figure is often mistakenly read as being the same as the number of 'marked courts' at the sports halls that are in the Active Places data, but it is not the same. There will usually be a difference between this figure and the number of 'marked courts' that is in Active Places.
- 6.2. The reason for this, is that the HSC is the 'court' equivalent of the all the main and ancillary halls capacities, this is calculated based on hall size (area), and whether it's the main hall, or a secondary (ancillary) hall. This gives a more accurate reflection of the overall capacity of the halls than simply using the 'marked court' figure. This is due to two reasons:
- 6.3. In calculating capacity of halls, the model uses a different 'At-One-Time' (AOT) parameter for main halls and for ancillary halls. Ancillary halls have a great AOT capacity than main halls - see below. Marked Courts can sometimes not properly reflect the size of the actual main hall. For example, a hall may be marked out with 4 courts, when it has space for 5 courts. As the model uses the 'courts' as a unit of size, it is important that the hall's capacity is included as a 5 'court unit' rather than a 4 'court unit'.
- 6.4. The model calculates the capacity of the sports hall as 'visits per week in the peak period' (VPWPP), it then uses this unit of capacity to compare with the demand, which is also calculated as VPWPP. It is often difficult to visualise how much hall space is when expressed as VPWPP. To make things more meaningful this capacity in VPWPP

is converted back into 'main hall court equivalents', and is called in the output table 'Hall Space in Courts'.

7. Facility Attractiveness – for halls and pools only

- 7.1. Not all facilities are the same and users will find certain facilities more attractive to use than others. The model attempts to reflect this by introducing an attractiveness weighting factor, which effects the way visits are distributed between facilities. Attractiveness however, is very subjective. Currently weightings are only used for hall and pool modelling, with a similar approach for AGPs is being developed.
- 7.2. Attractiveness weightings are based on the following:
- 7.2.1. Age/refurbishment weighting – pools & halls - the older a facility is, the less attractive it will be to users. It is recognised that this is a general assumption and that there may be examples where older facilities are more attractive than newly built ones due to excellent local management, programming and sports development. Additionally, the date of any significant refurbishment is also included within the weighting factor; however, the attractiveness is set lower than a new build of the same year. It is assumed that a refurbishment that is older than 20 years will have a minimal impact on the facilities attractiveness. The information on year built/refurbished is taken from Active Places. A graduated curve is used to allocate the attractiveness weighting by year. This curve levels off at around 1920 with a 20% weighting. The refurbishment weighting is slightly lower than the new built year equivalent.
 - 7.2.2. Management & ownership weighting – halls only - due to the large number of halls being provided by the education sector, an assumption is made that in general, these halls will not provide as balanced a program than halls run by LAs, trusts, etc., with school halls more likely to be used by teams and groups through block booking. A less balanced programme is assumed to be less attractive to a general, pay & play user, than a standard local authority leisure centre sports hall, with a wider range of activities on offer.
- 7.3. To reflect this, two weightings curves are used for education and non-education halls, a high weighted curve, and a lower weighted curve;

- 7.3.1. High weighted curve - includes non-education management - better balanced programme, more attractive.
- 7.3.2. Lower weighted curve - includes Educational owned & managed halls, less attractive.
- 7.4. Commercial facilities – halls and pools - whilst there are relatively few sports halls provided by the commercial sector, an additional weighing factor is incorporated within the model to reflect the cost element often associated with commercial facilities. For each population output area the Indices of Multiple Deprivation (IMD) score is used to limit whether people will use commercial facilities. The assumption is that the higher the IMD score (less affluence) the less likely the population of the OA would choose to go to a commercial facility.

8. Comfort Factor – halls and pools

- 8.1. As part of the modelling process, each facility is given a maximum number of visits it can accommodate, based on its size, the number of hours it's available for community use and the 'at one time capacity' figure (pools =1 user /6m² , halls = 6 users /court). This gives each facility a "theoretical capacity".
- 8.2. If the facilities were full to their theoretical capacity then there would simply not be the space to undertake the activity comfortably. In addition, there is a need to take account of a range of activities taking place which have different numbers of users, for example, aqua aerobics will have significantly more participants, than lane swimming sessions. Additionally, there may be times and sessions that, whilst being within the peak period, are less busy and so will have fewer users.
- 8.3. To account of these factors the notion of a 'comfort factor' is applied within the model. For swimming pools 70%, and for sports halls 80%, of its theoretical capacity is considered as being the limit where the facility starts to become uncomfortably busy. (Currently, the comfort factor is NOT applied to AGPs due to the fact they are predominantly used by teams, which have a set number of players and so the notion of having 'less busy' pitch is not applicable.)
- 8.4. The comfort factor is used in two ways;

- 8.4.1. Utilised Capacity - How well used is a facility? 'Utilised capacity' figures for facilities are often seen as being very low, 50-60%, however, this needs to be put into context with 70-80% comfort factor levels for pools and halls. The closer utilised capacity gets to the comfort factor level, the busier the facilities are becoming. You should not aim to have facilities operating at 100% of their theoretical capacity, as this would mean that every session throughout the peak period would be being used to its maximum capacity. This would be both unrealistic in operational terms and unattractive to users.
- 8.4.2. Adequately meeting Unmet Demand – the comfort factor is also used to increase the amount of facilities that are needed to comfortably meet the unmet demand. If this comfort factor is not added, then any facilities provided will be operating at its maximum theoretical capacity, which is not desirable as a set out above.

9. Utilised Capacity (used capacity)

- 9.1. Following on from Comfort Factor section, here is more guidance on Utilised Capacity.
- 9.2. Utilised capacity refers to how much of facilities theoretical capacity is being used. This can, at first, appear to be unrealistically low, with area figures being in the 50-60% region. Without any further explanation, it would appear that facilities are half empty. The key point is not to see a facilities theoretical maximum capacity (100%) as being an optimum position. This, in practise, would mean that a facility would need to be completely full every hour it was open in the peak period. This would be both unrealistic from an operational perspective and undesirable from a user's perspective, as the facility would completely full.
- 9.3. For example; a 25m, 4 lane pool has a theoretical capacity of 2260 per week, during 52 hour peak period.
- 9.4. As set out in the table below, usage of a pool will vary throughout the evening, with some sessions being busier than others though programming, such as, an aqua-aerobics session between 7-8pm, lane swimming between 8-9pm. Other sessions will be quieter, such as between 9-10pm. This pattern of use would give a total of 143 swims taking place. However, the pool's maximum theoretical capacity is 264 visits

throughout the evening. In this instance the pool's utilised capacity for the evening would be 54%.

	4-5pm	5-6pm	6-7pm	7-8pm	8-9pm	9-10pm	Total Visits for the evening
Theoretical max capacity	44	44	44	44	44	44	264
Actual Usage	8	30	35	50	15	5	143

- 9.5. As a guide, 70% utilised capacity is used to indicate that pools are becoming busy, and 80% for sports halls. This should be seen only as a guide to help flag up when facilities are becoming busier, rather than a 'hard threshold'.

10. Travel times Catchments

- 10.1. The model uses travel times to define facility catchments in terms of driving and walking.
- 10.2. The Ordnance Survey (OS) Integrated Transport Network (ITN) for roads has been used to calculate the off-peak drive times between facilities and the population, observing one-way and turn restrictions which apply, and taking into account delays at junctions and car parking. Each street in the network is assigned a speed for car travel based on the attributes of the road, such as the width of the road, and geographical location of the road, for example the density of properties along the street. These travel times have been derived through national survey work, and so are based on actual travel patterns of users. The road speeds used for Inner & Outer London Boroughs have been further enhanced by data from the Department of Transport.
- 10.3. The walking catchment uses the OS Urban Path Network to calculate travel times along paths and roads, excluding motorways and trunk roads. A standard walking speed of 3 mph is used for all journeys.
- 10.4. The model includes three different modes of travel, by car, public transport & walking. Car access is also taken into account, in areas of lower access to a car, the model reduces the number of visits made by car, and increases those made on foot.

- 10.5. Overall, surveys have shown that the majority of visits made to swimming pools, sports halls and AGPs are made by car, with a significant minority of visits to pools and sports halls being made on foot.

Facility	Car	Walking	Public transport
Swimming Pool	76%	15%	9%
Sports Hall	77%	15%	8%
AGP			
Combined	83%	14%	3%
Football	79%	17%	3%
Hockey	96%	2%	2%

- 10.6. The model includes a distance decay function; where the further a user is from a facility, the less likely they will travel. Set out below is the survey data with the % of visits made within each of the travel times, which shows that almost 90% of all visits, both car borne or walking, are made within 20 minutes. Hence, 20 minutes is often used as a rule of thumb for catchments for sports halls and pools.

	Sport Halls		Swimming Pools	
Minutes	Car	Walk	Car	Walk
0-10	62%	61%	58%	57%
10-20	29%	26%	32%	31%
20 -40	8%	11%	9%	11%

- 10.7. For AGPs, there is a similar pattern to halls and pools, with Hockey users observed as travelling slightly further (89% travel up to 30 minutes). Therefore, a 20 minute travel time can also be used for 'combined' and 'football', and 30 minutes for hockey.

Artificial Grass Pitches						
	Combined		Football		Hockey	
Minutes	Car	Walk	Car	Walk	Car	Walk
0-10	28%	38%	30%	32%	21%	60%
10-20	57%	48%	61%	50%	42%	40%
20 -40	14%	12%	9%	15%	31%	0%

NOTE: These are approximate figures, and should only be used as a guide.

Inclusion Criteria used within analysis

Swimming Pools

The following inclusion criteria were used for this analysis;

- Include all Operational Indoor Pools available for community use i.e. pay and play, membership, Sports Club/Community Association.
- Exclude all pools not available for community use i.e. private use.
- Exclude all outdoor pools i.e. Lidos.
- Exclude all pools where the main pool is less than 20 meters OR is less than 160 square meters.
- Include all 'planned', 'under construction, and 'temporarily closed' facilities only where all data is available for inclusion.
- Where opening times are missing, availability has been included based on similar facility types.
- Where the year built is missing assume date 1975⁵.

Facilities in Wales and the Scottish Borders included, as supplied by sportscotland and Sports Council for Wales.

⁵ Choosing a date in the mid '70s ensures that the facility is included, whilst not overestimating its impact within the run.

Model Parameters used in the Analysis

Pool Parameters

At one Time Capacity	0.16667 per square metre = 1 person per 6 square meters																											
Catchment Maps	Car: 20 minutes Walking: 1.6 km Public transport: 20 minutes at about half the speed of a car NOTE: Catchment times are indicative, within the context of a distance decay function of the model.																											
Duration	60 minutes for tanks and leisure pools																											
Percentage Participation	<table><tr><th>Age</th><th>0 - 15</th><th>16 - 24</th><th>25 - 39</th><th>40 - 59</th><th>60-79</th><th>80+</th></tr><tr><td>Male</td><td>11.03</td><td>7.42</td><td>9.26</td><td>7.89</td><td>4.52</td><td>1.67</td></tr><tr><td>Female</td><td>13.91</td><td>13.95</td><td>15.76</td><td>12.25</td><td>7.37</td><td>1.51</td></tr></table>							Age	0 - 15	16 - 24	25 - 39	40 - 59	60-79	80+	Male	11.03	7.42	9.26	7.89	4.52	1.67	Female	13.91	13.95	15.76	12.25	7.37	1.51
Age	0 - 15	16 - 24	25 - 39	40 - 59	60-79	80+																						
Male	11.03	7.42	9.26	7.89	4.52	1.67																						
Female	13.91	13.95	15.76	12.25	7.37	1.51																						
Frequency per week	<table><tr><th>Age</th><th>0 - 15</th><th>16 - 24</th><th>25 - 39</th><th>40 - 59</th><th>60-79</th><th>80+</th></tr><tr><td>Male</td><td>1.11</td><td>1.06</td><td>0.96</td><td>1.04</td><td>1.28</td><td>1.54</td></tr><tr><td>Female</td><td>1.08</td><td>0.98</td><td>0.88</td><td>1.02</td><td>1.14</td><td>1.22</td></tr></table>							Age	0 - 15	16 - 24	25 - 39	40 - 59	60-79	80+	Male	1.11	1.06	0.96	1.04	1.28	1.54	Female	1.08	0.98	0.88	1.02	1.14	1.22
Age	0 - 15	16 - 24	25 - 39	40 - 59	60-79	80+																						
Male	1.11	1.06	0.96	1.04	1.28	1.54																						
Female	1.08	0.98	0.88	1.02	1.14	1.22																						
Peak Period	Weekday: 12:00 to 13:30; 16:00 to 22.00 Saturday: 09:00 to 16:00 Sunday: 09:00 to 16:30 Total: 52 Hours																											
Percentage in Peak Period	63%																											

APPENDIX 9: FACILITY AUDIT

--- Search Terms ---			
Facility Type	Athletics Tracks	Facility Sub Type	Cinder
Facility Type	Health and Fitness Suite	Facility Sub Type	Health and Fitness Suite
Facility Type	Indoor Bowls	Facility Sub Type	Indoor Bowls
Facility Type	Indoor Tennis Centre	Facility Sub Type	Airhall
Facility Type	Sports Hall	Facility Sub Type	Activity Hall
Facility Type	Squash Courts	Facility Sub Type	Glass-backed
Facility Type	Studio	Facility Sub Type	Studio
Facility Type	Swimming Pool	Facility Sub Type	Diving
Facility Status	Under Construction;Operational;Temporarily Closed		
Area of interest	Northumberland		

--- Report Summary ---			
Facility Type	Sub Facility Type	Northumberland	Total
Athletics Tracks	Cinder	2	2
Athletics Tracks	Permanent Grass	0	0
Athletics Tracks	Synthetic	2	2
Health and Fitness Suite	Health and Fitness Suite	57	57
Indoor Bowls	Indoor Bowls	1	1
Indoor Tennis Centre	Airhall	0	0
Indoor Tennis Centre	Airhall (seasonal)	0	0
Indoor Tennis Centre	Framed Fabric	0	0
Indoor Tennis Centre	Traditional	0	0
Sports Hall	Activity Hall	57	57
Sports Hall	Barns	0	0
Sports Hall	Main	36	36
Squash Courts	Glass-backed	7	7
Squash Courts	Normal	16	16
Studio	Studio	41	41
Swimming Pool	Diving	0	0
Swimming Pool	Learner/Teaching/Training	15	15
Swimming Pool	Leisure Pool	4	4
Swimming Pool	Lido	3	3
Swimming Pool	Main/General	15	15
Total		256	256

Generated on 21 Feb 2017 17:54:48

APPENDIX 9: FACILITY AUDIT

--- Search Terms ---				
Facility Type	Permanent Grass	Synthetic		
Facility Type				
Facility Type				
Facility Type	Airhall (seasonal)	Framed Fabric	Traditional	
Facility Type	Barns	Main		
Facility Type	Normal			
Facility Type				
Facility Type	Learner/Teaching/Training	Leisure Pool	Lido	Main/General
Facility Status				
Area of interest				

--- Report Summary ---
Facility Type
Athletics Tracks
Athletics Tracks
Athletics Tracks
Health and Fitness Suite
Indoor Bowls
Indoor Tennis Centre
Indoor Tennis Centre
Indoor Tennis Centre
Indoor Tennis Centre
Sports Hall
Sports Hall
Sports Hall
Squash Courts
Squash Courts
Studio
Swimming Pool
Swimming Pool
Swimming Pool
Swimming Pool
Swimming Pool
Total

Generated on 21 Feb 2017 17:54:48

APPENDIX 9: FACILITY AUDIT

--- Main Report ---		
Site Name	Site Id	Building Name or Number
ADVANTAGE HEALTH CLUB (HEXHAM)	1001661	
ADVANTAGE HEALTH CLUB (HEXHAM)	1001661	
ALBERMARLE BARRACKS	1037525	
ALBERMARLE BARRACKS	1037525	
ALBERMARLE BARRACKS	1037525	
ALNWICK DUKES MIDDLE SCHOOL	6006308	
ALNWICK RFC	1206398	St. James Park
ALNWICK SQUASH CLUB LTD	1036222	33
ALNWICK SQUASH CLUB LTD	1036222	33
ALNWICK SQUASH CLUB LTD	1036222	33
ALNWICK SQUASH CLUB LTD	1036222	33
AMBLE HEALTH AND LEISURE	1042519	
AMBLE HEALTH AND LEISURE	1042519	
AMBLE HEALTH AND LEISURE	1042519	
ASHINGTON COMMUNITY HIGH SCHOOL	1005792	
ASHINGTON COMMUNITY HIGH SCHOOL	1005792	
ASTLEY COMMUNITY HIGH SCHOOL	1005794	
ASTLEY COMMUNITY HIGH SCHOOL	1005794	
ASTLEY COMMUNITY HIGH SCHOOL	1005794	
BEDE ACADEMY (NORTH)	1044381	
BEDE ACADEMY (NORTH)	1044381	
BEDE ACADEMY (NORTH)	1044381	
BEDLINGTONSHIRE COMMUNITY SCHOOL	1005795	
BEDLINGTONSHIRE COMMUNITY SCHOOL	1005795	
BEDLINGTONSHIRE COMMUNITY SCHOOL	1005795	
BEDLINGTONSHIRE COMMUNITY SCHOOL	1005795	
BELLINGHAM MIDDLE SCHOOL AND COLLEGE	6006317	
BELLINGHAM MIDDLE SCHOOL AND COLLEGE	6006317	
BELSAY FIRST SCHOOL	6013362	
BERWICK ACADEMY	1005796	
BERWICK ACADEMY	1005796	
BERWICK ACADEMY	1005796	
BERWICK MIDDLE SCHOOL	6006330	

APPENDIX 9: FACILITY AUDIT

--- Main Report ---	
Site Name	Thoroughfare
ADVANTAGE HEALTH CLUB (HEXHAM)	
ADVANTAGE HEALTH CLUB (HEXHAM)	
ALBERMARLE BARRACKS	Albemarle Barracks
ALBERMARLE BARRACKS	Albemarle Barracks
ALBERMARLE BARRACKS	Albemarle Barracks
ALNWICK DUKES MIDDLE SCHOOL	Hope House Lane
ALNWICK RFC	Greensfield Avenue
ALNWICK SQUASH CLUB LTD	Bondgate Without
ALNWICK SQUASH CLUB LTD	Bondgate Without
ALNWICK SQUASH CLUB LTD	Bondgate Without
ALNWICK SQUASH CLUB LTD	Bondgate Without
AMBLE HEALTH AND LEISURE	Links Road
AMBLE HEALTH AND LEISURE	Links Road
AMBLE HEALTH AND LEISURE	Links Road
ASHINGTON COMMUNITY HIGH SCHOOL	Green Lane
ASHINGTON COMMUNITY HIGH SCHOOL	Green Lane
ASTLEY COMMUNITY HIGH SCHOOL	Elsdon Avenue
ASTLEY COMMUNITY HIGH SCHOOL	Elsdon Avenue
ASTLEY COMMUNITY HIGH SCHOOL	Elsdon Avenue
BEDE ACADEMY (NORTH)	Sixth Avenue
BEDE ACADEMY (NORTH)	Sixth Avenue
BEDE ACADEMY (NORTH)	Sixth Avenue
BEDLINGTONSHIRE COMMUNITY SCHOOL	Palace Road
BEDLINGTONSHIRE COMMUNITY SCHOOL	Palace Road
BEDLINGTONSHIRE COMMUNITY SCHOOL	Palace Road
BEDLINGTONSHIRE COMMUNITY SCHOOL	Palace Road
BELLINGHAM MIDDLE SCHOOL AND COLLEGE	Redesmouth Road
BELLINGHAM MIDDLE SCHOOL AND COLLEGE	Redesmouth Road
BELSAY FIRST SCHOOL	
BERWICK ACADEMY	Adams Drive
BERWICK ACADEMY	Adams Drive
BERWICK ACADEMY	Adams Drive
BERWICK MIDDLE SCHOOL	Lovaine Terrace

APPENDIX 9: FACILITY AUDIT

--- Main Report ---		
Site Name	Post Town	Post Code
ADVANTAGE HEALTH CLUB (HEXHAM)	Hexham	NE46 4EW
ADVANTAGE HEALTH CLUB (HEXHAM)	Hexham	NE46 4EW
ALBERMARLE BARRACKS	Newcastle upon Tyne	NE15 0RF
ALBERMARLE BARRACKS	Newcastle upon Tyne	NE15 0RF
ALBERMARLE BARRACKS	Newcastle upon Tyne	NE15 0RF
ALNWICK DUKES MIDDLE SCHOOL	Alnwick	NE66 1UN
ALNWICK RFC	Alnwick	NE66 1BE
ALNWICK SQUASH CLUB LTD	Alnwick	NE66 1PR
ALNWICK SQUASH CLUB LTD	Alnwick	NE66 1PR
ALNWICK SQUASH CLUB LTD	Alnwick	NE66 1PR
ALNWICK SQUASH CLUB LTD	Alnwick	NE66 1PR
AMBLE HEALTH AND LEISURE	Morpeth	NE65 0SD
AMBLE HEALTH AND LEISURE	Morpeth	NE65 0SD
AMBLE HEALTH AND LEISURE	Morpeth	NE65 0SD
ASHINGTON COMMUNITY HIGH SCHOOL	Ashington	NE63 8DH
ASHINGTON COMMUNITY HIGH SCHOOL	Ashington	NE63 8DH
ASTLEY COMMUNITY HIGH SCHOOL	Whitley Bay	NE25 0BP
ASTLEY COMMUNITY HIGH SCHOOL	Whitley Bay	NE25 0BP
ASTLEY COMMUNITY HIGH SCHOOL	Whitley Bay	NE25 0BP
BEDE ACADEMY (NORTH)	Blyth	NE24 2SY
BEDE ACADEMY (NORTH)	Blyth	NE24 2SY
BEDE ACADEMY (NORTH)	Blyth	NE24 2SY
BEDLINGTONSHIRE COMMUNITY SCHOOL	Bedlington	NE22 7DS
BEDLINGTONSHIRE COMMUNITY SCHOOL	Bedlington	NE22 7DS
BEDLINGTONSHIRE COMMUNITY SCHOOL	Bedlington	NE22 7DS
BEDLINGTONSHIRE COMMUNITY SCHOOL	Bedlington	NE22 7DS
BELLINGHAM MIDDLE SCHOOL AND COLLEGE	Hexham	NE48 2EN
BELLINGHAM MIDDLE SCHOOL AND COLLEGE	Hexham	NE48 2EN
BELSAY FIRST SCHOOL	Newcastle upon Tyne	NE20 0ET
BERWICK ACADEMY	Berwick-upon-Tweed	TD15 2JF
BERWICK ACADEMY	Berwick-upon-Tweed	TD15 2JF
BERWICK ACADEMY	Berwick-upon-Tweed	TD15 2JF
BERWICK MIDDLE SCHOOL	Berwick-upon-Tweed	TD15 1LA

APPENDIX 9: FACILITY AUDIT

--- Main Report ---		
Site Name	Facility Type	Facility Sub Type
ADVANTAGE HEALTH CLUB (HEXHAM)	Health and Fitness Suite	Health and Fitness Suite
ADVANTAGE HEALTH CLUB (HEXHAM)	Swimming Pool	Learner/Teaching/Training
ALBERMARLE BARRACKS	Sports Hall	Main
ALBERMARLE BARRACKS	Health and Fitness Suite	Health and Fitness Suite
ALBERMARLE BARRACKS	Squash Courts	Glass-backed
ALNWICK DUKES MIDDLE SCHOOL	Sports Hall	Activity Hall
ALNWICK RFC	Health and Fitness Suite	Health and Fitness Suite
ALNWICK SQUASH CLUB LTD	Health and Fitness Suite	Health and Fitness Suite
ALNWICK SQUASH CLUB LTD	Squash Courts	Normal
ALNWICK SQUASH CLUB LTD	Squash Courts	Glass-backed
ALNWICK SQUASH CLUB LTD	Studio	Studio
AMBLE HEALTH AND LEISURE	Health and Fitness Suite	Health and Fitness Suite
AMBLE HEALTH AND LEISURE	Swimming Pool	Main/General
AMBLE HEALTH AND LEISURE	Swimming Pool	Learner/Teaching/Training
ASHINGTON COMMUNITY HIGH SCHOOL	Sports Hall	Main
ASHINGTON COMMUNITY HIGH SCHOOL	Health and Fitness Suite	Health and Fitness Suite
ASTLEY COMMUNITY HIGH SCHOOL	Sports Hall	Main
ASTLEY COMMUNITY HIGH SCHOOL	Swimming Pool	Main/General
ASTLEY COMMUNITY HIGH SCHOOL	Health and Fitness Suite	Health and Fitness Suite
BEDE ACADEMY (NORTH)	Sports Hall	Main
BEDE ACADEMY (NORTH)	Studio	Studio
BEDE ACADEMY (NORTH)	Health and Fitness Suite	Health and Fitness Suite
BEDLINGTONSHIRE COMMUNITY SCHOOL	Sports Hall	Main
BEDLINGTONSHIRE COMMUNITY SCHOOL	Athletics Tracks	Cinder
BEDLINGTONSHIRE COMMUNITY SCHOOL	Studio	Studio
BEDLINGTONSHIRE COMMUNITY SCHOOL	Squash Courts	Normal
BELLINGHAM MIDDLE SCHOOL AND COLLEGE	Sports Hall	Activity Hall
BELLINGHAM MIDDLE SCHOOL AND COLLEGE	Sports Hall	Activity Hall
BELSAY FIRST SCHOOL	Sports Hall	Activity Hall
BERWICK ACADEMY	Sports Hall	Main
BERWICK ACADEMY	Health and Fitness Suite	Health and Fitness Suite
BERWICK ACADEMY	Squash Courts	Normal
BERWICK MIDDLE SCHOOL	Sports Hall	Activity Hall

APPENDIX 9: FACILITY AUDIT

--- Main Report ---				
Site Name	Facility Id	Unit	Number	Changing Rooms
ADVANTAGE HEALTH CLUB (HEXHAM)	2016297	Stations	8	Yes
ADVANTAGE HEALTH CLUB (HEXHAM)	2022309	Lanes	0	Yes
ALBERMARLE BARRACKS	2078736	Badminton courts	4	Yes
ALBERMARLE BARRACKS	2078737	Stations	14	Yes
ALBERMARLE BARRACKS	4078735	Courts	2	Yes
ALNWICK DUKES MIDDLE SCHOOL	2080939	Badminton courts	1	Yes
ALNWICK RFC	2084305	Stations	5	Yes
ALNWICK SQUASH CLUB LTD	2073327	Stations	20	Yes
ALNWICK SQUASH CLUB LTD	4073363	Courts	1	Yes
ALNWICK SQUASH CLUB LTD	4073364	Courts	1	Yes
ALNWICK SQUASH CLUB LTD	4114015	Studios	1	Yes
AMBLE HEALTH AND LEISURE	4104816	Stations	30	Yes
AMBLE HEALTH AND LEISURE	4104818	Lanes	0	Yes
AMBLE HEALTH AND LEISURE	4104819	Lanes	0	Yes
ASHINGTON COMMUNITY HIGH SCHOOL	2005563	Badminton courts	4	Yes
ASHINGTON COMMUNITY HIGH SCHOOL	2078993	Stations	22	Yes
ASTLEY COMMUNITY HIGH SCHOOL	2005566	Badminton courts	4	Yes
ASTLEY COMMUNITY HIGH SCHOOL	2013271	Lanes	4	Yes
ASTLEY COMMUNITY HIGH SCHOOL	2018715	Stations	21	Yes
BEDE ACADEMY (NORTH)	4112386	Badminton courts	4	Yes
BEDE ACADEMY (NORTH)	4112622	Studios	1	Yes
BEDE ACADEMY (NORTH)	4116809	Stations	30	Yes
BEDLINGTONSHIRE COMMUNITY SCHOOL	2005567	Badminton courts	4	Yes
BEDLINGTONSHIRE COMMUNITY SCHOOL	2009373	Lanes	6	Yes
BEDLINGTONSHIRE COMMUNITY SCHOOL	4005568	Studios	0	Yes
BEDLINGTONSHIRE COMMUNITY SCHOOL	4037454	Courts	2	Yes
BELLINGHAM MIDDLE SCHOOL AND COLLEGE	2080942	Badminton courts	1	Yes
BELLINGHAM MIDDLE SCHOOL AND COLLEGE	2080955	Badminton courts	0	Yes
BELSAY FIRST SCHOOL	30006652	Badminton courts	0	No
BERWICK ACADEMY	2005569	Badminton courts	4	Yes
BERWICK ACADEMY	2018717	Stations	25	Yes
BERWICK ACADEMY	4037455	Courts	2	Yes
BERWICK MIDDLE SCHOOL	2080918	Badminton courts	1	Yes

APPENDIX 9: FACILITY AUDIT

--- Main Report ---	
Site Name	Disability
ADVANTAGE HEALTH CLUB (HEXHAM)	Yes
ADVANTAGE HEALTH CLUB (HEXHAM)	Yes
ALBERMARLE BARRACKS	Yes
ALBERMARLE BARRACKS	Yes
ALBERMARLE BARRACKS	Yes
ALNWICK DUKES MIDDLE SCHOOL	Yes
ALNWICK RFC	Yes
ALNWICK SQUASH CLUB LTD	No
ALNWICK SQUASH CLUB LTD	No
ALNWICK SQUASH CLUB LTD	No
ALNWICK SQUASH CLUB LTD	No
AMBLE HEALTH AND LEISURE	Yes
AMBLE HEALTH AND LEISURE	Yes
AMBLE HEALTH AND LEISURE	Yes
ASHINGTON COMMUNITY HIGH SCHOOL	Yes
ASHINGTON COMMUNITY HIGH SCHOOL	Yes
ASTLEY COMMUNITY HIGH SCHOOL	Yes
ASTLEY COMMUNITY HIGH SCHOOL	Yes
ASTLEY COMMUNITY HIGH SCHOOL	Yes
BEDE ACADEMY (NORTH)	Yes
BEDE ACADEMY (NORTH)	Yes
BEDE ACADEMY (NORTH)	Yes
BEDLINGTONSHIRE COMMUNITY SCHOOL	Yes
BEDLINGTONSHIRE COMMUNITY SCHOOL	Yes
BEDLINGTONSHIRE COMMUNITY SCHOOL	Yes
BEDLINGTONSHIRE COMMUNITY SCHOOL	Yes
BELLINGHAM MIDDLE SCHOOL AND COLLEGE	Yes
BELLINGHAM MIDDLE SCHOOL AND COLLEGE	Yes
BELSAY FIRST SCHOOL	Yes
BERWICK ACADEMY	Yes
BERWICK ACADEMY	Yes
BERWICK ACADEMY	Yes
BERWICK MIDDLE SCHOOL	Yes

APPENDIX 9: FACILITY AUDIT

--- Main Report ---

Site Name

ADVANTAGE HEALTH CLUB (HEXHAM)
 ADVANTAGE HEALTH CLUB (HEXHAM)
 ALBERMARLE BARRACKS
 ALBERMARLE BARRACKS
 ALBERMARLE BARRACKS
 ALNWICK DUKES MIDDLE SCHOOL
 ALNWICK RFC
 ALNWICK SQUASH CLUB LTD
 ALNWICK SQUASH CLUB LTD
 ALNWICK SQUASH CLUB LTD
 ALNWICK SQUASH CLUB LTD
 AMBLE HEALTH AND LEISURE
 AMBLE HEALTH AND LEISURE
 AMBLE HEALTH AND LEISURE
 ASHINGTON COMMUNITY HIGH SCHOOL
 ASHINGTON COMMUNITY HIGH SCHOOL
 ASTLEY COMMUNITY HIGH SCHOOL
 ASTLEY COMMUNITY HIGH SCHOOL
 ASTLEY COMMUNITY HIGH SCHOOL
 BEDE ACADEMY (NORTH)
 BEDE ACADEMY (NORTH)
 BEDE ACADEMY (NORTH)
 BEDLINGTONSHIRE COMMUNITY SCHOOL
 BEDLINGTONSHIRE COMMUNITY SCHOOL
 BEDLINGTONSHIRE COMMUNITY SCHOOL
 BEDLINGTONSHIRE COMMUNITY SCHOOL
 BELLINGHAM MIDDLE SCHOOL AND COLLEGE
 BELLINGHAM MIDDLE SCHOOL AND COLLEGE
 BELSAY FIRST SCHOOL
 BERWICK ACADEMY
 BERWICK ACADEMY
 BERWICK ACADEMY
 BERWICK MIDDLE SCHOOL

Disability Details

Parking, Finding and reaching the entrance, Reception area, Doorways, Changi
 Parking, Finding and reaching the entrance, Reception area, Doorways, Changi
 Parking, Finding and reaching the entrance, Reception area, Doorways, Changi
 Parking, Finding and reaching the entrance, Reception area, Doorways, Changi
 Parking, Finding and reaching the entrance, Reception area, Doorways, Changi
 Activity areas, Toilets, Emergency exits
 Finding and reaching the entrance, Reception area, Doorways, Activity areas, T

 Parking, Finding and reaching the entrance, Reception area, Doorways, Changi
 Parking, Finding and reaching the entrance, Reception area, Doorways, Changi
 Parking, Finding and reaching the entrance, Reception area, Doorways, Changi
 Parking, Finding and reaching the entrance, Reception area, Doorways, Activity
 Parking, Finding and reaching the entrance, Reception area, Doorways, Activity
 Parking, Finding and reaching the entrance, Reception area, Doorways, Activity
 Parking, Finding and reaching the entrance, Reception area, Doorways, Activity
 Parking, Finding and reaching the entrance, Reception area, Doorways, Activity
 Parking, Finding and reaching the entrance, Reception area, Doorways, Changi
 Parking, Finding and reaching the entrance, Reception area, Doorways, Changi
 Parking, Finding and reaching the entrance, Reception area, Doorways, Changi
 Parking, Finding and reaching the entrance, Reception area, Doorways, Activity
 Parking, Finding and reaching the entrance, Reception area, Doorways, Activity
 Parking, Finding and reaching the entrance, Reception area, Doorways, Activity
 Parking, Finding and reaching the entrance, Reception area, Doorways, Activity
 Parking, Finding and reaching the entrance, Reception area, Doorways, Changi
 Parking, Finding and reaching the entrance, Reception area, Doorways, Changi
 Parking, Finding and reaching the entrance, Activity areas, Toilets, Social areas
 Parking, Finding and reaching the entrance, Reception area, Doorways, Changi
 Parking, Finding and reaching the entrance, Reception area, Doorways, Changi
 Parking, Finding and reaching the entrance, Reception area, Doorways, Changi
 Parking, Finding and reaching the entrance, Reception area, Doorways, Changi

APPENDIX 9: FACILITY AUDIT

--- Main Report ---

Site Name	Disability Notes
ADVANTAGE HEALTH CLUB (HEXHAM)	
ADVANTAGE HEALTH CLUB (HEXHAM)	
ALBERMARLE BARRACKS	
ALBERMARLE BARRACKS	
ALBERMARLE BARRACKS	
ALNWICK DUKES MIDDLE SCHOOL	
ALNWICK RFC	
ALNWICK SQUASH CLUB LTD	
ALNWICK SQUASH CLUB LTD	
ALNWICK SQUASH CLUB LTD	
ALNWICK SQUASH CLUB LTD	
AMBLE HEALTH AND LEISURE	
AMBLE HEALTH AND LEISURE	
AMBLE HEALTH AND LEISURE	
ASHINGTON COMMUNITY HIGH SCHOOL	
ASHINGTON COMMUNITY HIGH SCHOOL	
ASTLEY COMMUNITY HIGH SCHOOL	
ASTLEY COMMUNITY HIGH SCHOOL	
ASTLEY COMMUNITY HIGH SCHOOL	
BEDE ACADEMY (NORTH)	
BEDE ACADEMY (NORTH)	
BEDE ACADEMY (NORTH)	
BEDLINGTONSHIRE COMMUNITY SCHOOL	
BEDLINGTONSHIRE COMMUNITY SCHOOL	
BEDLINGTONSHIRE COMMUNITY SCHOOL	
BEDLINGTONSHIRE COMMUNITY SCHOOL	
BELLINGHAM MIDDLE SCHOOL AND COLLEGE	
BELLINGHAM MIDDLE SCHOOL AND COLLEGE	
BELSAY FIRST SCHOOL	
BERWICK ACADEMY	
BERWICK ACADEMY	
BERWICK ACADEMY	
BERWICK MIDDLE SCHOOL	

APPENDIX 9: FACILITY AUDIT

--- Main Report ---		
Site Name	Facility Status	Access Type
ADVANTAGE HEALTH CLUB (HEXHAM)	Operational	Registered Membership use
ADVANTAGE HEALTH CLUB (HEXHAM)	Operational	Registered Membership use
ALBERMARLE BARRACKS	Operational	Sports Club / Community Association
ALBERMARLE BARRACKS	Operational	Private Use
ALBERMARLE BARRACKS	Operational	Sports Club / Community Association
ALNWICK DUKES MIDDLE SCHOOL	Operational	Private Use
ALNWICK RFC	Operational	Sports Club / Community Association
ALNWICK SQUASH CLUB LTD	Operational	Registered Membership use
ALNWICK SQUASH CLUB LTD	Operational	Registered Membership use
ALNWICK SQUASH CLUB LTD	Operational	Registered Membership use
ALNWICK SQUASH CLUB LTD	Operational	Registered Membership use
AMBLE HEALTH AND LEISURE	Operational	Registered Membership use
AMBLE HEALTH AND LEISURE	Operational	Registered Membership use
AMBLE HEALTH AND LEISURE	Operational	Registered Membership use
ASHINGTON COMMUNITY HIGH SCHOOL	Operational	Sports Club / Community Association
ASHINGTON COMMUNITY HIGH SCHOOL	Operational	Private Use
ASTLEY COMMUNITY HIGH SCHOOL	Operational	Pay and Play
ASTLEY COMMUNITY HIGH SCHOOL	Operational	Pay and Play
ASTLEY COMMUNITY HIGH SCHOOL	Operational	Sports Club / Community Association
BEDE ACADEMY (NORTH)	Operational	Sports Club / Community Association
BEDE ACADEMY (NORTH)	Operational	Sports Club / Community Association
BEDE ACADEMY (NORTH)	Operational	Sports Club / Community Association
BEDLINGTONSHIRE COMMUNITY SCHOOL	Operational	Private Use
BEDLINGTONSHIRE COMMUNITY SCHOOL	Operational	Sports Club / Community Association
BEDLINGTONSHIRE COMMUNITY SCHOOL	Operational	Private Use
BEDLINGTONSHIRE COMMUNITY SCHOOL	Operational	Private Use
BELLINGHAM MIDDLE SCHOOL AND COLLEGE	Operational	Sports Club / Community Association
BELLINGHAM MIDDLE SCHOOL AND COLLEGE	Operational	Sports Club / Community Association
BELSAY FIRST SCHOOL	Operational	Sports Club / Community Association
BERWICK ACADEMY	Operational	Pay and Play
BERWICK ACADEMY	Operational	Sports Club / Community Association
BERWICK ACADEMY	Operational	Sports Club / Community Association
BERWICK MIDDLE SCHOOL	Operational	Private Use

APPENDIX 9: FACILITY AUDIT

--- Main Report ---		
Site Name	Ownership Type	Management Type
ADVANTAGE HEALTH CLUB (HEXHAM)	Commercial	Commercial Management
ADVANTAGE HEALTH CLUB (HEXHAM)	Commercial	Commercial Management
ALBERMARLE BARRACKS	MOD	MOD
ALBERMARLE BARRACKS	MOD	MOD
ALBERMARLE BARRACKS	MOD	MOD
ALNWICK DUKES MIDDLE SCHOOL	Community school	School/College/University (in house)
ALNWICK RFC	Sports Club	Sport Club
ALNWICK SQUASH CLUB LTD	Commercial	Commercial Management
ALNWICK SQUASH CLUB LTD	Commercial	Commercial Management
ALNWICK SQUASH CLUB LTD	Commercial	Commercial Management
ALNWICK SQUASH CLUB LTD	Commercial	Commercial Management
AMBLE HEALTH AND LEISURE	Commercial	Commercial Management
AMBLE HEALTH AND LEISURE	Commercial	Commercial Management
AMBLE HEALTH AND LEISURE	Commercial	Commercial Management
ASHINGTON COMMUNITY HIGH SCHOOL	Community school	School/College/University (in house)
ASHINGTON COMMUNITY HIGH SCHOOL	Community school	School/College/University (in house)
ASTLEY COMMUNITY HIGH SCHOOL	Community school	School/College/University (in house)
ASTLEY COMMUNITY HIGH SCHOOL	Community school	School/College/University (in house)
ASTLEY COMMUNITY HIGH SCHOOL	Community school	School/College/University (in house)
BEDE ACADEMY (NORTH)	Academies	School/College/University (in house)
BEDE ACADEMY (NORTH)	Academies	School/College/University (in house)
BEDE ACADEMY (NORTH)	Academies	School/College/University (in house)
BEDLINGTONSHIRE COMMUNITY SCHOOL	Community school	School/College/University (in house)
BEDLINGTONSHIRE COMMUNITY SCHOOL	Community school	School/College/University (in house)
BEDLINGTONSHIRE COMMUNITY SCHOOL	Community school	School/College/University (in house)
BEDLINGTONSHIRE COMMUNITY SCHOOL	Community school	School/College/University (in house)
BELLINGHAM MIDDLE SCHOOL AND COLLEGE	Community school	School/College/University (in house)
BELLINGHAM MIDDLE SCHOOL AND COLLEGE	Community school	School/College/University (in house)
BELSAY FIRST SCHOOL	Community school	School/College/University (in house)
BERWICK ACADEMY	Academies	School/College/University (in house)
BERWICK ACADEMY	Academies	School/College/University (in house)
BERWICK ACADEMY	Academies	School/College/University (in house)
BERWICK MIDDLE SCHOOL	Community school	School/College/University (in house)

APPENDIX 9: FACILITY AUDIT

--- Main Report ---			
Site Name	Year Built	Refurbished	Year Refurbished
ADVANTAGE HEALTH CLUB (HEXHAM)	1982	Yes	2009
ADVANTAGE HEALTH CLUB (HEXHAM)	1982	Yes	2009
ALBERMARLE BARRACKS	1997	No	n/a
ALBERMARLE BARRACKS	1997	No	n/a
ALBERMARLE BARRACKS	1997	No	n/a
ALNWICK DUKES MIDDLE SCHOOL	1985	No	n/a
ALNWICK RFC	2004	Yes	2014
ALNWICK SQUASH CLUB LTD	1975	Yes	2005
ALNWICK SQUASH CLUB LTD	1975	Yes	1995
ALNWICK SQUASH CLUB LTD	1975	Yes	1995
ALNWICK SQUASH CLUB LTD	2002	No	n/a
AMBLE HEALTH AND LEISURE	2005	Yes	2012
AMBLE HEALTH AND LEISURE	2005	No	n/a
AMBLE HEALTH AND LEISURE	2005	No	n/a
ASHINGTON COMMUNITY HIGH SCHOOL	1965	Yes	2004
ASHINGTON COMMUNITY HIGH SCHOOL	2006	No	n/a
ASTLEY COMMUNITY HIGH SCHOOL	2000	No	n/a
ASTLEY COMMUNITY HIGH SCHOOL	1965	Yes	2013
ASTLEY COMMUNITY HIGH SCHOOL	1985	Yes	2012
BEDE ACADEMY (NORTH)	2009	No	n/a
BEDE ACADEMY (NORTH)	2009	No	n/a
BEDE ACADEMY (NORTH)	2011	No	n/a
BEDLINGTONSHIRE COMMUNITY SCHOOL	1974	Yes	2016
BEDLINGTONSHIRE COMMUNITY SCHOOL	1972	No	n/a
BEDLINGTONSHIRE COMMUNITY SCHOOL	1974	No	n/a
BEDLINGTONSHIRE COMMUNITY SCHOOL	1974	No	n/a
BELLINGHAM MIDDLE SCHOOL AND COLLEGE	1950	No	n/a
BELLINGHAM MIDDLE SCHOOL AND COLLEGE	1950	No	n/a
BELSAY FIRST SCHOOL	n/a	No	n/a
BERWICK ACADEMY	1970	No	n/a
BERWICK ACADEMY	2008	No	n/a
BERWICK ACADEMY	1970	No	n/a
BERWICK MIDDLE SCHOOL	1920	No	n/a

APPENDIX 9: FACILITY AUDIT

--- Main Report ---	
Site Name	Closed Date
ADVANTAGE HEALTH CLUB (HEXHAM)	n/a
ADVANTAGE HEALTH CLUB (HEXHAM)	n/a
ALBERMARLE BARRACKS	n/a
ALBERMARLE BARRACKS	n/a
ALBERMARLE BARRACKS	n/a
ALNWICK DUKES MIDDLE SCHOOL	n/a
ALNWICK RFC	n/a
ALNWICK SQUASH CLUB LTD	n/a
ALNWICK SQUASH CLUB LTD	n/a
ALNWICK SQUASH CLUB LTD	n/a
ALNWICK SQUASH CLUB LTD	n/a
AMBLE HEALTH AND LEISURE	n/a
AMBLE HEALTH AND LEISURE	n/a
AMBLE HEALTH AND LEISURE	n/a
ASHINGTON COMMUNITY HIGH SCHOOL	n/a
ASHINGTON COMMUNITY HIGH SCHOOL	n/a
ASTLEY COMMUNITY HIGH SCHOOL	n/a
ASTLEY COMMUNITY HIGH SCHOOL	n/a
ASTLEY COMMUNITY HIGH SCHOOL	n/a
BEDE ACADEMY (NORTH)	n/a
BEDE ACADEMY (NORTH)	n/a
BEDE ACADEMY (NORTH)	n/a
BEDLINGTONSHIRE COMMUNITY SCHOOL	n/a
BEDLINGTONSHIRE COMMUNITY SCHOOL	n/a
BEDLINGTONSHIRE COMMUNITY SCHOOL	n/a
BEDLINGTONSHIRE COMMUNITY SCHOOL	n/a
BELLINGHAM MIDDLE SCHOOL AND COLLEGE	n/a
BELLINGHAM MIDDLE SCHOOL AND COLLEGE	n/a
BELSAY FIRST SCHOOL	n/a
BERWICK ACADEMY	n/a
BERWICK ACADEMY	n/a
BERWICK ACADEMY	n/a
BERWICK MIDDLE SCHOOL	n/a

APPENDIX 9: FACILITY AUDIT

Site Name	Site Id	Building Name or Number
BLANCHLAND VILLAGE HALL	1039076	
BLUEPRINT HEALTH AND FITNESS	1010694	Hubbway House
BLUEPRINT HEALTH AND FITNESS	1010694	Hubbway House
BLYTH MORPETH ROAD PRIMARY SCHOOL	1044267	
BLYTH SPORTS CENTRE	1005798	
BLYTH SPORTS CENTRE	1005798	
BLYTH SPORTS CENTRE	1005798	
BLYTH SPORTS CENTRE	1005798	
BLYTH SPORTS CENTRE	1005798	
BLYTH SPORTS CENTRE	1005798	
BLYTH SPORTS CENTRE	1005798	
BLYTH SPORTS CENTRE	1005798	
BODY-TEC HEALTH STUDIO	1010691	Unit 39
BOTHAL PRIMARY SCHOOL	6017928	
BOTHAL PRIMARY SCHOOL	6017928	
CHANGES HEALTH & FITNESS CLUB	1003641	
CHANGES HEALTH & FITNESS CLUB	1003641	
CHANGES HEALTH & FITNESS CLUB	1003641	
CHANGES HEALTH & FITNESS CLUB	1003641	
CHANTRY MIDDLE SCHOOL	1005801	
CHANTRY MIDDLE SCHOOL	1005801	
COLLINGWOOD SCHOOL AND MEDIA ARTS COLLEGE	1039075	
CONCORDIA LEISURE CENTRE	1005803	
CONCORDIA LEISURE CENTRE	1005803	
CONCORDIA LEISURE CENTRE	1005803	
CONCORDIA LEISURE CENTRE	1005803	
CONCORDIA LEISURE CENTRE	1005803	
CONCORDIA LEISURE CENTRE	1005803	
CONCORDIA LEISURE CENTRE	1005803	
CORBRIDGE MIDDLE SCHOOL	6020405	
CREIGHTON MEMORIAL HALL	1039088	
CROFTWAY PRIMARY ACADEMY	6013095	
CURVES FOR WOMEN (ASHINGTON)	30002609	UNIT 12

APPENDIX 9: FACILITY AUDIT

Site Name	Thoroughfare
BLANCHLAND VILLAGE HALL	Derwent View
BLUEPRINT HEALTH AND FITNESS	Bassington Industrial Estate
BLUEPRINT HEALTH AND FITNESS	Bassington Industrial Estate
BLYTH MORPETH ROAD PRIMARY SCHOOL	BATES AVENUE
BLYTH SPORTS CENTRE	Bolam Avenue
BLYTH SPORTS CENTRE	Bolam Avenue
BLYTH SPORTS CENTRE	Bolam Avenue
BLYTH SPORTS CENTRE	Bolam Avenue
BLYTH SPORTS CENTRE	Bolam Avenue
BLYTH SPORTS CENTRE	Bolam Avenue
BLYTH SPORTS CENTRE	Bolam Avenue
BLYTH SPORTS CENTRE	Bolam Avenue
BODY-TEC HEALTH STUDIO	Union Street
BOTHAL PRIMARY SCHOOL	High Market
BOTHAL PRIMARY SCHOOL	High Market
CHANGES HEALTH & FITNESS CLUB	High Pit Road
CHANGES HEALTH & FITNESS CLUB	High Pit Road
CHANGES HEALTH & FITNESS CLUB	High Pit Road
CHANGES HEALTH & FITNESS CLUB	High Pit Road
CHANTRY MIDDLE SCHOOL	Mitford Road
CHANTRY MIDDLE SCHOOL	Mitford Road
COLLINGWOOD SCHOOL AND MEDIA ARTS COLLEGE	
CONCORDIA LEISURE CENTRE	Forum Way
CONCORDIA LEISURE CENTRE	Forum Way
CONCORDIA LEISURE CENTRE	Forum Way
CONCORDIA LEISURE CENTRE	Forum Way
CONCORDIA LEISURE CENTRE	Forum Way
CONCORDIA LEISURE CENTRE	Forum Way
CONCORDIA LEISURE CENTRE	Forum Way
CONCORDIA LEISURE CENTRE	Forum Way
CORBRIDGE MIDDLE SCHOOL	Cow Lane
CREIGHTON MEMORIAL HALL	W T Stead Road
CROFTWAY PRIMARY ACADEMY	William Street
CURVES FOR WOMEN (ASHINGTON)	MERCHANT COURT

APPENDIX 9: FACILITY AUDIT

Site Name	Post Town	Post Code
BLANCHLAND VILLAGE HALL	Consett	DH8 9UA
BLUEPRINT HEALTH AND FITNESS	Cramlington	NE23 8AD
BLUEPRINT HEALTH AND FITNESS	Cramlington	NE23 8AD
BLYTH MORPETH ROAD PRIMARY SCHOOL	BLYTH	NE24 5TQ
BLYTH SPORTS CENTRE	Blyth	NE24 5BT
BLYTH SPORTS CENTRE	Blyth	NE24 5BT
BLYTH SPORTS CENTRE	Blyth	NE24 5BT
BLYTH SPORTS CENTRE	Blyth	NE24 5BT
BLYTH SPORTS CENTRE	Blyth	NE24 5BT
BLYTH SPORTS CENTRE	Blyth	NE24 5BT
BLYTH SPORTS CENTRE	Blyth	NE24 5BT
BLYTH SPORTS CENTRE	Blyth	NE24 5BT
BODY-TEC HEALTH STUDIO	Blyth	NE24 2ED
BOTHAL PRIMARY SCHOOL	Ashington	NE63 8NT
BOTHAL PRIMARY SCHOOL	Ashington	NE63 8NT
CHANGES HEALTH & FITNESS CLUB	Cramlington	NE23 6RB
CHANGES HEALTH & FITNESS CLUB	Cramlington	NE23 6RB
CHANGES HEALTH & FITNESS CLUB	Cramlington	NE23 6RB
CHANGES HEALTH & FITNESS CLUB	Cramlington	NE23 6RB
CHANTRY MIDDLE SCHOOL	Morpeth	NE61 1RQ
CHANTRY MIDDLE SCHOOL	Morpeth	NE61 1RQ
COLLINGWOOD SCHOOL AND MEDIA ARTS COLLEGE	Morpeth	NE61 2HA
CONCORDIA LEISURE CENTRE	Cramlington	NE23 6YB
CONCORDIA LEISURE CENTRE	Cramlington	NE23 6YB
CONCORDIA LEISURE CENTRE	Cramlington	NE23 6YB
CONCORDIA LEISURE CENTRE	Cramlington	NE23 6YB
CONCORDIA LEISURE CENTRE	Cramlington	NE23 6YB
CONCORDIA LEISURE CENTRE	Cramlington	NE23 6YB
CONCORDIA LEISURE CENTRE	Cramlington	NE23 6YB
CONCORDIA LEISURE CENTRE	Cramlington	NE23 6YB
CORBRIDGE MIDDLE SCHOOL	Corbridge	NE45 5HX
CREIGHTON MEMORIAL HALL	Alnwick	NE66 3UP
CROFTWAY PRIMARY ACADEMY	Blyth	NE24 2HP
CURVES FOR WOMEN (ASHINGTON)	ASHINGTON	NE63 0YH

APPENDIX 9: FACILITY AUDIT

Site Name	Facility Type	Facility Sub Type
BLANCHLAND VILLAGE HALL	Sports Hall	Activity Hall
BLUEPRINT HEALTH AND FITNESS	Health and Fitness Suite	Health and Fitness Suite
BLUEPRINT HEALTH AND FITNESS	Studio	Studio
BLYTH MORPETH ROAD PRIMARY SCHOOL	Sports Hall	Activity Hall
BLYTH SPORTS CENTRE	Sports Hall	Main
BLYTH SPORTS CENTRE	Swimming Pool	Main/General
BLYTH SPORTS CENTRE	Swimming Pool	Learner/Teaching/Training
BLYTH SPORTS CENTRE	Health and Fitness Suite	Health and Fitness Suite
BLYTH SPORTS CENTRE	Studio	Studio
BLYTH SPORTS CENTRE	Squash Courts	Normal
BLYTH SPORTS CENTRE	Sports Hall	Activity Hall
BLYTH SPORTS CENTRE	Studio	Studio
BODY-TEC HEALTH STUDIO	Health and Fitness Suite	Health and Fitness Suite
BOTHAL PRIMARY SCHOOL	Sports Hall	Main
BOTHAL PRIMARY SCHOOL	Sports Hall	Main
CHANGES HEALTH & FITNESS CLUB	Health and Fitness Suite	Health and Fitness Suite
CHANGES HEALTH & FITNESS CLUB	Studio	Studio
CHANGES HEALTH & FITNESS CLUB	Health and Fitness Suite	Health and Fitness Suite
CHANGES HEALTH & FITNESS CLUB	Studio	Studio
CHANTRY MIDDLE SCHOOL	Sports Hall	Activity Hall
CHANTRY MIDDLE SCHOOL	Sports Hall	Activity Hall
COLLINGWOOD SCHOOL AND MEDIA ARTS COLLEGE	Swimming Pool	Learner/Teaching/Training
CONCORDIA LEISURE CENTRE	Sports Hall	Main
CONCORDIA LEISURE CENTRE	Swimming Pool	Leisure Pool
CONCORDIA LEISURE CENTRE	Health and Fitness Suite	Health and Fitness Suite
CONCORDIA LEISURE CENTRE	Sports Hall	Activity Hall
CONCORDIA LEISURE CENTRE	Studio	Studio
CONCORDIA LEISURE CENTRE	Squash Courts	Glass-backed
CONCORDIA LEISURE CENTRE	Studio	Studio
CONCORDIA LEISURE CENTRE	Studio	Studio
CORBRIDGE MIDDLE SCHOOL	Sports Hall	Activity Hall
CREIGHTON MEMORIAL HALL	Sports Hall	Activity Hall
CROFTWAY PRIMARY ACADEMY	Sports Hall	Activity Hall
CURVES FOR WOMEN (ASHINGTON)	Health and Fitness Suite	Health and Fitness Suite

APPENDIX 9: FACILITY AUDIT

Site Name	Facility Id	Unit	Number	Changing Rooms
BLANCHLAND VILLAGE HALL	2084174	Badminton courts	1	Yes
BLUEPRINT HEALTH AND FITNESS	2021358	Stations	35	Yes
BLUEPRINT HEALTH AND FITNESS	4008562	Studios	0	Yes
BLYTH MORPETH ROAD PRIMARY SCHOOL	4112044	Badminton courts	1	Yes
BLYTH SPORTS CENTRE	2005571	Badminton courts	8	Yes
BLYTH SPORTS CENTRE	2013273	Lanes	6	Yes
BLYTH SPORTS CENTRE	2013274	Lanes	0	Yes
BLYTH SPORTS CENTRE	2018718	Stations	66	Yes
BLYTH SPORTS CENTRE	4005572	Studios	1	Yes
BLYTH SPORTS CENTRE	4037456	Courts	2	Yes
BLYTH SPORTS CENTRE	4116683	Badminton courts	1	Yes
BLYTH SPORTS CENTRE	4127018	Studios	2	Yes
BODY-TEC HEALTH STUDIO	2021355	Stations	30	Yes
BOTHAL PRIMARY SCHOOL	2085547	Badminton courts	3	Yes
BOTHAL PRIMARY SCHOOL	2085549	Badminton courts	3	Yes
CHANGES HEALTH & FITNESS CLUB	2017393	Stations	54	Yes
CHANGES HEALTH & FITNESS CLUB	4002899	Studios	1	Yes
CHANGES HEALTH & FITNESS CLUB	30001381	Stations	26	Yes
CHANGES HEALTH & FITNESS CLUB	30001382	Studios	1	Yes
CHANTRY MIDDLE SCHOOL	2005575	Badminton courts	2	Yes
CHANTRY MIDDLE SCHOOL	2079357	Badminton courts	1	Yes
COLLINGWOOD SCHOOL AND MEDIA ARTS COLLEGE	2084173	Lanes	0	Yes
CONCORDIA LEISURE CENTRE	2005576	Badminton courts	3	Yes
CONCORDIA LEISURE CENTRE	2013278	Lanes	3	Yes
CONCORDIA LEISURE CENTRE	2018720	Stations	88	Yes
CONCORDIA LEISURE CENTRE	2071133	Badminton courts	1	Yes
CONCORDIA LEISURE CENTRE	4005579	Studios	0	Yes
CONCORDIA LEISURE CENTRE	4037458	Courts	3	Yes
CONCORDIA LEISURE CENTRE	30007675	Studios	0	Yes
CONCORDIA LEISURE CENTRE	30007676	Studios	0	Yes
CORBRIDGE MIDDLE SCHOOL	2084315	Badminton courts	1	Yes
CREIGHTON MEMORIAL HALL	2084322	Badminton courts	1	Yes
CROFTWAY PRIMARY ACADEMY	2085474	Badminton courts	2	Yes
CURVES FOR WOMEN (ASHINGTON)	30000825	Stations	1	Yes

APPENDIX 9: FACILITY AUDIT

Site Name	Disability
BLANCHLAND VILLAGE HALL	Yes
BLUEPRINT HEALTH AND FITNESS	Yes
BLUEPRINT HEALTH AND FITNESS	Yes
BLYTH MORPETH ROAD PRIMARY SCHOOL	Yes
BLYTH SPORTS CENTRE	Yes
BLYTH SPORTS CENTRE	Yes
BLYTH SPORTS CENTRE	Yes
BLYTH SPORTS CENTRE	Yes
BLYTH SPORTS CENTRE	Yes
BLYTH SPORTS CENTRE	Yes
BLYTH SPORTS CENTRE	Yes
BLYTH SPORTS CENTRE	Yes
BODY-TEC HEALTH STUDIO	Yes
BOTHAL PRIMARY SCHOOL	Yes
BOTHAL PRIMARY SCHOOL	Yes
CHANGES HEALTH & FITNESS CLUB	No
CHANGES HEALTH & FITNESS CLUB	No
CHANGES HEALTH & FITNESS CLUB	No
CHANGES HEALTH & FITNESS CLUB	No
CHANTRY MIDDLE SCHOOL	Yes
CHANTRY MIDDLE SCHOOL	Yes
COLLINGWOOD SCHOOL AND MEDIA ARTS COLLEGE	Yes
CONCORDIA LEISURE CENTRE	Yes
CONCORDIA LEISURE CENTRE	Yes
CONCORDIA LEISURE CENTRE	Yes
CONCORDIA LEISURE CENTRE	Yes
CONCORDIA LEISURE CENTRE	Yes
CONCORDIA LEISURE CENTRE	Yes
CONCORDIA LEISURE CENTRE	Yes
CONCORDIA LEISURE CENTRE	Yes
CORBRIDGE MIDDLE SCHOOL	Yes
CREIGHTON MEMORIAL HALL	Yes
CROFTWAY PRIMARY ACADEMY	Yes
CURVES FOR WOMEN (ASHINGTON)	Not Known

APPENDIX 9: FACILITY AUDIT

Site Name	Disability Details
BLANCHLAND VILLAGE HALL	Parking, Finding and reaching the entrance, Doorways, Activity areas, Toilets, S
BLUEPRINT HEALTH AND FITNESS	Parking, Finding and reaching the entrance, Reception area, Doorways, Changi
BLUEPRINT HEALTH AND FITNESS	Parking, Finding and reaching the entrance, Reception area, Doorways, Changi
BLYTH MORPETH ROAD PRIMARY SCHOOL	Parking, Finding and reaching the entrance, Reception area, Doorways, Changi
BLYTH SPORTS CENTRE	Parking, Finding and reaching the entrance, Reception area, Doorways, Changi
BLYTH SPORTS CENTRE	Parking, Finding and reaching the entrance, Reception area, Doorways, Changi
BLYTH SPORTS CENTRE	Parking, Finding and reaching the entrance, Reception area, Doorways, Changi
BLYTH SPORTS CENTRE	Parking, Finding and reaching the entrance, Reception area, Doorways, Changi
BLYTH SPORTS CENTRE	Parking, Finding and reaching the entrance, Reception area, Doorways, Changi
BLYTH SPORTS CENTRE	Parking, Finding and reaching the entrance, Reception area, Doorways, Changi
BLYTH SPORTS CENTRE	Parking, Finding and reaching the entrance, Reception area, Doorways, Changi
BLYTH SPORTS CENTRE	Parking, Finding and reaching the entrance, Reception area, Doorways, Changi
BODY-TEC HEALTH STUDIO	Emergency exits
BOTHAL PRIMARY SCHOOL	Parking, Finding and reaching the entrance, Reception area, Doorways, Changi
BOTHAL PRIMARY SCHOOL	Parking, Finding and reaching the entrance, Reception area, Doorways, Changi
CHANGES HEALTH & FITNESS CLUB	
CHANGES HEALTH & FITNESS CLUB	
CHANGES HEALTH & FITNESS CLUB	
CHANGES HEALTH & FITNESS CLUB	
CHANTRY MIDDLE SCHOOL	Parking, Finding and reaching the entrance, Reception area, Doorways, Changi
CHANTRY MIDDLE SCHOOL	Parking, Finding and reaching the entrance, Reception area, Doorways, Changi
COLLINGWOOD SCHOOL AND MEDIA ARTS COLLEGE	Parking, Finding and reaching the entrance, Reception area, Doorways, Activity
CONCORDIA LEISURE CENTRE	Parking, Finding and reaching the entrance, Reception area, Doorways, Changi
CONCORDIA LEISURE CENTRE	Parking, Finding and reaching the entrance, Reception area, Doorways, Changi
CONCORDIA LEISURE CENTRE	Parking, Finding and reaching the entrance, Reception area, Doorways, Changi
CONCORDIA LEISURE CENTRE	Parking, Finding and reaching the entrance, Reception area, Doorways, Changi
CONCORDIA LEISURE CENTRE	Parking, Finding and reaching the entrance, Reception area, Doorways, Changi
CONCORDIA LEISURE CENTRE	Parking, Finding and reaching the entrance, Reception area, Doorways, Changi
CONCORDIA LEISURE CENTRE	Parking, Finding and reaching the entrance, Reception area, Doorways, Changi
CONCORDIA LEISURE CENTRE	Parking, Finding and reaching the entrance, Reception area, Doorways, Changi
CORBRIDGE MIDDLE SCHOOL	Finding and reaching the entrance, Reception area, Doorways, Activity areas, T
CREIGHTON MEMORIAL HALL	Parking, Finding and reaching the entrance, Reception area, Doorways, Changi
CROFTWAY PRIMARY ACADEMY	Parking, Finding and reaching the entrance, Reception area, Doorways, Changi
CURVES FOR WOMEN (ASHINGTON)	

APPENDIX 9: FACILITY AUDIT

Site Name	Disability Notes
BLANCHLAND VILLAGE HALL	
BLUEPRINT HEALTH AND FITNESS	
BLUEPRINT HEALTH AND FITNESS	
BLYTH MORPETH ROAD PRIMARY SCHOOL	
BLYTH SPORTS CENTRE	Disabled Showers, Alarm, Activity Areas: Lift available, Social Areas: Access via lift
BLYTH SPORTS CENTRE	Activity Areas: Lift available, Social Areas: Access via lift
BLYTH SPORTS CENTRE	Activity Areas: Lift available, Social Areas: Access via lift
BLYTH SPORTS CENTRE	Activity Areas: Lift available, Social Areas: Access via lift
BLYTH SPORTS CENTRE	Activity Areas: Lift available, Social Areas: Access via lift
BLYTH SPORTS CENTRE	Activity Areas: Lift available, Social Areas: Access via lift
BLYTH SPORTS CENTRE	Activity Areas: Lift available, Social Areas: Access via lift
BLYTH SPORTS CENTRE	Activity Areas: Lift available, Social Areas: Access via lift
BODY-TEC HEALTH STUDIO	
BOTHAL PRIMARY SCHOOL	Parking: 1 Bay
BOTHAL PRIMARY SCHOOL	Parking: 1 Bay
CHANGES HEALTH & FITNESS CLUB	Over two floors, no lift access
CHANGES HEALTH & FITNESS CLUB	Over two floors, no lift access
CHANGES HEALTH & FITNESS CLUB	Over two floors, no lift access
CHANGES HEALTH & FITNESS CLUB	Over two floors, no lift access
CHANTRY MIDDLE SCHOOL	
CHANTRY MIDDLE SCHOOL	
COLLINGWOOD SCHOOL AND MEDIA ARTS COLLEGE	
CONCORDIA LEISURE CENTRE	
CONCORDIA LEISURE CENTRE	
CONCORDIA LEISURE CENTRE	
CONCORDIA LEISURE CENTRE	
CONCORDIA LEISURE CENTRE	
CONCORDIA LEISURE CENTRE	
CONCORDIA LEISURE CENTRE	Disabled lift and showers
CONCORDIA LEISURE CENTRE	Disabled lift and showers
CORBRIDGE MIDDLE SCHOOL	
CREIGHTON MEMORIAL HALL	
CROFTWAY PRIMARY ACADEMY	
CURVES FOR WOMEN (ASHINGTON)	

APPENDIX 9: FACILITY AUDIT

Site Name	Facility Status	Access Type
BLANCHLAND VILLAGE HALL	Operational	Pay and Play
BLUEPRINT HEALTH AND FITNESS	Operational	Registered Membership use
BLUEPRINT HEALTH AND FITNESS	Operational	Registered Membership use
BLYTH MORPETH ROAD PRIMARY SCHOOL	Operational	Private Use
BLYTH SPORTS CENTRE	Operational	Pay and Play
BLYTH SPORTS CENTRE	Operational	Pay and Play
BLYTH SPORTS CENTRE	Operational	Pay and Play
BLYTH SPORTS CENTRE	Operational	Pay and Play
BLYTH SPORTS CENTRE	Operational	Pay and Play
BLYTH SPORTS CENTRE	Operational	Pay and Play
BLYTH SPORTS CENTRE	Operational	Pay and Play
BLYTH SPORTS CENTRE	Operational	Pay and Play
BODY-TEC HEALTH STUDIO	Operational	Pay and Play
BOTHAL PRIMARY SCHOOL	Operational	Private Use
BOTHAL PRIMARY SCHOOL	Operational	Private Use
CHANGES HEALTH & FITNESS CLUB	Operational	Pay and Play
CHANGES HEALTH & FITNESS CLUB	Operational	Pay and Play
CHANGES HEALTH & FITNESS CLUB	Operational	Pay and Play
CHANGES HEALTH & FITNESS CLUB	Operational	Pay and Play
CHANTRY MIDDLE SCHOOL	Operational	Sports Club / Community Association
CHANTRY MIDDLE SCHOOL	Operational	Sports Club / Community Association
COLLINGWOOD SCHOOL AND MEDIA ARTS COLLEGE	Operational	Sports Club / Community Association
CONCORDIA LEISURE CENTRE	Operational	Sports Club / Community Association
CONCORDIA LEISURE CENTRE	Operational	Pay and Play
CONCORDIA LEISURE CENTRE	Operational	Sports Club / Community Association
CONCORDIA LEISURE CENTRE	Operational	Sports Club / Community Association
CONCORDIA LEISURE CENTRE	Operational	Sports Club / Community Association
CONCORDIA LEISURE CENTRE	Operational	Sports Club / Community Association
CONCORDIA LEISURE CENTRE	Operational	Sports Club / Community Association
CORBRIDGE MIDDLE SCHOOL	Operational	Private Use
CREIGHTON MEMORIAL HALL	Operational	Sports Club / Community Association
CROFTWAY PRIMARY ACADEMY	Operational	Sports Club / Community Association
CURVES FOR WOMEN (ASHINGTON)	Operational	Pay and Play

APPENDIX 9: FACILITY AUDIT

Site Name	Ownership Type	Management Type
BLANCHLAND VILLAGE HALL	Other	Community Organisation
BLUEPRINT HEALTH AND FITNESS	Commercial	Commercial Management
BLUEPRINT HEALTH AND FITNESS	Commercial	Commercial Management
BLYTH MORPETH ROAD PRIMARY SCHOOL	Foundation School	School/College/University (in house)
BLYTH SPORTS CENTRE	Local Authority	Trust
BLYTH SPORTS CENTRE	Local Authority	Trust
BLYTH SPORTS CENTRE	Local Authority	Trust
BLYTH SPORTS CENTRE	Local Authority	Trust
BLYTH SPORTS CENTRE	Local Authority	Trust
BLYTH SPORTS CENTRE	Local Authority	Trust
BLYTH SPORTS CENTRE	Local Authority	Trust
BLYTH SPORTS CENTRE	Local Authority	Trust
BODY-TEC HEALTH STUDIO	Commercial	Commercial Management
BOTHAL PRIMARY SCHOOL	Foundation School	School/College/University (in house)
BOTHAL PRIMARY SCHOOL	Foundation School	School/College/University (in house)
CHANGES HEALTH & FITNESS CLUB	Commercial	Commercial Management
CHANGES HEALTH & FITNESS CLUB	Commercial	Commercial Management
CHANGES HEALTH & FITNESS CLUB	Commercial	Commercial Management
CHANGES HEALTH & FITNESS CLUB	Commercial	Commercial Management
CHANTRY MIDDLE SCHOOL	Academies	School/College/University (in house)
CHANTRY MIDDLE SCHOOL	Academies	School/College/University (in house)
COLLINGWOOD SCHOOL AND MEDIA ARTS COLLEGE	Community Special School	School/College/University (in house)
CONCORDIA LEISURE CENTRE	Local Authority	Trust
CONCORDIA LEISURE CENTRE	Local Authority	Trust
CONCORDIA LEISURE CENTRE	Local Authority	Trust
CONCORDIA LEISURE CENTRE	Local Authority	Trust
CONCORDIA LEISURE CENTRE	Local Authority	Trust
CONCORDIA LEISURE CENTRE	Local Authority	Trust
CONCORDIA LEISURE CENTRE	Local Authority	Trust
CONCORDIA LEISURE CENTRE	Local Authority	Trust
CORBRIDGE MIDDLE SCHOOL	Community school	School/College/University (in house)
CREIGHTON MEMORIAL HALL	Community Organisation	Community Organisation
CROFTWAY PRIMARY ACADEMY	Academies	School/College/University (in house)
CURVES FOR WOMEN (ASHINGTON)	Commercial	Commercial Management

APPENDIX 9: FACILITY AUDIT

Site Name	Year Built	Refurbished	Year Refurbished
BLANCHLAND VILLAGE HALL	1998	No	n/a
BLUEPRINT HEALTH AND FITNESS	2001	No	n/a
BLUEPRINT HEALTH AND FITNESS	2001	Yes	2009
BLYTH MORPETH ROAD PRIMARY SCHOOL	2011	No	n/a
BLYTH SPORTS CENTRE	1979	Yes	2006
BLYTH SPORTS CENTRE	1967	Yes	2007
BLYTH SPORTS CENTRE	1967	No	n/a
BLYTH SPORTS CENTRE	1981	No	n/a
BLYTH SPORTS CENTRE	1979	No	n/a
BLYTH SPORTS CENTRE	1979	Yes	2006
BLYTH SPORTS CENTRE	1981	No	n/a
BLYTH SPORTS CENTRE	1981	No	n/a
BODY-TEC HEALTH STUDIO	1988	Yes	2012
BOTHAL PRIMARY SCHOOL	1963	Yes	2009
BOTHAL PRIMARY SCHOOL	1963	Yes	2009
CHANGES HEALTH & FITNESS CLUB	1992	Yes	2013
CHANGES HEALTH & FITNESS CLUB	1992	Yes	2002
CHANGES HEALTH & FITNESS CLUB	1992	Yes	2013
CHANGES HEALTH & FITNESS CLUB	2015	No	n/a
CHANTRY MIDDLE SCHOOL	1960	No	n/a
CHANTRY MIDDLE SCHOOL	1960	No	n/a
COLLINGWOOD SCHOOL AND MEDIA ARTS COLLEGE	1958	Yes	2005
CONCORDIA LEISURE CENTRE	1977	Yes	2002
CONCORDIA LEISURE CENTRE	1977	No	n/a
CONCORDIA LEISURE CENTRE	1977	Yes	2016
CONCORDIA LEISURE CENTRE	1977	Yes	2016
CONCORDIA LEISURE CENTRE	1977	Yes	1998
CONCORDIA LEISURE CENTRE	1995	Yes	2005
CONCORDIA LEISURE CENTRE	2016	No	n/a
CONCORDIA LEISURE CENTRE	2016	No	n/a
CORBRIDGE MIDDLE SCHOOL	1960	No	n/a
CREIGHTON MEMORIAL HALL	1900	No	n/a
CROFTWAY PRIMARY ACADEMY	2003	No	n/a
CURVES FOR WOMEN (ASHINGTON)	2016	Not Known	n/a

APPENDIX 9: FACILITY AUDIT

Site Name	Closed Date
BLANCHLAND VILLAGE HALL	n/a
BLUEPRINT HEALTH AND FITNESS	n/a
BLUEPRINT HEALTH AND FITNESS	n/a
BLYTH MORPETH ROAD PRIMARY SCHOOL	n/a
BLYTH SPORTS CENTRE	n/a
BLYTH SPORTS CENTRE	n/a
BLYTH SPORTS CENTRE	n/a
BLYTH SPORTS CENTRE	n/a
BLYTH SPORTS CENTRE	n/a
BLYTH SPORTS CENTRE	n/a
BLYTH SPORTS CENTRE	n/a
BLYTH SPORTS CENTRE	n/a
BODY-TEC HEALTH STUDIO	n/a
BOTHAL PRIMARY SCHOOL	n/a
BOTHAL PRIMARY SCHOOL	n/a
CHANGES HEALTH & FITNESS CLUB	n/a
CHANGES HEALTH & FITNESS CLUB	n/a
CHANGES HEALTH & FITNESS CLUB	n/a
CHANGES HEALTH & FITNESS CLUB	n/a
CHANTRY MIDDLE SCHOOL	n/a
CHANTRY MIDDLE SCHOOL	n/a
COLLINGWOOD SCHOOL AND MEDIA ARTS COLLEGE	n/a
CONCORDIA LEISURE CENTRE	n/a
CONCORDIA LEISURE CENTRE	n/a
CONCORDIA LEISURE CENTRE	n/a
CONCORDIA LEISURE CENTRE	n/a
CONCORDIA LEISURE CENTRE	n/a
CONCORDIA LEISURE CENTRE	n/a
CONCORDIA LEISURE CENTRE	n/a
CONCORDIA LEISURE CENTRE	n/a
CORBRIDGE MIDDLE SCHOOL	n/a
CREIGHTON MEMORIAL HALL	n/a
CROFTWAY PRIMARY ACADEMY	n/a
CURVES FOR WOMEN (ASHINGTON)	n/a

APPENDIX 9: FACILITY AUDIT

Site Name	Site Id	Building Name or Number
CURVES FOR WOMEN (CRAMLINGTON)	30002621	ADMIRAL BUSINESS PARK
DERWENT MANOR HOTEL	1001286	Hole Row
DERWENT MANOR HOTEL	1001286	Hole Row
DOXFORD HALL HOTEL AND SPA	1044352	
DOXFORD HALL HOTEL AND SPA	1044352	
DR THOMLINSON CHURCH OF ENGLAND MIDDLE SCHOOL	1039074	
ELLINGTON PRIMARY SCHOOL	6013425	
FELTON VILLAGE HALL	1039129	
FIT 2 BE (LADIES ONLY)	1018835	55
FIT 2 BE (LADIES ONLY)	1018835	55
GLENDALE MIDDLE SCHOOL	6006334	15
GLENDALE MIDDLE SCHOOL	6006334	15
HALTWHISTLE COMMUNITY CAMPUS (UPPER SCHOOL)	6006378	
HALTWHISTLE SWIMMING & LEISURE CENTRE	1005806	
HALTWHISTLE SWIMMING & LEISURE CENTRE	1005806	
HALTWHISTLE SWIMMING & LEISURE CENTRE	1005806	
HALTWHISTLE SWIMMING & LEISURE CENTRE	1005806	
HALTWHISTLE SWIMMING & LEISURE CENTRE	1005806	
HALTWHISTLE SWIMMING & LEISURE CENTRE	1005806	
HAYDON BRIDGE HIGH SCHOOL	1005807	
HAYDON BRIDGE HIGH SCHOOL	1005807	
HAYDON BRIDGE HIGH SCHOOL	1005807	
HEALTHLANDS (LADIES ONLY) CLUB (MORPETH)	1045020	First Floor
HEALTHLANDS (LADIES ONLY) CLUB (MORPETH)	1045020	First Floor
HEXHAM GOLF CLUB LTD	1101974	Spital Park
HEXHAM MIDDLE SCHOOL	6006336	
HIGH FOREST COMMUNITY CENTRE	1044032	
HIGHFIELD MIDDLE SCHOOL	6006345	
HIRST WELFARE CENTRE	6021063	
HIRST WELFARE CENTRE	6021063	
HOLIDAY INN HEALTH CLUB (GOSFORTH PARK)	1000435	
HOLIDAY INN HEALTH CLUB (GOSFORTH PARK)	1000435	
HUMSHAUGH CHURCH OF ENGLAND AIDED FIRST SCHOOL	6013575	
HUMSHAUGH VILLAGE HALL	1043952	

APPENDIX 9: FACILITY AUDIT

Site Name	Thoroughfare
CURVES FOR WOMEN (CRAMLINGTON)	NELSON PARK WEST
DERWENT MANOR HOTEL	
DERWENT MANOR HOTEL	
DOXFORD HALL HOTEL AND SPA	
DOXFORD HALL HOTEL AND SPA	
DR THOMLINSON CHURCH OF ENGLAND MIDDLE SCHOOL	Silverton Lane
ELLINGTON PRIMARY SCHOOL	Warkworth Drive
FELTON VILLAGE HALL	Main Street
FIT 2 BE (LADIES ONLY)	Croft Road
FIT 2 BE (LADIES ONLY)	Croft Road
GLENDALE MIDDLE SCHOOL	Brewery Road
GLENDALE MIDDLE SCHOOL	Brewery Road
HALTWHISTLE COMMUNITY CAMPUS (UPPER SCHOOL)	Park Avenue
HALTWHISTLE SWIMMING & LEISURE CENTRE	Greencroft
HALTWHISTLE SWIMMING & LEISURE CENTRE	Greencroft
HALTWHISTLE SWIMMING & LEISURE CENTRE	Greencroft
HALTWHISTLE SWIMMING & LEISURE CENTRE	Greencroft
HALTWHISTLE SWIMMING & LEISURE CENTRE	Greencroft
HALTWHISTLE SWIMMING & LEISURE CENTRE	Greencroft
HAYDON BRIDGE HIGH SCHOOL	
HAYDON BRIDGE HIGH SCHOOL	
HAYDON BRIDGE HIGH SCHOOL	
HEALTHLANDS (LADIES ONLY) CLUB (MORPETH)	Sanderson Arcade
HEALTHLANDS (LADIES ONLY) CLUB (MORPETH)	Sanderson Arcade
HEXHAM GOLF CLUB LTD	
HEXHAM MIDDLE SCHOOL	Wanless Lane
HIGH FOREST COMMUNITY CENTRE	
HIGHFIELD MIDDLE SCHOOL	Highfield Lane
HIRST WELFARE CENTRE	Alexandra Road
HIRST WELFARE CENTRE	Alexandra Road
HOLIDAY INN HEALTH CLUB (GOSFORTH PARK)	Fisher Lane
HOLIDAY INN HEALTH CLUB (GOSFORTH PARK)	Fisher Lane
HUMSHAUGH CHURCH OF ENGLAND AIDED FIRST SCHOOL	
HUMSHAUGH VILLAGE HALL	

APPENDIX 9: FACILITY AUDIT

Site Name	Post Town	Post Code
CURVES FOR WOMEN (CRAMLINGTON)	CRAMLINGTON	NE23 1WG
DERWENT MANOR HOTEL	Consett	DH8 9BB
DERWENT MANOR HOTEL	Consett	DH8 9BB
DOXFORD HALL HOTEL AND SPA	Chathill	NE67 5DN
DOXFORD HALL HOTEL AND SPA	Chathill	NE67 5DN
DR THOMLINSON CHURCH OF ENGLAND MIDDLE SCHOOL	Morpeth	NE65 7RJ
ELLINGTON PRIMARY SCHOOL	Morpeth	NE61 5HL
FELTON VILLAGE HALL	Morpeth	NE65 9PT
FIT 2 BE (LADIES ONLY)	Blyth	NE24 2EL
FIT 2 BE (LADIES ONLY)	Blyth	NE24 2EL
GLENDALE MIDDLE SCHOOL	Wooler	NE71 6QF
GLENDALE MIDDLE SCHOOL	Wooler	NE71 6QF
HALTWHISTLE COMMUNITY CAMPUS (UPPER SCHOOL)	Haltwhistle	NE49 9BA
HALTWHISTLE SWIMMING & LEISURE CENTRE	Haltwhistle	NE49 9DP
HALTWHISTLE SWIMMING & LEISURE CENTRE	Haltwhistle	NE49 9DP
HALTWHISTLE SWIMMING & LEISURE CENTRE	Haltwhistle	NE49 9DP
HALTWHISTLE SWIMMING & LEISURE CENTRE	Haltwhistle	NE49 9DP
HALTWHISTLE SWIMMING & LEISURE CENTRE	Haltwhistle	NE49 9DP
HALTWHISTLE SWIMMING & LEISURE CENTRE	Haltwhistle	NE49 9DP
HAYDON BRIDGE HIGH SCHOOL	Hexham	NE47 6LR
HAYDON BRIDGE HIGH SCHOOL	Hexham	NE47 6LR
HAYDON BRIDGE HIGH SCHOOL	Hexham	NE47 6LR
HEALTHLANDS (LADIES ONLY) CLUB (MORPETH)	Morpeth	NE61 1NS
HEALTHLANDS (LADIES ONLY) CLUB (MORPETH)	Morpeth	NE61 1NS
HEXHAM GOLF CLUB LTD	Hexham	NE46 3RZ
HEXHAM MIDDLE SCHOOL	Hexham	NE46 1BU
HIGH FOREST COMMUNITY CENTRE	Hexham	NE47 9AD
HIGHFIELD MIDDLE SCHOOL	Prudhoe	NE42 6EY
HIRST WELFARE CENTRE	Ashington	NE63 9HN
HIRST WELFARE CENTRE	Ashington	NE63 9HN
HOLIDAY INN HEALTH CLUB (GOSFORTH PARK)	Newcastle upon Tyne	NE13 6BP
HOLIDAY INN HEALTH CLUB (GOSFORTH PARK)	Newcastle upon Tyne	NE13 6BP
HUMSHAUGH CHURCH OF ENGLAND AIDED FIRST SCHOOL	Hexham	NE46 4AA
HUMSHAUGH VILLAGE HALL	Hexham	NE46 4AT

APPENDIX 9: FACILITY AUDIT

Site Name	Facility Type	Facility Sub Type
CURVES FOR WOMEN (CRAMLINGTON)	Health and Fitness Suite	Health and Fitness Suite
DERWENT MANOR HOTEL	Health and Fitness Suite	Health and Fitness Suite
DERWENT MANOR HOTEL	Swimming Pool	Learner/Teaching/Training
DOXFORD HALL HOTEL AND SPA	Health and Fitness Suite	Health and Fitness Suite
DOXFORD HALL HOTEL AND SPA	Swimming Pool	Learner/Teaching/Training
DR THOMLINSON CHURCH OF ENGLAND MIDDLE SCHOOL	Sports Hall	Activity Hall
ELLINGTON PRIMARY SCHOOL	Sports Hall	Activity Hall
FELTON VILLAGE HALL	Health and Fitness Suite	Health and Fitness Suite
FIT 2 BE (LADIES ONLY)	Health and Fitness Suite	Health and Fitness Suite
FIT 2 BE (LADIES ONLY)	Studio	Studio
GLENDALE MIDDLE SCHOOL	Swimming Pool	Learner/Teaching/Training
GLENDALE MIDDLE SCHOOL	Sports Hall	Activity Hall
HALTWHISTLE COMMUNITY CAMPUS (UPPER SCHOOL)	Sports Hall	Activity Hall
HALTWHISTLE SWIMMING & LEISURE CENTRE	Sports Hall	Main
HALTWHISTLE SWIMMING & LEISURE CENTRE	Swimming Pool	Lido
HALTWHISTLE SWIMMING & LEISURE CENTRE	Swimming Pool	Lido
HALTWHISTLE SWIMMING & LEISURE CENTRE	Health and Fitness Suite	Health and Fitness Suite
HALTWHISTLE SWIMMING & LEISURE CENTRE	Swimming Pool	Lido
HALTWHISTLE SWIMMING & LEISURE CENTRE	Studio	Studio
HAYDON BRIDGE HIGH SCHOOL	Sports Hall	Main
HAYDON BRIDGE HIGH SCHOOL	Health and Fitness Suite	Health and Fitness Suite
HAYDON BRIDGE HIGH SCHOOL	Sports Hall	Activity Hall
HEALTHLANDS (LADIES ONLY) CLUB (MORPETH)	Health and Fitness Suite	Health and Fitness Suite
HEALTHLANDS (LADIES ONLY) CLUB (MORPETH)	Studio	Studio
HEXHAM GOLF CLUB LTD	Squash Courts	Normal
HEXHAM MIDDLE SCHOOL	Sports Hall	Activity Hall
HIGH FOREST COMMUNITY CENTRE	Sports Hall	Activity Hall
HIGHFIELD MIDDLE SCHOOL	Sports Hall	Activity Hall
HIRST WELFARE CENTRE	Health and Fitness Suite	Health and Fitness Suite
HIRST WELFARE CENTRE	Sports Hall	Activity Hall
HOLIDAY INN HEALTH CLUB (GOSFORTH PARK)	Swimming Pool	Main/General
HOLIDAY INN HEALTH CLUB (GOSFORTH PARK)	Health and Fitness Suite	Health and Fitness Suite
HUMSHAUGH CHURCH OF ENGLAND AIDED FIRST SCHOOL	Sports Hall	Activity Hall
HUMSHAUGH VILLAGE HALL	Sports Hall	Activity Hall

APPENDIX 9: FACILITY AUDIT

Site Name	Facility Id	Unit	Number	Changing Rooms
CURVES FOR WOMEN (CRAMLINGTON)	30000839	Stations	9	Yes
DERWENT MANOR HOTEL	2015955	Stations	13	Yes
DERWENT MANOR HOTEL	2022227	Lanes	0	Yes
DOXFORD HALL HOTEL AND SPA	4112340	Stations	5	Yes
DOXFORD HALL HOTEL AND SPA	4112341	Lanes	0	Yes
DR THOMLINSON CHURCH OF ENGLAND MIDDLE SCHOOL	2084172	Badminton courts	1	Yes
ELLINGTON PRIMARY SCHOOL	2083768	Badminton courts	1	No
FELTON VILLAGE HALL	2084537	Stations	7	No
FIT 2 BE (LADIES ONLY)	2038641	Stations	38	Yes
FIT 2 BE (LADIES ONLY)	4038642	Studios	0	Yes
GLENDALE MIDDLE SCHOOL	2082179	Lanes	0	Yes
GLENDALE MIDDLE SCHOOL	2082231	Badminton courts	1	Yes
HALTWHISTLE COMMUNITY CAMPUS (UPPER SCHOOL)	2080983	Badminton courts	1	Yes
HALTWHISTLE SWIMMING & LEISURE CENTRE	2005582	Badminton courts	4	Yes
HALTWHISTLE SWIMMING & LEISURE CENTRE	2013279	Lanes	5	Yes
HALTWHISTLE SWIMMING & LEISURE CENTRE	2013280	Lanes	0	Yes
HALTWHISTLE SWIMMING & LEISURE CENTRE	2018722	Stations	22	Yes
HALTWHISTLE SWIMMING & LEISURE CENTRE	2040157	Lanes	0	Yes
HALTWHISTLE SWIMMING & LEISURE CENTRE	4148513	Studios	1	Yes
HAYDON BRIDGE HIGH SCHOOL	2005583	Badminton courts	4	Yes
HAYDON BRIDGE HIGH SCHOOL	2027106	Stations	20	Yes
HAYDON BRIDGE HIGH SCHOOL	2027107	Badminton courts	2	Yes
HEALTHLANDS (LADIES ONLY) CLUB (MORPETH)	4115077	Stations	26	Yes
HEALTHLANDS (LADIES ONLY) CLUB (MORPETH)	4115085	Studios	n/a	Yes
HEXHAM GOLF CLUB LTD	4037900	Courts	2	Yes
HEXHAM MIDDLE SCHOOL	30005986	Badminton courts	0	Yes
HIGH FOREST COMMUNITY CENTRE	4111420	Badminton courts	0	No
HIGHFIELD MIDDLE SCHOOL	2080991	Badminton courts	1	Yes
HIRST WELFARE CENTRE	2085510	Stations	40	Yes
HIRST WELFARE CENTRE	30001518	Badminton courts	0	Yes
HOLIDAY INN HEALTH CLUB (GOSFORTH PARK)	2010045	Lanes	3	Yes
HOLIDAY INN HEALTH CLUB (GOSFORTH PARK)	2015182	Stations	18	Yes
HUMSHAUGH CHURCH OF ENGLAND AIDED FIRST SCHOOL	2083753	Badminton courts	1	No
HUMSHAUGH VILLAGE HALL	4111369	Badminton courts	0	No

APPENDIX 9: FACILITY AUDIT

Site Name	Disability
CURVES FOR WOMEN (CRAMLINGTON)	Yes
DERWENT MANOR HOTEL	Yes
DERWENT MANOR HOTEL	Yes
DOXFORD HALL HOTEL AND SPA	Yes
DOXFORD HALL HOTEL AND SPA	Yes
DR THOMLINSON CHURCH OF ENGLAND MIDDLE SCHOOL	Yes
ELLINGTON PRIMARY SCHOOL	Yes
FELTON VILLAGE HALL	Yes
FIT 2 BE (LADIES ONLY)	Yes
FIT 2 BE (LADIES ONLY)	Yes
GLENDALE MIDDLE SCHOOL	Yes
GLENDALE MIDDLE SCHOOL	Yes
HALTWHISTLE COMMUNITY CAMPUS (UPPER SCHOOL)	Yes
HALTWHISTLE SWIMMING & LEISURE CENTRE	Yes
HALTWHISTLE SWIMMING & LEISURE CENTRE	Yes
HALTWHISTLE SWIMMING & LEISURE CENTRE	Yes
HALTWHISTLE SWIMMING & LEISURE CENTRE	Yes
HALTWHISTLE SWIMMING & LEISURE CENTRE	Yes
HALTWHISTLE SWIMMING & LEISURE CENTRE	Yes
HAYDON BRIDGE HIGH SCHOOL	Yes
HAYDON BRIDGE HIGH SCHOOL	Yes
HAYDON BRIDGE HIGH SCHOOL	Yes
HEALTHLANDS (LADIES ONLY) CLUB (MORPETH)	Yes
HEALTHLANDS (LADIES ONLY) CLUB (MORPETH)	Yes
HEXHAM GOLF CLUB LTD	Yes
HEXHAM MIDDLE SCHOOL	Yes
HIGH FOREST COMMUNITY CENTRE	Yes
HIGHFIELD MIDDLE SCHOOL	Yes
HIRST WELFARE CENTRE	Yes
HIRST WELFARE CENTRE	Yes
HOLIDAY INN HEALTH CLUB (GOSFORTH PARK)	Yes
HOLIDAY INN HEALTH CLUB (GOSFORTH PARK)	Yes
HUMSHAUGH CHURCH OF ENGLAND AIDED FIRST SCHOOL	Yes
HUMSHAUGH VILLAGE HALL	Yes

APPENDIX 9: FACILITY AUDIT

Site Name	Disability Details
CURVES FOR WOMEN (CRAMLINGTON)	Finding and reaching the entrance, Changing facilities, Activity areas, Toilets, Emergency exits
DERWENT MANOR HOTEL	Parking, Finding and reaching the entrance, Reception area, Doorways, Changing facilities, Activity areas, Toilets, Emergency exits
DERWENT MANOR HOTEL	Parking, Finding and reaching the entrance, Reception area, Doorways, Changing facilities, Activity areas, Toilets, Emergency exits
DOXFORD HALL HOTEL AND SPA	Parking, Finding and reaching the entrance, Reception area, Doorways, Changing facilities, Activity areas, Toilets, Emergency exits
DOXFORD HALL HOTEL AND SPA	Parking, Finding and reaching the entrance, Reception area, Doorways, Changing facilities, Activity areas, Toilets, Emergency exits
DR THOMLINSON CHURCH OF ENGLAND MIDDLE SCHOOL	Parking, Finding and reaching the entrance, Reception area, Doorways, Activity areas, Toilets, Emergency exits
ELLINGTON PRIMARY SCHOOL	Parking, Finding and reaching the entrance, Reception area, Doorways, Activity areas, Toilets, Emergency exits
FELTON VILLAGE HALL	Finding and reaching the entrance, Doorways, Activity areas, Toilets, Emergency exits
FIT 2 BE (LADIES ONLY)	Finding and reaching the entrance, Reception area, Doorways, Emergency exits
FIT 2 BE (LADIES ONLY)	Finding and reaching the entrance, Reception area, Doorways, Emergency exits
GLENDALE MIDDLE SCHOOL	Parking, Finding and reaching the entrance, Reception area, Doorways, Activity areas, Toilets, Emergency exits
GLENDALE MIDDLE SCHOOL	Parking, Finding and reaching the entrance, Reception area, Doorways, Activity areas, Toilets, Emergency exits
HALTWHISTLE COMMUNITY CAMPUS (UPPER SCHOOL)	Parking, Finding and reaching the entrance, Reception area, Doorways, Activity areas, Toilets, Emergency exits
HALTWHISTLE SWIMMING & LEISURE CENTRE	Parking, Finding and reaching the entrance, Reception area, Doorways, Changing facilities, Activity areas, Toilets, Emergency exits
HALTWHISTLE SWIMMING & LEISURE CENTRE	Parking, Finding and reaching the entrance, Reception area, Doorways, Changing facilities, Activity areas, Toilets, Emergency exits
HALTWHISTLE SWIMMING & LEISURE CENTRE	Parking, Finding and reaching the entrance, Reception area, Doorways, Changing facilities, Activity areas, Toilets, Emergency exits
HALTWHISTLE SWIMMING & LEISURE CENTRE	Parking, Finding and reaching the entrance, Reception area, Doorways, Changing facilities, Activity areas, Toilets, Emergency exits
HALTWHISTLE SWIMMING & LEISURE CENTRE	Parking, Finding and reaching the entrance, Reception area, Doorways, Changing facilities, Activity areas, Toilets, Emergency exits
HALTWHISTLE SWIMMING & LEISURE CENTRE	Parking, Finding and reaching the entrance, Reception area, Doorways, Changing facilities, Activity areas, Toilets, Emergency exits
HAYDON BRIDGE HIGH SCHOOL	Parking, Finding and reaching the entrance, Reception area, Doorways, Activity areas, Toilets, Emergency exits
HAYDON BRIDGE HIGH SCHOOL	Parking, Finding and reaching the entrance, Reception area, Doorways, Activity areas, Toilets, Emergency exits
HAYDON BRIDGE HIGH SCHOOL	Parking, Finding and reaching the entrance, Reception area, Doorways, Activity areas, Toilets, Emergency exits
HEALTHLANDS (LADIES ONLY) CLUB (MORPETH)	Finding and reaching the entrance, Reception area, Doorways, Changing facilities, Activity areas, Toilets, Emergency exits
HEALTHLANDS (LADIES ONLY) CLUB (MORPETH)	Finding and reaching the entrance, Reception area, Doorways, Changing facilities, Activity areas, Toilets, Emergency exits
HEXHAM GOLF CLUB LTD	Finding and reaching the entrance, Reception area, Doorways, Activity areas, Toilets, Emergency exits
HEXHAM MIDDLE SCHOOL	Finding and reaching the entrance, Reception area, Doorways, Activity areas, Toilets, Emergency exits
HIGH FOREST COMMUNITY CENTRE	Parking, Finding and reaching the entrance, Doorways, Activity areas, Toilets, Emergency exits
HIGHFIELD MIDDLE SCHOOL	Parking, Finding and reaching the entrance, Reception area, Doorways, Activity areas, Toilets, Emergency exits
HIRST WELFARE CENTRE	Parking, Reception area, Doorways, Changing facilities, Activity areas, Toilets, Emergency exits
HIRST WELFARE CENTRE	Parking, Reception area, Doorways, Changing facilities, Activity areas, Toilets, Emergency exits
HOLIDAY INN HEALTH CLUB (GOSFORTH PARK)	Parking, Finding and reaching the entrance, Reception area, Doorways, Changing facilities, Activity areas, Toilets, Emergency exits
HOLIDAY INN HEALTH CLUB (GOSFORTH PARK)	Parking, Finding and reaching the entrance, Reception area, Doorways, Changing facilities, Activity areas, Toilets, Emergency exits
HUMSHAUGH CHURCH OF ENGLAND AIDED FIRST SCHOOL	Finding and reaching the entrance, Reception area, Doorways, Activity areas, Toilets, Emergency exits
HUMSHAUGH VILLAGE HALL	Finding and reaching the entrance, Doorways, Activity areas, Toilets, Emergency exits

APPENDIX 9: FACILITY AUDIT

Site Name	Disability Notes
CURVES FOR WOMEN (CRAMLINGTON)	
DERWENT MANOR HOTEL	
DERWENT MANOR HOTEL	
DOXFORD HALL HOTEL AND SPA	
DOXFORD HALL HOTEL AND SPA	
DR THOMLINSON CHURCH OF ENGLAND MIDDLE SCHOOL	
ELLINGTON PRIMARY SCHOOL	
FELTON VILLAGE HALL	
FIT 2 BE (LADIES ONLY)	On first floor
FIT 2 BE (LADIES ONLY)	On first floor
GLENDALE MIDDLE SCHOOL	
GLENDALE MIDDLE SCHOOL	
HALTWHISTLE COMMUNITY CAMPUS (UPPER SCHOOL)	
HALTWHISTLE SWIMMING & LEISURE CENTRE	Parking: 3 disabled parking bays, Finding/Reaching Entrance: Sloping ramp, Do
HALTWHISTLE SWIMMING & LEISURE CENTRE	Parking: 3 disabled parking bays, Finding/Reaching Entrance: Sloping ramp, Do
HALTWHISTLE SWIMMING & LEISURE CENTRE	Parking: 3 disabled parking bays, Finding/Reaching Entrance: Sloping ramp, Do
HALTWHISTLE SWIMMING & LEISURE CENTRE	Parking: 3 disabled parking bays, Finding/Reaching Entrance: Sloping ramp, Do
HALTWHISTLE SWIMMING & LEISURE CENTRE	Parking: 3 disabled parking bays, Finding/Reaching Entrance: Sloping ramp, Do
HALTWHISTLE SWIMMING & LEISURE CENTRE	Parking: 3 disabled parking bays, Finding/Reaching Entrance: Sloping ramp, Do
HAYDON BRIDGE HIGH SCHOOL	Spectator Areas: On First Floor
HAYDON BRIDGE HIGH SCHOOL	
HAYDON BRIDGE HIGH SCHOOL	
HEALTHLANDS (LADIES ONLY) CLUB (MORPETH)	
HEALTHLANDS (LADIES ONLY) CLUB (MORPETH)	
HEXHAM GOLF CLUB LTD	
HEXHAM MIDDLE SCHOOL	
HIGH FOREST COMMUNITY CENTRE	
HIGHFIELD MIDDLE SCHOOL	
HIRST WELFARE CENTRE	
HIRST WELFARE CENTRE	
HOLIDAY INN HEALTH CLUB (GOSFORTH PARK)	
HOLIDAY INN HEALTH CLUB (GOSFORTH PARK)	
HUMSHAUGH CHURCH OF ENGLAND AIDED FIRST SCHOOL	
HUMSHAUGH VILLAGE HALL	

APPENDIX 9: FACILITY AUDIT

Site Name	Facility Status	Access Type
CURVES FOR WOMEN (CRAMLINGTON)	Operational	Registered Membership use
DERWENT MANOR HOTEL	Operational	Registered Membership use
DERWENT MANOR HOTEL	Operational	Registered Membership use
DOXFORD HALL HOTEL AND SPA	Operational	Registered Membership use
DOXFORD HALL HOTEL AND SPA	Operational	Registered Membership use
DR THOMLINSON CHURCH OF ENGLAND MIDDLE SCHOOL	Operational	Sports Club / Community Association
ELLINGTON PRIMARY SCHOOL	Operational	Private Use
FELTON VILLAGE HALL	Operational	Pay and Play
FIT 2 BE (LADIES ONLY)	Operational	Registered Membership use
FIT 2 BE (LADIES ONLY)	Operational	Pay and Play
GLENDALE MIDDLE SCHOOL	Operational	Sports Club / Community Association
GLENDALE MIDDLE SCHOOL	Operational	Sports Club / Community Association
HALTWHISTLE COMMUNITY CAMPUS (UPPER SCHOOL)	Operational	Sports Club / Community Association
HALTWHISTLE SWIMMING & LEISURE CENTRE	Operational	Sports Club / Community Association
HALTWHISTLE SWIMMING & LEISURE CENTRE	Temporarily Closed	Pay and Play
HALTWHISTLE SWIMMING & LEISURE CENTRE	Temporarily Closed	Pay and Play
HALTWHISTLE SWIMMING & LEISURE CENTRE	Operational	Registered Membership use
HALTWHISTLE SWIMMING & LEISURE CENTRE	Temporarily Closed	Pay and Play
HALTWHISTLE SWIMMING & LEISURE CENTRE	Operational	Registered Membership use
HAYDON BRIDGE HIGH SCHOOL	Operational	Sports Club / Community Association
HAYDON BRIDGE HIGH SCHOOL	Operational	Private Use
HAYDON BRIDGE HIGH SCHOOL	Operational	Sports Club / Community Association
HEALTHLANDS (LADIES ONLY) CLUB (MORPETH)	Operational	Registered Membership use
HEALTHLANDS (LADIES ONLY) CLUB (MORPETH)	Operational	Registered Membership use
HEXHAM GOLF CLUB LTD	Operational	Sports Club / Community Association
HEXHAM MIDDLE SCHOOL	Operational	Sports Club / Community Association
HIGH FOREST COMMUNITY CENTRE	Operational	Sports Club / Community Association
HIGHFIELD MIDDLE SCHOOL	Operational	Sports Club / Community Association
HIRST WELFARE CENTRE	Operational	Pay and Play
HIRST WELFARE CENTRE	Operational	Pay and Play
HOLIDAY INN HEALTH CLUB (GOSFORTH PARK)	Operational	Pay and Play
HOLIDAY INN HEALTH CLUB (GOSFORTH PARK)	Operational	Pay and Play
HUMSHAUGH CHURCH OF ENGLAND AIDED FIRST SCHOOL	Operational	Sports Club / Community Association
HUMSHAUGH VILLAGE HALL	Operational	Sports Club / Community Association

APPENDIX 9: FACILITY AUDIT

Site Name	Ownership Type	Management Type
CURVES FOR WOMEN (CRAMLINGTON)	Commercial	Commercial Management
DERWENT MANOR HOTEL	Commercial	Commercial Management
DERWENT MANOR HOTEL	Commercial	Commercial Management
DOXFORD HALL HOTEL AND SPA	Commercial	Commercial Management
DOXFORD HALL HOTEL AND SPA	Commercial	Commercial Management
DR THOMLINSON CHURCH OF ENGLAND MIDDLE SCHOOL	Voluntary Aided School	School/College/University (in house)
ELLINGTON PRIMARY SCHOOL	Community school	School/College/University (in house)
FELTON VILLAGE HALL	Community Organisation	Community Organisation
FIT 2 BE (LADIES ONLY)	Commercial	Commercial Management
FIT 2 BE (LADIES ONLY)	Commercial	Commercial Management
GLENDALE MIDDLE SCHOOL	Community school	School/College/University (in house)
GLENDALE MIDDLE SCHOOL	Community school	School/College/University (in house)
HALTWHISTLE COMMUNITY CAMPUS (UPPER SCHOOL)	Academies	School/College/University (in house)
HALTWHISTLE SWIMMING & LEISURE CENTRE	Other	Trust
HALTWHISTLE SWIMMING & LEISURE CENTRE	Other	Trust
HALTWHISTLE SWIMMING & LEISURE CENTRE	Other	Trust
HALTWHISTLE SWIMMING & LEISURE CENTRE	Other	Trust
HALTWHISTLE SWIMMING & LEISURE CENTRE	Other	Trust
HALTWHISTLE SWIMMING & LEISURE CENTRE	Other	Trust
HAYDON BRIDGE HIGH SCHOOL	Community school	School/College/University (in house)
HAYDON BRIDGE HIGH SCHOOL	Community school	School/College/University (in house)
HAYDON BRIDGE HIGH SCHOOL	Community school	School/College/University (in house)
HEALTHLANDS (LADIES ONLY) CLUB (MORPETH)	Commercial	Commercial Management
HEALTHLANDS (LADIES ONLY) CLUB (MORPETH)	Commercial	Commercial Management
HEXHAM GOLF CLUB LTD	Commercial	Commercial Management
HEXHAM MIDDLE SCHOOL	Community school	School/College/University (in house)
HIGH FOREST COMMUNITY CENTRE	Local Authority	Community Organisation
HIGHFIELD MIDDLE SCHOOL	Community school	School/College/University (in house)
HIRST WELFARE CENTRE	Other	Trust
HIRST WELFARE CENTRE	Other	Trust
HOLIDAY INN HEALTH CLUB (GOSFORTH PARK)	Commercial	Commercial Management
HOLIDAY INN HEALTH CLUB (GOSFORTH PARK)	Commercial	Commercial Management
HUMSHAUGH CHURCH OF ENGLAND AIDED FIRST SCHOOL	Voluntary Aided School	School/College/University (in house)
HUMSHAUGH VILLAGE HALL	Other	Trust

APPENDIX 9: FACILITY AUDIT

Site Name	Year Built	Refurbished	Year Refurbished
CURVES FOR WOMEN (CRAMLINGTON)	n/a	Yes	2015
DERWENT MANOR HOTEL	2003	No	n/a
DERWENT MANOR HOTEL	2003	No	n/a
DOXFORD HALL HOTEL AND SPA	2007	No	n/a
DOXFORD HALL HOTEL AND SPA	2007	No	n/a
DR THOMLINSON CHURCH OF ENGLAND MIDDLE SCHOOL	1965	No	n/a
ELLINGTON PRIMARY SCHOOL	1986	No	n/a
FELTON VILLAGE HALL	2004	Yes	2014
FIT 2 BE (LADIES ONLY)	2005	Yes	2012
FIT 2 BE (LADIES ONLY)	2006	No	n/a
GLENDALE MIDDLE SCHOOL	1953	No	n/a
GLENDALE MIDDLE SCHOOL	1953	No	n/a
HALTWHISTLE COMMUNITY CAMPUS (UPPER SCHOOL)	1961	Yes	2013
HALTWHISTLE SWIMMING & LEISURE CENTRE	2003	Yes	2013
HALTWHISTLE SWIMMING & LEISURE CENTRE	1975	Yes	2005
HALTWHISTLE SWIMMING & LEISURE CENTRE	1975	Yes	2003
HALTWHISTLE SWIMMING & LEISURE CENTRE	2003	Yes	2011
HALTWHISTLE SWIMMING & LEISURE CENTRE	1975	Yes	2003
HALTWHISTLE SWIMMING & LEISURE CENTRE	2013	No	n/a
HAYDON BRIDGE HIGH SCHOOL	1968	Yes	2002
HAYDON BRIDGE HIGH SCHOOL	1998	No	n/a
HAYDON BRIDGE HIGH SCHOOL	1998	No	n/a
HEALTHLANDS (LADIES ONLY) CLUB (MORPETH)	2010	No	n/a
HEALTHLANDS (LADIES ONLY) CLUB (MORPETH)	2010	No	n/a
HEXHAM GOLF CLUB LTD	1970	Yes	2013
HEXHAM MIDDLE SCHOOL	n/a	No	n/a
HIGH FOREST COMMUNITY CENTRE	n/a	No	n/a
HIGHFIELD MIDDLE SCHOOL	1977	No	n/a
HIRST WELFARE CENTRE	2005	No	n/a
HIRST WELFARE CENTRE	2004	No	n/a
HOLIDAY INN HEALTH CLUB (GOSFORTH PARK)	1974	Yes	2009
HOLIDAY INN HEALTH CLUB (GOSFORTH PARK)	1974	Yes	2005
HUMSHAUGH CHURCH OF ENGLAND AIDED FIRST SCHOOL	1980	Yes	2008
HUMSHAUGH VILLAGE HALL	n/a	No	n/a

APPENDIX 9: FACILITY AUDIT

Site Name	Closed Date
CURVES FOR WOMEN (CRAMLINGTON)	n/a
DERWENT MANOR HOTEL	n/a
DERWENT MANOR HOTEL	n/a
DOXFORD HALL HOTEL AND SPA	n/a
DOXFORD HALL HOTEL AND SPA	n/a
DR THOMLINSON CHURCH OF ENGLAND MIDDLE SCHOOL	n/a
ELLINGTON PRIMARY SCHOOL	n/a
FELTON VILLAGE HALL	n/a
FIT 2 BE (LADIES ONLY)	n/a
FIT 2 BE (LADIES ONLY)	n/a
GLENDALE MIDDLE SCHOOL	n/a
GLENDALE MIDDLE SCHOOL	n/a
HALTWHISTLE COMMUNITY CAMPUS (UPPER SCHOOL)	n/a
HALTWHISTLE SWIMMING & LEISURE CENTRE	n/a
HALTWHISTLE SWIMMING & LEISURE CENTRE	n/a
HALTWHISTLE SWIMMING & LEISURE CENTRE	n/a
HALTWHISTLE SWIMMING & LEISURE CENTRE	n/a
HALTWHISTLE SWIMMING & LEISURE CENTRE	n/a
HALTWHISTLE SWIMMING & LEISURE CENTRE	n/a
HAYDON BRIDGE HIGH SCHOOL	n/a
HAYDON BRIDGE HIGH SCHOOL	n/a
HAYDON BRIDGE HIGH SCHOOL	n/a
HEALTHLANDS (LADIES ONLY) CLUB (MORPETH)	n/a
HEALTHLANDS (LADIES ONLY) CLUB (MORPETH)	n/a
HEXHAM GOLF CLUB LTD	n/a
HEXHAM MIDDLE SCHOOL	n/a
HIGH FOREST COMMUNITY CENTRE	n/a
HIGHFIELD MIDDLE SCHOOL	n/a
HIRST WELFARE CENTRE	n/a
HIRST WELFARE CENTRE	n/a
HOLIDAY INN HEALTH CLUB (GOSFORTH PARK)	n/a
HOLIDAY INN HEALTH CLUB (GOSFORTH PARK)	n/a
HUMSHAUGH CHURCH OF ENGLAND AIDED FIRST SCHOOL	n/a
HUMSHAUGH VILLAGE HALL	n/a

APPENDIX 9: FACILITY AUDIT

Site Name	Site Id	Building Name or Number
JAMES CALVERT SPENCE COLLEGE (ACKLINGTON ROAD)	1005804	
JAMES CALVERT SPENCE COLLEGE (ACKLINGTON ROAD)	1005804	
JAMES CALVERT SPENCE COLLEGE (ACKLINGTON ROAD)	1005804	
JAMES CALVERT SPENCE COLLEGE (ACKLINGTON ROAD)	1005804	
JAMES CALVERT SPENCE COLLEGE (SOUTH AVENUE)	6006309	
JOSEPHINE BUTLER CAMPUS (PRIMARY)	6006377	
LINDEN HALL GOLF AND COUNTRY CLUB	1101963	
LINDEN HALL GOLF AND COUNTRY CLUB	1101963	
LINDISFARNE MIDDLE SCHOOL	1204374	
LINDISFARNE MIDDLE SCHOOL	1204374	
LONGRIDGE TOWERS SCHOOL	1204326	
MATFEN HALL HOTEL - GOLF & SPA	1009229	
MATFEN HALL HOTEL - GOLF & SPA	1009229	
MATFEN HALL HOTEL - GOLF & SPA	1009229	
MATFEN VILLAGE HALL	1043760	
MEADOWDALE ACADEMY	6006369	
MORPETH NEWMINSTER MIDDLE SCHOOL	6006371	
MORPETH NEWMINSTER MIDDLE SCHOOL	6006371	
MORPETH RIVERSIDE LEISURE CENTRE	1005819	
MORPETH RIVERSIDE LEISURE CENTRE	1005819	
MORPETH RIVERSIDE LEISURE CENTRE	1005819	
MORPETH RIVERSIDE LEISURE CENTRE	1005819	
MORPETH RUGBY FOOTBALL CLUB LIMITED	1206342	
NEW ASHINGTON LEISURE CENTRE	30002749	
NEW ASHINGTON LEISURE CENTRE	30002749	
NEW ASHINGTON LEISURE CENTRE	30002749	
NEW ASHINGTON LEISURE CENTRE	30002749	
NEW ASHINGTON LEISURE CENTRE	30002749	
NEW ASHINGTON LEISURE CENTRE	30002749	
NEWBIGGIN SPORTS & COMMUNITY CENTRE	1005811	
NEWBIGGIN SPORTS & COMMUNITY CENTRE	1005811	
NEWBIGGIN SPORTS & COMMUNITY CENTRE	1005811	
NEWTON BYWELL COMMUNITY HALL	1043786	
NO LIMITS HEALTH & FITNESS	1006731	35-37

APPENDIX 9: FACILITY AUDIT

Site Name	Thoroughfare
JAMES CALVERT SPENCE COLLEGE (ACKLINGTON ROAD)	Acklington Road
JAMES CALVERT SPENCE COLLEGE (ACKLINGTON ROAD)	Acklington Road
JAMES CALVERT SPENCE COLLEGE (ACKLINGTON ROAD)	Acklington Road
JAMES CALVERT SPENCE COLLEGE (ACKLINGTON ROAD)	Acklington Road
JAMES CALVERT SPENCE COLLEGE (SOUTH AVENUE)	South Avenue
JOSEPHINE BUTLER CAMPUS (PRIMARY)	Norwich Close
LINDEN HALL GOLF AND COUNTRY CLUB	Off A697
LINDEN HALL GOLF AND COUNTRY CLUB	Off A697
LINDISFARNE MIDDLE SCHOOL	Lindisfarne Road
LINDISFARNE MIDDLE SCHOOL	Lindisfarne Road
LONGRIDGE TOWERS SCHOOL	
MATFEN HALL HOTEL - GOLF & SPA	
MATFEN HALL HOTEL - GOLF & SPA	
MATFEN HALL HOTEL - GOLF & SPA	
MATFEN VILLAGE HALL	
MEADOWDALE ACADEMY	Hazelmere Avenue
MORPETH NEWMINSTER MIDDLE SCHOOL	Mitford Road
MORPETH NEWMINSTER MIDDLE SCHOOL	Mitford Road
MORPETH RIVERSIDE LEISURE CENTRE	New Market
MORPETH RIVERSIDE LEISURE CENTRE	New Market
MORPETH RIVERSIDE LEISURE CENTRE	New Market
MORPETH RIVERSIDE LEISURE CENTRE	New Market
MORPETH RUGBY FOOTBALL CLUB LIMITED	Mitford Road
NEW ASHINGTON LEISURE CENTRE	PORTLAND PARK
NEW ASHINGTON LEISURE CENTRE	PORTLAND PARK
NEW ASHINGTON LEISURE CENTRE	PORTLAND PARK
NEW ASHINGTON LEISURE CENTRE	PORTLAND PARK
NEW ASHINGTON LEISURE CENTRE	PORTLAND PARK
NEW ASHINGTON LEISURE CENTRE	PORTLAND PARK
NEWBIGGIN SPORTS & COMMUNITY CENTRE	Woodhorn Road
NEWBIGGIN SPORTS & COMMUNITY CENTRE	Woodhorn Road
NEWBIGGIN SPORTS & COMMUNITY CENTRE	Woodhorn Road
NEWTON BYWELL COMMUNITY HALL	
NO LIMITS HEALTH & FITNESS	Fore Street

APPENDIX 9: FACILITY AUDIT

Site Name	Post Town	Post Code
JAMES CALVERT SPENCE COLLEGE (ACKLINGTON ROAD)	Morpeth	NE65 0NG
JAMES CALVERT SPENCE COLLEGE (ACKLINGTON ROAD)	Morpeth	NE65 0NG
JAMES CALVERT SPENCE COLLEGE (ACKLINGTON ROAD)	Morpeth	NE65 0NG
JAMES CALVERT SPENCE COLLEGE (ACKLINGTON ROAD)	Morpeth	NE65 0NG
JAMES CALVERT SPENCE COLLEGE (SOUTH AVENUE)	Morpeth	NE65 0ND
JOSEPHINE BUTLER CAMPUS (PRIMARY)	Ashington	NE63 9SA
LINDEN HALL GOLF AND COUNTRY CLUB	Morpeth	NE65 8XF
LINDEN HALL GOLF AND COUNTRY CLUB	Morpeth	NE65 8XF
LINDISFARNE MIDDLE SCHOOL	Alnwick	NE66 1AX
LINDISFARNE MIDDLE SCHOOL	Alnwick	NE66 1AX
LONGRIDGE TOWERS SCHOOL	Berwick-upon-Tweed	TD15 2XQ
MATFEN HALL HOTEL - GOLF & SPA	Newcastle upon Tyne	NE20 0RH
MATFEN HALL HOTEL - GOLF & SPA	Newcastle upon Tyne	NE20 0RH
MATFEN HALL HOTEL - GOLF & SPA	Newcastle upon Tyne	NE20 0RH
MATFEN VILLAGE HALL	Newcastle upon Tyne	NE20 0RP
MEADOWDALE ACADEMY	Bedlington	NE22 6HA
MORPETH NEWMINSTER MIDDLE SCHOOL	Morpeth	NE61 1RH
MORPETH NEWMINSTER MIDDLE SCHOOL	Morpeth	NE61 1RH
MORPETH RIVERSIDE LEISURE CENTRE	Morpeth	NE61 1PR
MORPETH RIVERSIDE LEISURE CENTRE	Morpeth	NE61 1PR
MORPETH RIVERSIDE LEISURE CENTRE	Morpeth	NE61 1PR
MORPETH RIVERSIDE LEISURE CENTRE	Morpeth	NE61 1PR
MORPETH RUGBY FOOTBALL CLUB LIMITED	Morpeth	NE61 1RJ
NEW ASHINGTON LEISURE CENTRE	ASHINGTON	NE63 9JY
NEW ASHINGTON LEISURE CENTRE	ASHINGTON	NE63 9JY
NEW ASHINGTON LEISURE CENTRE	ASHINGTON	NE63 9JY
NEW ASHINGTON LEISURE CENTRE	ASHINGTON	NE63 9JY
NEW ASHINGTON LEISURE CENTRE	ASHINGTON	NE63 9JY
NEW ASHINGTON LEISURE CENTRE	ASHINGTON	NE63 9JY
NEWBIGGIN SPORTS & COMMUNITY CENTRE	Newbiggin-by-the-Sea	NE64 6HG
NEWBIGGIN SPORTS & COMMUNITY CENTRE	Newbiggin-by-the-Sea	NE64 6HG
NEWBIGGIN SPORTS & COMMUNITY CENTRE	Newbiggin-by-the-Sea	NE64 6HG
NEWTON BYWELL COMMUNITY HALL	Stocksfield	NE43 7UL
NO LIMITS HEALTH & FITNESS	Hexham	NE46 1LU

APPENDIX 9: FACILITY AUDIT

Site Name	Facility Type	Facility Sub Type
JAMES CALVERT SPENCE COLLEGE (ACKLINGTON ROAD)	Sports Hall	Main
JAMES CALVERT SPENCE COLLEGE (ACKLINGTON ROAD)	Athletics Tracks	Cinder
JAMES CALVERT SPENCE COLLEGE (ACKLINGTON ROAD)	Studio	Studio
JAMES CALVERT SPENCE COLLEGE (ACKLINGTON ROAD)	Health and Fitness Suite	Health and Fitness Suite
JAMES CALVERT SPENCE COLLEGE (SOUTH AVENUE)	Sports Hall	Activity Hall
JOSEPHINE BUTLER CAMPUS (PRIMARY)	Sports Hall	Main
LINDEN HALL GOLF AND COUNTRY CLUB	Health and Fitness Suite	Health and Fitness Suite
LINDEN HALL GOLF AND COUNTRY CLUB	Swimming Pool	Learner/Teaching/Training
LINDISFARNE MIDDLE SCHOOL	Sports Hall	Main
LINDISFARNE MIDDLE SCHOOL	Sports Hall	Activity Hall
LONGRIDGE TOWERS SCHOOL	Sports Hall	Main
MATFEN HALL HOTEL - GOLF & SPA	Swimming Pool	Main/General
MATFEN HALL HOTEL - GOLF & SPA	Health and Fitness Suite	Health and Fitness Suite
MATFEN HALL HOTEL - GOLF & SPA	Studio	Studio
MATFEN VILLAGE HALL	Sports Hall	Activity Hall
MEADOWDALE ACADEMY	Sports Hall	Main
MORPETH NEWMINSTER MIDDLE SCHOOL	Sports Hall	Activity Hall
MORPETH NEWMINSTER MIDDLE SCHOOL	Sports Hall	Activity Hall
MORPETH RIVERSIDE LEISURE CENTRE	Sports Hall	Main
MORPETH RIVERSIDE LEISURE CENTRE	Swimming Pool	Main/General
MORPETH RIVERSIDE LEISURE CENTRE	Health and Fitness Suite	Health and Fitness Suite
MORPETH RIVERSIDE LEISURE CENTRE	Studio	Studio
MORPETH RUGBY FOOTBALL CLUB LIMITED	Health and Fitness Suite	Health and Fitness Suite
NEW ASHINGTON LEISURE CENTRE	Swimming Pool	Main/General
NEW ASHINGTON LEISURE CENTRE	Sports Hall	Main
NEW ASHINGTON LEISURE CENTRE	Studio	Studio
NEW ASHINGTON LEISURE CENTRE	Studio	Studio
NEW ASHINGTON LEISURE CENTRE	Studio	Studio
NEW ASHINGTON LEISURE CENTRE	Health and Fitness Suite	Health and Fitness Suite
NEWBIGGIN SPORTS & COMMUNITY CENTRE	Sports Hall	Main
NEWBIGGIN SPORTS & COMMUNITY CENTRE	Health and Fitness Suite	Health and Fitness Suite
NEWBIGGIN SPORTS & COMMUNITY CENTRE	Squash Courts	Normal
NEWTON BYWELL COMMUNITY HALL	Sports Hall	Activity Hall
NO LIMITS HEALTH & FITNESS	Health and Fitness Suite	Health and Fitness Suite

APPENDIX 9: FACILITY AUDIT

Site Name	Facility Id	Unit	Number	Changing Rooms
JAMES CALVERT SPENCE COLLEGE (ACKLINGTON ROAD)	2005580	Badminton courts	5	Yes
JAMES CALVERT SPENCE COLLEGE (ACKLINGTON ROAD)	2028197	Lanes	6	Yes
JAMES CALVERT SPENCE COLLEGE (ACKLINGTON ROAD)	4126827	Studios	1	Yes
JAMES CALVERT SPENCE COLLEGE (ACKLINGTON ROAD)	4126828	Stations	8	Yes
JAMES CALVERT SPENCE COLLEGE (SOUTH AVENUE)	2080940	Badminton courts	1	Yes
JOSEPHINE BUTLER CAMPUS (PRIMARY)	2080997	Badminton courts	3	Yes
LINDEN HALL GOLF AND COUNTRY CLUB	2028643	Stations	5	Yes
LINDEN HALL GOLF AND COUNTRY CLUB	2073834	Lanes	0	Yes
LINDISFARNE MIDDLE SCHOOL	2214100	Badminton courts	4	Yes
LINDISFARNE MIDDLE SCHOOL	2214101	Badminton courts	1	Yes
LONGRIDGE TOWERS SCHOOL	2213906	Badminton courts	4	Yes
MATFEN HALL HOTEL - GOLF & SPA	2014453	Lanes	0	Yes
MATFEN HALL HOTEL - GOLF & SPA	2020349	Stations	34	Yes
MATFEN HALL HOTEL - GOLF & SPA	4007761	Studios	0	Yes
MATFEN VILLAGE HALL	4111086	Badminton courts	0	No
MEADOWDALE ACADEMY	2081003	Badminton courts	4	Yes
MORPETH NEWMINSTER MIDDLE SCHOOL	2080994	Badminton courts	1	Yes
MORPETH NEWMINSTER MIDDLE SCHOOL	2081011	Badminton courts	1	Yes
MORPETH RIVERSIDE LEISURE CENTRE	2005598	Badminton courts	6	Yes
MORPETH RIVERSIDE LEISURE CENTRE	2013287	Lanes	4	Yes
MORPETH RIVERSIDE LEISURE CENTRE	2018730	Stations	54	Yes
MORPETH RIVERSIDE LEISURE CENTRE	4005599	Studios	0	Yes
MORPETH RUGBY FOOTBALL CLUB LIMITED	30000919	Stations	10	Yes
NEW ASHINGTON LEISURE CENTRE	30002296	Lanes	6	Yes
NEW ASHINGTON LEISURE CENTRE	30002297	Badminton courts	6	Yes
NEW ASHINGTON LEISURE CENTRE	30002298	Studios	0	Yes
NEW ASHINGTON LEISURE CENTRE	30002299	Studios	0	Yes
NEW ASHINGTON LEISURE CENTRE	30002300	Studios	0	Yes
NEW ASHINGTON LEISURE CENTRE	30002301	Stations	100	Yes
NEWBIGGIN SPORTS & COMMUNITY CENTRE	2005587	Badminton courts	6	Yes
NEWBIGGIN SPORTS & COMMUNITY CENTRE	2018724	Stations	21	Yes
NEWBIGGIN SPORTS & COMMUNITY CENTRE	4037460	Courts	3	Yes
NEWTON BYWELL COMMUNITY HALL	4110973	Badminton courts	0	Yes
NO LIMITS HEALTH & FITNESS	2019340	Stations	32	Yes

APPENDIX 9: FACILITY AUDIT

Site Name	Disability
JAMES CALVERT SPENCE COLLEGE (ACKLINGTON ROAD)	Yes
JAMES CALVERT SPENCE COLLEGE (ACKLINGTON ROAD)	Yes
JAMES CALVERT SPENCE COLLEGE (ACKLINGTON ROAD)	Yes
JAMES CALVERT SPENCE COLLEGE (ACKLINGTON ROAD)	Yes
JAMES CALVERT SPENCE COLLEGE (SOUTH AVENUE)	Yes
JOSEPHINE BUTLER CAMPUS (PRIMARY)	Yes
LINDEN HALL GOLF AND COUNTRY CLUB	Yes
LINDEN HALL GOLF AND COUNTRY CLUB	Yes
LINDISFARNE MIDDLE SCHOOL	Yes
LINDISFARNE MIDDLE SCHOOL	Yes
LONGRIDGE TOWERS SCHOOL	Yes
MATFEN HALL HOTEL - GOLF & SPA	Yes
MATFEN HALL HOTEL - GOLF & SPA	Yes
MATFEN HALL HOTEL - GOLF & SPA	Yes
MATFEN VILLAGE HALL	Yes
MEADOWDALE ACADEMY	Yes
MORPETH NEWMINSTER MIDDLE SCHOOL	Yes
MORPETH NEWMINSTER MIDDLE SCHOOL	Yes
MORPETH RIVERSIDE LEISURE CENTRE	Yes
MORPETH RIVERSIDE LEISURE CENTRE	Yes
MORPETH RIVERSIDE LEISURE CENTRE	Yes
MORPETH RIVERSIDE LEISURE CENTRE	Yes
MORPETH RUGBY FOOTBALL CLUB LIMITED	Yes
NEW ASHINGTON LEISURE CENTRE	Yes
NEW ASHINGTON LEISURE CENTRE	Yes
NEW ASHINGTON LEISURE CENTRE	Yes
NEW ASHINGTON LEISURE CENTRE	Yes
NEW ASHINGTON LEISURE CENTRE	Yes
NEW ASHINGTON LEISURE CENTRE	Yes
NEWBIGGIN SPORTS & COMMUNITY CENTRE	Yes
NEWBIGGIN SPORTS & COMMUNITY CENTRE	Yes
NEWBIGGIN SPORTS & COMMUNITY CENTRE	Yes
NEWTON BYWELL COMMUNITY HALL	Yes
NO LIMITS HEALTH & FITNESS	No

APPENDIX 9: FACILITY AUDIT

Site Name	Disability Details
JAMES CALVERT SPENCE COLLEGE (ACKLINGTON ROAD)	Parking, Finding and reaching the entrance, Reception area, Doorways, Changing facilities
JAMES CALVERT SPENCE COLLEGE (ACKLINGTON ROAD)	Parking, Finding and reaching the entrance, Reception area, Doorways, Changing facilities
JAMES CALVERT SPENCE COLLEGE (ACKLINGTON ROAD)	Parking, Finding and reaching the entrance, Reception area, Doorways, Changing facilities
JAMES CALVERT SPENCE COLLEGE (ACKLINGTON ROAD)	Parking, Finding and reaching the entrance, Reception area, Doorways, Changing facilities
JAMES CALVERT SPENCE COLLEGE (SOUTH AVENUE)	Finding and reaching the entrance, Reception area, Doorways, Changing facilities
JOSEPHINE BUTLER CAMPUS (PRIMARY)	Parking, Finding and reaching the entrance, Reception area, Doorways, Activity areas, Toilets, Emergency exits
LINDEN HALL GOLF AND COUNTRY CLUB	Parking, Finding and reaching the entrance, Reception area, Doorways, Activity areas, Toilets, Emergency exits
LINDEN HALL GOLF AND COUNTRY CLUB	Parking, Finding and reaching the entrance, Reception area, Doorways, Activity areas, Toilets, Emergency exits
LINDISFARNE MIDDLE SCHOOL	Parking, Finding and reaching the entrance, Reception area, Doorways, Activity areas, Toilets, Emergency exits
LINDISFARNE MIDDLE SCHOOL	Parking, Finding and reaching the entrance, Reception area, Doorways, Activity areas, Toilets, Emergency exits
LONGRIDGE TOWERS SCHOOL	Finding and reaching the entrance, Reception area, Doorways, Activity areas, Toilets, Emergency exits
MATFEN HALL HOTEL - GOLF & SPA	Parking, Finding and reaching the entrance, Reception area, Doorways, Changing facilities
MATFEN HALL HOTEL - GOLF & SPA	Parking, Finding and reaching the entrance, Reception area, Doorways, Changing facilities
MATFEN HALL HOTEL - GOLF & SPA	Parking, Finding and reaching the entrance, Reception area, Doorways, Changing facilities
MATFEN VILLAGE HALL	Finding and reaching the entrance, Doorways, Activity areas, Toilets, Emergency exits
MEADOWDALE ACADEMY	Parking, Finding and reaching the entrance, Reception area, Doorways, Changing facilities
MORPETH NEWMINSTER MIDDLE SCHOOL	Finding and reaching the entrance, Reception area, Doorways, Changing facilities
MORPETH NEWMINSTER MIDDLE SCHOOL	Finding and reaching the entrance, Reception area, Doorways, Changing facilities
MORPETH RIVERSIDE LEISURE CENTRE	Parking, Reception area, Changing facilities, Activity areas, Toilets, Emergency exits
MORPETH RIVERSIDE LEISURE CENTRE	Parking, Reception area, Changing facilities, Activity areas, Toilets, Emergency exits
MORPETH RIVERSIDE LEISURE CENTRE	Parking, Reception area, Changing facilities, Activity areas, Toilets, Emergency exits
MORPETH RIVERSIDE LEISURE CENTRE	Parking, Reception area, Changing facilities, Activity areas, Toilets, Emergency exits
MORPETH RUGBY FOOTBALL CLUB LIMITED	Finding and reaching the entrance, Reception area, Doorways, Changing facilities
NEW ASHINGTON LEISURE CENTRE	Parking, Finding and reaching the entrance, Reception area, Doorways, Changing facilities
NEW ASHINGTON LEISURE CENTRE	Parking, Finding and reaching the entrance, Reception area, Doorways, Changing facilities
NEW ASHINGTON LEISURE CENTRE	Parking, Finding and reaching the entrance, Reception area, Doorways, Changing facilities
NEW ASHINGTON LEISURE CENTRE	Parking, Finding and reaching the entrance, Reception area, Doorways, Changing facilities
NEW ASHINGTON LEISURE CENTRE	Parking, Finding and reaching the entrance, Reception area, Doorways, Changing facilities
NEW ASHINGTON LEISURE CENTRE	Parking, Finding and reaching the entrance, Reception area, Doorways, Changing facilities
NEWBIGGIN SPORTS & COMMUNITY CENTRE	Parking, Reception area, Doorways, Changing facilities, Social areas, Spectator facilities
NEWBIGGIN SPORTS & COMMUNITY CENTRE	Parking, Reception area, Doorways, Changing facilities, Social areas, Spectator facilities
NEWBIGGIN SPORTS & COMMUNITY CENTRE	Parking, Reception area, Doorways, Changing facilities, Social areas, Spectator facilities
NEWTON BYWELL COMMUNITY HALL	Parking, Finding and reaching the entrance, Doorways, Changing facilities, Activity areas, Toilets, Emergency exits
NO LIMITS HEALTH & FITNESS	

APPENDIX 9: FACILITY AUDIT

Site Name	Disability Notes
JAMES CALVERT SPENCE COLLEGE (ACKLINGTON ROAD)	
JAMES CALVERT SPENCE COLLEGE (ACKLINGTON ROAD)	
JAMES CALVERT SPENCE COLLEGE (ACKLINGTON ROAD)	
JAMES CALVERT SPENCE COLLEGE (ACKLINGTON ROAD)	
JAMES CALVERT SPENCE COLLEGE (SOUTH AVENUE)	
JOSEPHINE BUTLER CAMPUS (PRIMARY)	
LINDEN HALL GOLF AND COUNTRY CLUB	
LINDEN HALL GOLF AND COUNTRY CLUB	
LINDISFARNE MIDDLE SCHOOL	
LINDISFARNE MIDDLE SCHOOL	
LONGRIDGE TOWERS SCHOOL	
MATFEN HALL HOTEL - GOLF & SPA	
MATFEN HALL HOTEL - GOLF & SPA	
MATFEN HALL HOTEL - GOLF & SPA	
MATFEN VILLAGE HALL	
MEADOWDALE ACADEMY	
MORPETH NEWMINSTER MIDDLE SCHOOL	
MORPETH NEWMINSTER MIDDLE SCHOOL	
MORPETH RIVERSIDE LEISURE CENTRE	
MORPETH RIVERSIDE LEISURE CENTRE	
MORPETH RIVERSIDE LEISURE CENTRE	
MORPETH RIVERSIDE LEISURE CENTRE	
MORPETH RUGBY FOOTBALL CLUB LIMITED	
NEW ASHINGTON LEISURE CENTRE	
NEW ASHINGTON LEISURE CENTRE	
NEW ASHINGTON LEISURE CENTRE	
NEW ASHINGTON LEISURE CENTRE	
NEW ASHINGTON LEISURE CENTRE	
NEW ASHINGTON LEISURE CENTRE	
NEWBIGGIN SPORTS & COMMUNITY CENTRE	
NEWBIGGIN SPORTS & COMMUNITY CENTRE	
NEWBIGGIN SPORTS & COMMUNITY CENTRE	
NEWTON BYWELL COMMUNITY HALL	
NO LIMITS HEALTH & FITNESS	

APPENDIX 9: FACILITY AUDIT

Site Name	Facility Status	Access Type
JAMES CALVERT SPENCE COLLEGE (ACKLINGTON ROAD)	Operational	Pay and Play
JAMES CALVERT SPENCE COLLEGE (ACKLINGTON ROAD)	Operational	Sports Club / Community Association
JAMES CALVERT SPENCE COLLEGE (ACKLINGTON ROAD)	Operational	Sports Club / Community Association
JAMES CALVERT SPENCE COLLEGE (ACKLINGTON ROAD)	Operational	Private Use
JAMES CALVERT SPENCE COLLEGE (SOUTH AVENUE)	Operational	Sports Club / Community Association
JOSEPHINE BUTLER CAMPUS (PRIMARY)	Operational	Private Use
LINDEN HALL GOLF AND COUNTRY CLUB	Operational	Registered Membership use
LINDEN HALL GOLF AND COUNTRY CLUB	Operational	Registered Membership use
LINDISFARNE MIDDLE SCHOOL	Operational	Sports Club / Community Association
LINDISFARNE MIDDLE SCHOOL	Operational	Sports Club / Community Association
LONGRIDGE TOWERS SCHOOL	Operational	Sports Club / Community Association
MATFEN HALL HOTEL - GOLF & SPA	Operational	Registered Membership use
MATFEN HALL HOTEL - GOLF & SPA	Operational	Registered Membership use
MATFEN HALL HOTEL - GOLF & SPA	Operational	Registered Membership use
MATFEN VILLAGE HALL	Operational	Sports Club / Community Association
MEADOWDALE ACADEMY	Operational	Private Use
MORPETH NEWMINSTER MIDDLE SCHOOL	Operational	Sports Club / Community Association
MORPETH NEWMINSTER MIDDLE SCHOOL	Operational	Sports Club / Community Association
MORPETH RIVERSIDE LEISURE CENTRE	Operational	Sports Club / Community Association
MORPETH RIVERSIDE LEISURE CENTRE	Operational	Pay and Play
MORPETH RIVERSIDE LEISURE CENTRE	Operational	Registered Membership use
MORPETH RIVERSIDE LEISURE CENTRE	Operational	Registered Membership use
MORPETH RUGBY FOOTBALL CLUB LIMITED	Operational	Sports Club / Community Association
NEW ASHINGTON LEISURE CENTRE	Operational	Pay and Play
NEW ASHINGTON LEISURE CENTRE	Operational	Pay and Play
NEW ASHINGTON LEISURE CENTRE	Operational	Pay and Play
NEW ASHINGTON LEISURE CENTRE	Operational	Pay and Play
NEW ASHINGTON LEISURE CENTRE	Operational	Pay and Play
NEW ASHINGTON LEISURE CENTRE	Operational	Pay and Play
NEWBIGGIN SPORTS & COMMUNITY CENTRE	Operational	Pay and Play
NEWBIGGIN SPORTS & COMMUNITY CENTRE	Operational	Pay and Play
NEWBIGGIN SPORTS & COMMUNITY CENTRE	Operational	Pay and Play
NEWTON BYWELL COMMUNITY HALL	Operational	Sports Club / Community Association
NO LIMITS HEALTH & FITNESS	Operational	Registered Membership use

APPENDIX 9: FACILITY AUDIT

Site Name	Ownership Type	Management Type
JAMES CALVERT SPENCE COLLEGE (ACKLINGTON ROAD)	Community school	School/College/University (in house)
JAMES CALVERT SPENCE COLLEGE (ACKLINGTON ROAD)	Community school	School/College/University (in house)
JAMES CALVERT SPENCE COLLEGE (ACKLINGTON ROAD)	Community school	School/College/University (in house)
JAMES CALVERT SPENCE COLLEGE (ACKLINGTON ROAD)	Community school	School/College/University (in house)
JAMES CALVERT SPENCE COLLEGE (SOUTH AVENUE)	Community school	School/College/University (in house)
JOSEPHINE BUTLER CAMPUS (PRIMARY)	Academies	School/College/University (in house)
LINDEN HALL GOLF AND COUNTRY CLUB	Commercial	Commercial Management
LINDEN HALL GOLF AND COUNTRY CLUB	Commercial	Commercial Management
LINDISFARNE MIDDLE SCHOOL	Community school	School/College/University (in house)
LINDISFARNE MIDDLE SCHOOL	Community school	School/College/University (in house)
LONGRIDGE TOWERS SCHOOL	Other Independent School	School/College/University (in house)
MATFEN HALL HOTEL - GOLF & SPA	Commercial	Commercial Management
MATFEN HALL HOTEL - GOLF & SPA	Commercial	Commercial Management
MATFEN HALL HOTEL - GOLF & SPA	Commercial	Commercial Management
MATFEN VILLAGE HALL	Commercial	Community Organisation
MEADOWDALE ACADEMY	Academies	School/College/University (in house)
MORPETH NEWMINSTER MIDDLE SCHOOL	Community school	School/College/University (in house)
MORPETH NEWMINSTER MIDDLE SCHOOL	Community school	School/College/University (in house)
MORPETH RIVERSIDE LEISURE CENTRE	Local Authority	Trust
MORPETH RIVERSIDE LEISURE CENTRE	Local Authority	Trust
MORPETH RIVERSIDE LEISURE CENTRE	Local Authority	Trust
MORPETH RIVERSIDE LEISURE CENTRE	Local Authority	Trust
MORPETH RUGBY FOOTBALL CLUB LIMITED	Sports Club	Sport Club
NEW ASHINGTON LEISURE CENTRE	Local Authority	Trust
NEW ASHINGTON LEISURE CENTRE	Local Authority	Trust
NEW ASHINGTON LEISURE CENTRE	Local Authority	Trust
NEW ASHINGTON LEISURE CENTRE	Local Authority	Trust
NEW ASHINGTON LEISURE CENTRE	Local Authority	Trust
NEW ASHINGTON LEISURE CENTRE	Local Authority	Trust
NEWBIGGIN SPORTS & COMMUNITY CENTRE	Local Authority	Trust
NEWBIGGIN SPORTS & COMMUNITY CENTRE	Local Authority	Trust
NEWBIGGIN SPORTS & COMMUNITY CENTRE	Local Authority	Trust
NEWTON BYWELL COMMUNITY HALL	Community Organisation	Community Organisation
NO LIMITS HEALTH & FITNESS	Commercial	Commercial Management

APPENDIX 9: FACILITY AUDIT

Site Name	Year Built	Refurbished	Year Refurbished
JAMES CALVERT SPENCE COLLEGE (ACKLINGTON ROAD)	1975	Yes	2013
JAMES CALVERT SPENCE COLLEGE (ACKLINGTON ROAD)	1985	No	n/a
JAMES CALVERT SPENCE COLLEGE (ACKLINGTON ROAD)	2013	No	n/a
JAMES CALVERT SPENCE COLLEGE (ACKLINGTON ROAD)	2013	No	n/a
JAMES CALVERT SPENCE COLLEGE (SOUTH AVENUE)	1967	No	n/a
JOSEPHINE BUTLER CAMPUS (PRIMARY)	1980	Yes	2002
LINDEN HALL GOLF AND COUNTRY CLUB	1997	Yes	2005
LINDEN HALL GOLF AND COUNTRY CLUB	1991	Yes	2008
LINDISFARNE MIDDLE SCHOOL	1986	Yes	2005
LINDISFARNE MIDDLE SCHOOL	1930	No	n/a
LONGRIDGE TOWERS SCHOOL	1993	Yes	2006
MATFEN HALL HOTEL - GOLF & SPA	2004	No	n/a
MATFEN HALL HOTEL - GOLF & SPA	2004	No	n/a
MATFEN HALL HOTEL - GOLF & SPA	2004	No	n/a
MATFEN VILLAGE HALL	n/a	No	n/a
MEADOWDALE ACADEMY	1976	No	n/a
MORPETH NEWMINSTER MIDDLE SCHOOL	1965	No	n/a
MORPETH NEWMINSTER MIDDLE SCHOOL	1965	No	n/a
MORPETH RIVERSIDE LEISURE CENTRE	1991	Yes	2009
MORPETH RIVERSIDE LEISURE CENTRE	1994	Yes	2009
MORPETH RIVERSIDE LEISURE CENTRE	1991	Yes	2009
MORPETH RIVERSIDE LEISURE CENTRE	2000	Yes	2009
MORPETH RUGBY FOOTBALL CLUB LIMITED	1999	No	n/a
NEW ASHINGTON LEISURE CENTRE	2015	No	n/a
NEW ASHINGTON LEISURE CENTRE	2016	No	n/a
NEW ASHINGTON LEISURE CENTRE	2016	No	n/a
NEW ASHINGTON LEISURE CENTRE	2016	No	n/a
NEW ASHINGTON LEISURE CENTRE	2016	No	n/a
NEW ASHINGTON LEISURE CENTRE	2016	No	n/a
NEWBIGGIN SPORTS & COMMUNITY CENTRE	1973	Yes	2008
NEWBIGGIN SPORTS & COMMUNITY CENTRE	1973	Yes	2006
NEWBIGGIN SPORTS & COMMUNITY CENTRE	1973	No	n/a
NEWTON BYWELL COMMUNITY HALL	n/a	No	n/a
NO LIMITS HEALTH & FITNESS	2000	Yes	2006

APPENDIX 9: FACILITY AUDIT

Site Name	Closed Date
JAMES CALVERT SPENCE COLLEGE (ACKLINGTON ROAD)	n/a
JAMES CALVERT SPENCE COLLEGE (ACKLINGTON ROAD)	n/a
JAMES CALVERT SPENCE COLLEGE (ACKLINGTON ROAD)	n/a
JAMES CALVERT SPENCE COLLEGE (ACKLINGTON ROAD)	n/a
JAMES CALVERT SPENCE COLLEGE (SOUTH AVENUE)	n/a
JOSEPHINE BUTLER CAMPUS (PRIMARY)	n/a
LINDEN HALL GOLF AND COUNTRY CLUB	n/a
LINDEN HALL GOLF AND COUNTRY CLUB	n/a
LINDISFARNE MIDDLE SCHOOL	n/a
LINDISFARNE MIDDLE SCHOOL	n/a
LONGRIDGE TOWERS SCHOOL	n/a
MATFEN HALL HOTEL - GOLF & SPA	n/a
MATFEN HALL HOTEL - GOLF & SPA	n/a
MATFEN HALL HOTEL - GOLF & SPA	n/a
MATFEN VILLAGE HALL	n/a
MEADOWDALE ACADEMY	n/a
MORPETH NEWMINSTER MIDDLE SCHOOL	n/a
MORPETH NEWMINSTER MIDDLE SCHOOL	n/a
MORPETH RIVERSIDE LEISURE CENTRE	n/a
MORPETH RIVERSIDE LEISURE CENTRE	n/a
MORPETH RIVERSIDE LEISURE CENTRE	n/a
MORPETH RIVERSIDE LEISURE CENTRE	n/a
MORPETH RUGBY FOOTBALL CLUB LIMITED	n/a
NEW ASHINGTON LEISURE CENTRE	n/a
NEW ASHINGTON LEISURE CENTRE	n/a
NEW ASHINGTON LEISURE CENTRE	n/a
NEW ASHINGTON LEISURE CENTRE	n/a
NEW ASHINGTON LEISURE CENTRE	n/a
NEW ASHINGTON LEISURE CENTRE	n/a
NEWBIGGIN SPORTS & COMMUNITY CENTRE	n/a
NEWBIGGIN SPORTS & COMMUNITY CENTRE	n/a
NEWBIGGIN SPORTS & COMMUNITY CENTRE	n/a
NEWTON BYWELL COMMUNITY HALL	n/a
NO LIMITS HEALTH & FITNESS	n/a

APPENDIX 9: FACILITY AUDIT

Site Name	Site Id	Building Name or Number
NO LIMITS HEALTH & FITNESS	1006731	35-37
NO LIMITS HEALTH & FITNESS STUDIO (ALNWICK)	1003653	10
NO LIMITS HEALTH & FITNESS STUDIO (ALNWICK)	1003653	10
NORTHBURN SPORTS AND COMMUNITY CENTRE	1009948	
NORTHGATE HOSPITAL	1024962	
NORTHGATE HOSPITAL	1024962	
NORTHGATE HOSPITAL	1024962	
NORTHUMBERLAND COFE ACADEMY (JOSEPHINE BUTLER CAMPUS)	1052020	
NORTHUMBERLAND COFE ACADEMY (JOSEPHINE BUTLER CAMPUS)	1052020	
NORTHUMBERLAND COLLEGE (KIRKLEY HALL CAMPUS)	1037241	
OASIS HEALTH CLUB	1010697	18-20
OASIS HEALTH CLUB	1010697	18-20
OASIS HEALTH CLUB	1010697	18-20
OVINGHAM MIDDLE SCHOOL	6006372	
PARAMOUNT HEALTH & FITNESS	1001162	
PARAMOUNT HEALTH & FITNESS	1001162	
PONTELAND COMMUNITY HIGH SCHOOL	1005813	
PONTELAND COMMUNITY HIGH SCHOOL	1005813	
PONTELAND LEISURE CENTRE	1005814	
PONTELAND LEISURE CENTRE	1005814	
PONTELAND LEISURE CENTRE	1005814	
PONTELAND LEISURE CENTRE	1005814	
PONTELAND LEISURE CENTRE	1005814	
PONTELAND LEISURE CENTRE	1005814	
PONTELAND LEISURE CENTRE	1005814	
PONTELAND MIDDLE SCHOOL	30003883	
PRUDHOE FOOTBALL AND SPORTS CENTRE	1005815	
PRUDHOE FOOTBALL AND SPORTS CENTRE	1005815	
PRUDHOE WATERWORLD	1005816	
PRUDHOE WATERWORLD	1005816	
PRUDHOE WATERWORLD	1005816	
PRUDHOE WEST FIRST SCHOOL	1014004	
QUEEN ELIZABETH HIGH SCHOOL	1204552	
QUEEN ELIZABETH HIGH SCHOOL	1204552	

APPENDIX 9: FACILITY AUDIT

Site Name	Thoroughfare
NO LIMITS HEALTH & FITNESS	Fore Street
NO LIMITS HEALTH & FITNESS STUDIO (ALNWICK)	Fenkle Street
NO LIMITS HEALTH & FITNESS STUDIO (ALNWICK)	Fenkle Street
NORTHBURN SPORTS AND COMMUNITY CENTRE	Cheadle Avenue
NORTHGATE HOSPITAL	
NORTHGATE HOSPITAL	
NORTHGATE HOSPITAL	
NORTHUMBERLAND COFE ACADEMY (JOSEPHINE BUTLER CAMPUS)	Academy Road
NORTHUMBERLAND COFE ACADEMY (JOSEPHINE BUTLER CAMPUS)	Academy Road
NORTHUMBERLAND COLLEGE (KIRKLEY HALL CAMPUS)	
OASIS HEALTH CLUB	Woodhorn Road
OASIS HEALTH CLUB	Woodhorn Road
OASIS HEALTH CLUB	Woodhorn Road
OVINGHAM MIDDLE SCHOOL	
PARAMOUNT HEALTH & FITNESS	Glebe Road
PARAMOUNT HEALTH & FITNESS	Glebe Road
PONTELAND COMMUNITY HIGH SCHOOL	Callerton Lane
PONTELAND COMMUNITY HIGH SCHOOL	Callerton Lane
PONTELAND LEISURE CENTRE	Callerton Lane
PONTELAND LEISURE CENTRE	Callerton Lane
PONTELAND LEISURE CENTRE	Callerton Lane
PONTELAND LEISURE CENTRE	Callerton Lane
PONTELAND LEISURE CENTRE	Callerton Lane
PONTELAND LEISURE CENTRE	Callerton Lane
PONTELAND LEISURE CENTRE	Callerton Lane
PONTELAND MIDDLE SCHOOL	CALLERTON LANE
PRUDHOE FOOTBALL AND SPORTS CENTRE	Moor Road
PRUDHOE FOOTBALL AND SPORTS CENTRE	Moor Road
PRUDHOE WATERWORLD	Front Street
PRUDHOE WATERWORLD	Front Street
PRUDHOE WATERWORLD	Front Street
PRUDHOE WEST FIRST SCHOOL	West Road
QUEEN ELIZABETH HIGH SCHOOL	Whetstone Bridge Road
QUEEN ELIZABETH HIGH SCHOOL	Whetstone Bridge Road

APPENDIX 9: FACILITY AUDIT

Site Name	Post Town	Post Code
NO LIMITS HEALTH & FITNESS	Hexham	NE46 1LU
NO LIMITS HEALTH & FITNESS STUDIO (ALNWICK)	Alnwick	NE66 1HR
NO LIMITS HEALTH & FITNESS STUDIO (ALNWICK)	Alnwick	NE66 1HR
NORTHBURN SPORTS AND COMMUNITY CENTRE	Cramlington	NE23 3YT
NORTHGATE HOSPITAL	Morpeth	NE61 3BP
NORTHGATE HOSPITAL	Morpeth	NE61 3BP
NORTHGATE HOSPITAL	Morpeth	NE61 3BP
NORTHUMBERLAND COFE ACADEMY (JOSEPHINE BUTLER CAMPUS)	Ashington	NE63 9RZ
NORTHUMBERLAND COFE ACADEMY (JOSEPHINE BUTLER CAMPUS)	Ashington	NE63 9RZ
NORTHUMBERLAND COLLEGE (KIRKLEY HALL CAMPUS)	Newcastle upon Tyne	NE20 0AQ
OASIS HEALTH CLUB	Ashington	NE63 9AE
OASIS HEALTH CLUB	Ashington	NE63 9AE
OASIS HEALTH CLUB	Ashington	NE63 9AE
OVINGHAM MIDDLE SCHOOL	Ovingham	NE42 6DE
PARAMOUNT HEALTH & FITNESS	Bedlington	NE22 6JT
PARAMOUNT HEALTH & FITNESS	Bedlington	NE22 6JT
PONTELAND COMMUNITY HIGH SCHOOL	Newcastle upon Tyne	NE20 9EY
PONTELAND COMMUNITY HIGH SCHOOL	Newcastle upon Tyne	NE20 9EY
PONTELAND LEISURE CENTRE	Newcastle upon Tyne	NE20 9EG
PONTELAND LEISURE CENTRE	Newcastle upon Tyne	NE20 9EG
PONTELAND LEISURE CENTRE	Newcastle upon Tyne	NE20 9EG
PONTELAND LEISURE CENTRE	Newcastle upon Tyne	NE20 9EG
PONTELAND LEISURE CENTRE	Newcastle upon Tyne	NE20 9EG
PONTELAND LEISURE CENTRE	Newcastle upon Tyne	NE20 9EG
PONTELAND LEISURE CENTRE	Newcastle upon Tyne	NE20 9EG
PONTELAND MIDDLE SCHOOL	NEWCASTLE UPON TYNE	NE20 9EY
PRUDHOE FOOTBALL AND SPORTS CENTRE	Prudhoe	NE42 5LJ
PRUDHOE FOOTBALL AND SPORTS CENTRE	Prudhoe	NE42 5LJ
PRUDHOE WATERWORLD	Prudhoe	NE42 5DQ
PRUDHOE WATERWORLD	Prudhoe	NE42 5DQ
PRUDHOE WATERWORLD	Prudhoe	NE42 5DQ
PRUDHOE WEST FIRST SCHOOL	Prudhoe	NE42 6HR
QUEEN ELIZABETH HIGH SCHOOL	Hexham	NE46 3JB
QUEEN ELIZABETH HIGH SCHOOL	Hexham	NE46 3JB

APPENDIX 9: FACILITY AUDIT

Site Name	Facility Type	Facility Sub Type
NO LIMITS HEALTH & FITNESS	Studio	Studio
NO LIMITS HEALTH & FITNESS STUDIO (ALNWICK)	Health and Fitness Suite	Health and Fitness Suite
NO LIMITS HEALTH & FITNESS STUDIO (ALNWICK)	Studio	Studio
NORTHBURN SPORTS AND COMMUNITY CENTRE	Sports Hall	Activity Hall
NORTHGATE HOSPITAL	Health and Fitness Suite	Health and Fitness Suite
NORTHGATE HOSPITAL	Sports Hall	Activity Hall
NORTHGATE HOSPITAL	Sports Hall	Activity Hall
NORTHUMBERLAND COFE ACADEMY (JOSEPHINE BUTLER CAMPUS)	Sports Hall	Main
NORTHUMBERLAND COFE ACADEMY (JOSEPHINE BUTLER CAMPUS)	Studio	Studio
NORTHUMBERLAND COLLEGE (KIRKLEY HALL CAMPUS)	Sports Hall	Main
OASIS HEALTH CLUB	Health and Fitness Suite	Health and Fitness Suite
OASIS HEALTH CLUB	Studio	Studio
OASIS HEALTH CLUB	Studio	Studio
OVINGHAM MIDDLE SCHOOL	Sports Hall	Activity Hall
PARAMOUNT HEALTH & FITNESS	Health and Fitness Suite	Health and Fitness Suite
PARAMOUNT HEALTH & FITNESS	Studio	Studio
PONTELAND COMMUNITY HIGH SCHOOL	Sports Hall	Main
PONTELAND COMMUNITY HIGH SCHOOL	Sports Hall	Activity Hall
PONTELAND LEISURE CENTRE	Sports Hall	Main
PONTELAND LEISURE CENTRE	Swimming Pool	Main/General
PONTELAND LEISURE CENTRE	Swimming Pool	Learner/Teaching/Training
PONTELAND LEISURE CENTRE	Health and Fitness Suite	Health and Fitness Suite
PONTELAND LEISURE CENTRE	Studio	Studio
PONTELAND LEISURE CENTRE	Squash Courts	Normal
PONTELAND LEISURE CENTRE	Swimming Pool	Learner/Teaching/Training
PONTELAND MIDDLE SCHOOL	Sports Hall	Main
PRUDHOE FOOTBALL AND SPORTS CENTRE	Sports Hall	Main
PRUDHOE FOOTBALL AND SPORTS CENTRE	Health and Fitness Suite	Health and Fitness Suite
PRUDHOE WATERWORLD	Swimming Pool	Leisure Pool
PRUDHOE WATERWORLD	Health and Fitness Suite	Health and Fitness Suite
PRUDHOE WATERWORLD	Studio	Studio
PRUDHOE WEST FIRST SCHOOL	Sports Hall	Activity Hall
QUEEN ELIZABETH HIGH SCHOOL	Sports Hall	Activity Hall
QUEEN ELIZABETH HIGH SCHOOL	Sports Hall	Main

APPENDIX 9: FACILITY AUDIT

Site Name	Facility Id	Unit	Number	Changing Rooms
NO LIMITS HEALTH & FITNESS	4006572	Studios	0	Yes
NO LIMITS HEALTH & FITNESS STUDIO (ALNWICK)	2017404	Stations	26	Yes
NO LIMITS HEALTH & FITNESS STUDIO (ALNWICK)	30001368	Studios	0	Yes
NORTHBURN SPORTS AND COMMUNITY CENTRE	2028859	Badminton courts	1	Yes
NORTHGATE HOSPITAL	4085020	Stations	20	Yes
NORTHGATE HOSPITAL	4085021	Badminton courts	2	Yes
NORTHGATE HOSPITAL	4113958	Badminton courts	1	Yes
NORTHUMBERLAND COFE ACADEMY (JOSEPHINE BUTLER CAMPUS)	4126974	Badminton courts	4	Yes
NORTHUMBERLAND COFE ACADEMY (JOSEPHINE BUTLER CAMPUS)	4126975	Studios	n/a	Yes
NORTHUMBERLAND COLLEGE (KIRKLEY HALL CAMPUS)	2077975	Badminton courts	4	Yes
OASIS HEALTH CLUB	2021361	Stations	60	Yes
OASIS HEALTH CLUB	4008564	Studios	0	Yes
OASIS HEALTH CLUB	30001447	Studios	0	Yes
OVINGHAM MIDDLE SCHOOL	2080998	Badminton courts	1	Yes
PARAMOUNT HEALTH & FITNESS	2015845	Stations	50	Yes
PARAMOUNT HEALTH & FITNESS	4001080	Studios	1	Yes
PONTELAND COMMUNITY HIGH SCHOOL	2005589	Badminton courts	3	Yes
PONTELAND COMMUNITY HIGH SCHOOL	2071847	Badminton courts	0	Yes
PONTELAND LEISURE CENTRE	2005590	Badminton courts	4	Yes
PONTELAND LEISURE CENTRE	2013284	Lanes	5	Yes
PONTELAND LEISURE CENTRE	2013285	Lanes	0	Yes
PONTELAND LEISURE CENTRE	2018726	Stations	32	Yes
PONTELAND LEISURE CENTRE	4005591	Studios	0	Yes
PONTELAND LEISURE CENTRE	4037461	Courts	1	Yes
PONTELAND LEISURE CENTRE	4114016	Lanes	0	Yes
PONTELAND MIDDLE SCHOOL	30005457	Badminton courts	3	Yes
PRUDHOE FOOTBALL AND SPORTS CENTRE	2005592	Badminton courts	4	Yes
PRUDHOE FOOTBALL AND SPORTS CENTRE	2018727	Stations	14	Yes
PRUDHOE WATERWORLD	2013286	Lanes	4	Yes
PRUDHOE WATERWORLD	2018728	Stations	48	Yes
PRUDHOE WATERWORLD	4005593	Studios	0	Yes
PRUDHOE WEST FIRST SCHOOL	2026548	Badminton courts	2	Yes
QUEEN ELIZABETH HIGH SCHOOL	2214982	Badminton courts	1	Yes
QUEEN ELIZABETH HIGH SCHOOL	2214983	Badminton courts	3	Yes

APPENDIX 9: FACILITY AUDIT

Site Name	Disability
NO LIMITS HEALTH & FITNESS	No
NO LIMITS HEALTH & FITNESS STUDIO (ALNWICK)	Yes
NO LIMITS HEALTH & FITNESS STUDIO (ALNWICK)	Yes
NORTHBURN SPORTS AND COMMUNITY CENTRE	Yes
NORTHGATE HOSPITAL	Yes
NORTHGATE HOSPITAL	Yes
NORTHGATE HOSPITAL	Yes
NORTHUMBERLAND COFE ACADEMY (JOSEPHINE BUTLER CAMPUS)	Yes
NORTHUMBERLAND COFE ACADEMY (JOSEPHINE BUTLER CAMPUS)	Yes
NORTHUMBERLAND COLLEGE (KIRKLEY HALL CAMPUS)	Yes
OASIS HEALTH CLUB	Yes
OASIS HEALTH CLUB	Yes
OASIS HEALTH CLUB	Yes
OVINGHAM MIDDLE SCHOOL	Yes
PARAMOUNT HEALTH & FITNESS	Yes
PARAMOUNT HEALTH & FITNESS	Yes
PONTELAND COMMUNITY HIGH SCHOOL	Yes
PONTELAND COMMUNITY HIGH SCHOOL	Yes
PONTELAND LEISURE CENTRE	Yes
PONTELAND LEISURE CENTRE	Yes
PONTELAND LEISURE CENTRE	Yes
PONTELAND LEISURE CENTRE	Yes
PONTELAND LEISURE CENTRE	Yes
PONTELAND LEISURE CENTRE	Yes
PONTELAND LEISURE CENTRE	Yes
PONTELAND MIDDLE SCHOOL	Yes
PRUDHOE FOOTBALL AND SPORTS CENTRE	Yes
PRUDHOE FOOTBALL AND SPORTS CENTRE	Yes
PRUDHOE WATERWORLD	Yes
PRUDHOE WATERWORLD	Yes
PRUDHOE WATERWORLD	Yes
PRUDHOE WEST FIRST SCHOOL	Yes
QUEEN ELIZABETH HIGH SCHOOL	Yes
QUEEN ELIZABETH HIGH SCHOOL	Yes

APPENDIX 9: FACILITY AUDIT

Site Name	Disability Details
NO LIMITS HEALTH & FITNESS	Emergency exits
NO LIMITS HEALTH & FITNESS STUDIO (ALNWICK)	Emergency exits
NO LIMITS HEALTH & FITNESS STUDIO (ALNWICK)	
NORTHBURN SPORTS AND COMMUNITY CENTRE	Parking, Doorways, Changing facilities, Activity areas, Toilets, Social areas, Emergency exits
NORTHGATE HOSPITAL	Parking, Finding and reaching the entrance, Reception area, Doorways, Activity areas, Toilets, Social areas, Emergency exits
NORTHGATE HOSPITAL	Parking, Finding and reaching the entrance, Reception area, Doorways, Activity areas, Toilets, Social areas, Emergency exits
NORTHGATE HOSPITAL	Parking, Finding and reaching the entrance, Reception area, Doorways, Activity areas, Toilets, Social areas, Emergency exits
NORTHUMBERLAND COFE ACADEMY (JOSEPHINE BUTLER CAMPUS)	Parking, Finding and reaching the entrance, Reception area, Doorways, Changing facilities, Activity areas, Toilets, Social areas, Emergency exits
NORTHUMBERLAND COFE ACADEMY (JOSEPHINE BUTLER CAMPUS)	Parking, Finding and reaching the entrance, Reception area, Doorways, Changing facilities, Activity areas, Toilets, Social areas, Emergency exits
NORTHUMBERLAND COLLEGE (KIRKLEY HALL CAMPUS)	Parking, Finding and reaching the entrance, Reception area, Doorways, Changing facilities, Activity areas, Toilets, Social areas, Emergency exits
OASIS HEALTH CLUB	Doorways, Activity areas, Social areas, Emergency exits
OASIS HEALTH CLUB	Doorways, Changing facilities, Toilets, Social areas, Emergency exits
OASIS HEALTH CLUB	Changing facilities, Activity areas, Toilets, Social areas, Emergency exits
OVINGHAM MIDDLE SCHOOL	Parking, Finding and reaching the entrance, Reception area, Doorways, Changing facilities, Activity areas, Toilets, Social areas, Emergency exits
PARAMOUNT HEALTH & FITNESS	Parking, Reception area, Doorways, Changing facilities, Toilets, Emergency exits
PARAMOUNT HEALTH & FITNESS	Parking, Reception area, Doorways, Changing facilities, Toilets, Emergency exits
PONTELAND COMMUNITY HIGH SCHOOL	Parking, Finding and reaching the entrance, Reception area, Doorways, Changing facilities, Activity areas, Toilets, Social areas, Emergency exits
PONTELAND COMMUNITY HIGH SCHOOL	Parking, Finding and reaching the entrance, Reception area, Doorways, Changing facilities, Activity areas, Toilets, Social areas, Emergency exits
PONTELAND LEISURE CENTRE	Parking, Reception area, Doorways, Changing facilities, Activity areas, Toilets, Social areas, Emergency exits
PONTELAND LEISURE CENTRE	Parking, Reception area, Doorways, Changing facilities, Activity areas, Toilets, Social areas, Emergency exits
PONTELAND LEISURE CENTRE	Parking, Reception area, Doorways, Changing facilities, Activity areas, Toilets, Social areas, Emergency exits
PONTELAND LEISURE CENTRE	Parking, Reception area, Doorways, Changing facilities, Activity areas, Toilets, Social areas, Emergency exits
PONTELAND LEISURE CENTRE	Parking, Reception area, Doorways, Changing facilities, Activity areas, Toilets, Social areas, Emergency exits
PONTELAND LEISURE CENTRE	Parking, Reception area, Doorways, Changing facilities, Activity areas, Toilets, Social areas, Emergency exits
PONTELAND LEISURE CENTRE	Parking, Reception area, Doorways, Changing facilities, Activity areas, Toilets, Social areas, Emergency exits
PONTELAND MIDDLE SCHOOL	Finding and reaching the entrance, Reception area, Doorways, Changing facilities, Activity areas, Toilets, Social areas, Emergency exits
PRUDHOE FOOTBALL AND SPORTS CENTRE	Parking, Reception area, Doorways, Changing facilities, Toilets, Emergency exits
PRUDHOE FOOTBALL AND SPORTS CENTRE	Parking, Reception area, Doorways, Changing facilities, Toilets, Emergency exits
PRUDHOE WATERWORLD	Parking, Finding and reaching the entrance, Reception area, Doorways, Changing facilities, Activity areas, Toilets, Social areas, Emergency exits
PRUDHOE WATERWORLD	Parking, Finding and reaching the entrance, Reception area, Doorways, Changing facilities, Activity areas, Toilets, Social areas, Emergency exits
PRUDHOE WATERWORLD	Parking, Finding and reaching the entrance, Reception area, Doorways, Changing facilities, Activity areas, Toilets, Social areas, Emergency exits
PRUDHOE WEST FIRST SCHOOL	Parking, Finding and reaching the entrance, Reception area, Doorways, Changing facilities, Activity areas, Toilets, Social areas, Emergency exits
QUEEN ELIZABETH HIGH SCHOOL	Parking, Finding and reaching the entrance, Reception area, Doorways, Changing facilities, Activity areas, Toilets, Social areas, Emergency exits
QUEEN ELIZABETH HIGH SCHOOL	Parking, Finding and reaching the entrance, Reception area, Doorways, Changing facilities, Activity areas, Toilets, Social areas, Emergency exits

APPENDIX 9: FACILITY AUDIT

Site Name	Disability Notes
NO LIMITS HEALTH & FITNESS	
NO LIMITS HEALTH & FITNESS STUDIO (ALNWICK)	
NO LIMITS HEALTH & FITNESS STUDIO (ALNWICK)	On 1st and 2nd Floor
NORTHBURN SPORTS AND COMMUNITY CENTRE	
NORTHGATE HOSPITAL	
NORTHGATE HOSPITAL	
NORTHGATE HOSPITAL	
NORTHUMBERLAND COFE ACADEMY (JOSEPHINE BUTLER CAMPUS)	
NORTHUMBERLAND COFE ACADEMY (JOSEPHINE BUTLER CAMPUS)	
NORTHUMBERLAND COLLEGE (KIRKLEY HALL CAMPUS)	
OASIS HEALTH CLUB	
OASIS HEALTH CLUB	Changing Facilities: Dance Studio On 1st Floor
OASIS HEALTH CLUB	
OVINGHAM MIDDLE SCHOOL	
PARAMOUNT HEALTH & FITNESS	
PARAMOUNT HEALTH & FITNESS	
PONTELAND COMMUNITY HIGH SCHOOL	
PONTELAND COMMUNITY HIGH SCHOOL	
PONTELAND LEISURE CENTRE	
PONTELAND LEISURE CENTRE	
PONTELAND LEISURE CENTRE	
PONTELAND LEISURE CENTRE	
PONTELAND LEISURE CENTRE	
PONTELAND LEISURE CENTRE	
PONTELAND LEISURE CENTRE	
PONTELAND MIDDLE SCHOOL	
PRUDHOE FOOTBALL AND SPORTS CENTRE	
PRUDHOE FOOTBALL AND SPORTS CENTRE	
PRUDHOE WATERWORLD	
PRUDHOE WATERWORLD	
PRUDHOE WATERWORLD	
PRUDHOE WEST FIRST SCHOOL	
QUEEN ELIZABETH HIGH SCHOOL	
QUEEN ELIZABETH HIGH SCHOOL	

APPENDIX 9: FACILITY AUDIT

Site Name	Facility Status	Access Type
NO LIMITS HEALTH & FITNESS	Operational	Registered Membership use
NO LIMITS HEALTH & FITNESS STUDIO (ALNWICK)	Operational	Pay and Play
NO LIMITS HEALTH & FITNESS STUDIO (ALNWICK)	Operational	Pay and Play
NORTHBURN SPORTS AND COMMUNITY CENTRE	Operational	Pay and Play
NORTHGATE HOSPITAL	Operational	Private Use
NORTHGATE HOSPITAL	Operational	Private Use
NORTHGATE HOSPITAL	Operational	Private Use
NORTHUMBERLAND COFE ACADEMY (JOSEPHINE BUTLER CAMPUS)	Operational	Sports Club / Community Association
NORTHUMBERLAND COFE ACADEMY (JOSEPHINE BUTLER CAMPUS)	Operational	Private Use
NORTHUMBERLAND COLLEGE (KIRKLEY HALL CAMPUS)	Operational	Sports Club / Community Association
OASIS HEALTH CLUB	Operational	Pay and Play
OASIS HEALTH CLUB	Operational	Pay and Play
OASIS HEALTH CLUB	Operational	Pay and Play
OVINGHAM MIDDLE SCHOOL	Operational	Private Use
PARAMOUNT HEALTH & FITNESS	Operational	Registered Membership use
PARAMOUNT HEALTH & FITNESS	Operational	Registered Membership use
PONTELAND COMMUNITY HIGH SCHOOL	Operational	Pay and Play
PONTELAND COMMUNITY HIGH SCHOOL	Operational	Private Use
PONTELAND LEISURE CENTRE	Operational	Pay and Play
PONTELAND LEISURE CENTRE	Operational	Pay and Play
PONTELAND LEISURE CENTRE	Operational	Pay and Play
PONTELAND LEISURE CENTRE	Operational	Registered Membership use
PONTELAND LEISURE CENTRE	Operational	Registered Membership use
PONTELAND LEISURE CENTRE	Operational	Pay and Play
PONTELAND LEISURE CENTRE	Operational	Pay and Play
PONTELAND MIDDLE SCHOOL	Operational	Sports Club / Community Association
PRUDHOE FOOTBALL AND SPORTS CENTRE	Operational	Pay and Play
PRUDHOE FOOTBALL AND SPORTS CENTRE	Operational	Private Use
PRUDHOE WATERWORLD	Operational	Pay and Play
PRUDHOE WATERWORLD	Operational	Registered Membership use
PRUDHOE WATERWORLD	Operational	Pay and Play
PRUDHOE WEST FIRST SCHOOL	Operational	Sports Club / Community Association
QUEEN ELIZABETH HIGH SCHOOL	Operational	Pay and Play
QUEEN ELIZABETH HIGH SCHOOL	Operational	Pay and Play

APPENDIX 9: FACILITY AUDIT

Site Name	Ownership Type	Management Type
NO LIMITS HEALTH & FITNESS	Commercial	Commercial Management
NO LIMITS HEALTH & FITNESS STUDIO (ALNWICK)	Commercial	Commercial Management
NO LIMITS HEALTH & FITNESS STUDIO (ALNWICK)	Commercial	Commercial Management
NORTHBURN SPORTS AND COMMUNITY CENTRE	Local Authority	Trust
NORTHGATE HOSPITAL	Health Authority	Health Authority
NORTHGATE HOSPITAL	Health Authority	Health Authority
NORTHGATE HOSPITAL	Health Authority	Not Known
NORTHUMBERLAND COFE ACADEMY (JOSEPHINE BUTLER CAMPUS)	Academies	School/College/University (in house)
NORTHUMBERLAND COFE ACADEMY (JOSEPHINE BUTLER CAMPUS)	Academies	School/College/University (in house)
NORTHUMBERLAND COLLEGE (KIRKLEY HALL CAMPUS)	Further Education	School/College/University (in house)
OASIS HEALTH CLUB	Commercial	Commercial Management
OASIS HEALTH CLUB	Commercial	Commercial Management
OASIS HEALTH CLUB	Commercial	Commercial Management
OVINGHAM MIDDLE SCHOOL	Community school	School/College/University (in house)
PARAMOUNT HEALTH & FITNESS	Commercial	Commercial Management
PARAMOUNT HEALTH & FITNESS	Commercial	Commercial Management
PONTELAND COMMUNITY HIGH SCHOOL	Community school	School/College/University (in house)
PONTELAND COMMUNITY HIGH SCHOOL	Community school	School/College/University (in house)
PONTELAND LEISURE CENTRE	Local Authority	Trust
PONTELAND LEISURE CENTRE	Local Authority	Trust
PONTELAND LEISURE CENTRE	Local Authority	Trust
PONTELAND LEISURE CENTRE	Local Authority	Trust
PONTELAND LEISURE CENTRE	Local Authority	Trust
PONTELAND LEISURE CENTRE	Local Authority	Trust
PONTELAND LEISURE CENTRE	Local Authority	Trust
PONTELAND MIDDLE SCHOOL	Community school	School/College/University (in house)
PRUDHOE FOOTBALL AND SPORTS CENTRE	Community school	Trust
PRUDHOE FOOTBALL AND SPORTS CENTRE	Community school	Trust
PRUDHOE WATERWORLD	Local Authority	Trust
PRUDHOE WATERWORLD	Local Authority	Trust
PRUDHOE WATERWORLD	Local Authority	Trust
PRUDHOE WEST FIRST SCHOOL	Community school	Trust
QUEEN ELIZABETH HIGH SCHOOL	Community school	School/College/University (in house)
QUEEN ELIZABETH HIGH SCHOOL	Community school	School/College/University (in house)

APPENDIX 9: FACILITY AUDIT

Site Name	Year Built	Refurbished	Year Refurbished
NO LIMITS HEALTH & FITNESS	2000	Yes	2006
NO LIMITS HEALTH & FITNESS STUDIO (ALNWICK)	1997	Yes	2003
NO LIMITS HEALTH & FITNESS STUDIO (ALNWICK)	2014	No	n/a
NORTHBURN SPORTS AND COMMUNITY CENTRE	2005	No	n/a
NORTHGATE HOSPITAL	2009	No	n/a
NORTHGATE HOSPITAL	2011	Yes	2012
NORTHGATE HOSPITAL	2009	No	n/a
NORTHUMBERLAND COFE ACADEMY (JOSEPHINE BUTLER CAMPUS)	2012	No	n/a
NORTHUMBERLAND COFE ACADEMY (JOSEPHINE BUTLER CAMPUS)	2012	No	n/a
NORTHUMBERLAND COLLEGE (KIRKLEY HALL CAMPUS)	1988	No	n/a
OASIS HEALTH CLUB	1993	Yes	2014
OASIS HEALTH CLUB	1993	Yes	2014
OASIS HEALTH CLUB	n/a	No	n/a
OVINGHAM MIDDLE SCHOOL	1977	No	n/a
PARAMOUNT HEALTH & FITNESS	1996	Yes	2005
PARAMOUNT HEALTH & FITNESS	1996	Yes	2002
PONTELAND COMMUNITY HIGH SCHOOL	1980	No	n/a
PONTELAND COMMUNITY HIGH SCHOOL	1980	No	n/a
PONTELAND LEISURE CENTRE	1974	Yes	2008
PONTELAND LEISURE CENTRE	1991	Yes	1998
PONTELAND LEISURE CENTRE	1991	Yes	1998
PONTELAND LEISURE CENTRE	1991	Yes	2000
PONTELAND LEISURE CENTRE	1991	Yes	2000
PONTELAND LEISURE CENTRE	1974	No	n/a
PONTELAND LEISURE CENTRE	1991	Yes	1998
PONTELAND MIDDLE SCHOOL	n/a	No	n/a
PRUDHOE FOOTBALL AND SPORTS CENTRE	2016	No	n/a
PRUDHOE FOOTBALL AND SPORTS CENTRE	2016	No	n/a
PRUDHOE WATERWORLD	1990	Yes	2007
PRUDHOE WATERWORLD	2000	Yes	2016
PRUDHOE WATERWORLD	2000	Yes	2016
PRUDHOE WEST FIRST SCHOOL	2003	No	n/a
QUEEN ELIZABETH HIGH SCHOOL	1976	No	n/a
QUEEN ELIZABETH HIGH SCHOOL	1976	No	n/a

APPENDIX 9: FACILITY AUDIT

Site Name	Closed Date
NO LIMITS HEALTH & FITNESS	n/a
NO LIMITS HEALTH & FITNESS STUDIO (ALNWICK)	n/a
NO LIMITS HEALTH & FITNESS STUDIO (ALNWICK)	n/a
NORTHBURN SPORTS AND COMMUNITY CENTRE	n/a
NORTHGATE HOSPITAL	n/a
NORTHGATE HOSPITAL	n/a
NORTHGATE HOSPITAL	n/a
NORTHUMBERLAND COFE ACADEMY (JOSEPHINE BUTLER CAMPUS)	n/a
NORTHUMBERLAND COFE ACADEMY (JOSEPHINE BUTLER CAMPUS)	n/a
NORTHUMBERLAND COLLEGE (KIRKLEY HALL CAMPUS)	n/a
OASIS HEALTH CLUB	n/a
OASIS HEALTH CLUB	n/a
OASIS HEALTH CLUB	n/a
OVINGHAM MIDDLE SCHOOL	n/a
PARAMOUNT HEALTH & FITNESS	n/a
PARAMOUNT HEALTH & FITNESS	n/a
PONTELAND COMMUNITY HIGH SCHOOL	n/a
PONTELAND COMMUNITY HIGH SCHOOL	n/a
PONTELAND LEISURE CENTRE	n/a
PONTELAND LEISURE CENTRE	n/a
PONTELAND LEISURE CENTRE	n/a
PONTELAND LEISURE CENTRE	n/a
PONTELAND LEISURE CENTRE	n/a
PONTELAND LEISURE CENTRE	n/a
PONTELAND LEISURE CENTRE	n/a
PONTELAND MIDDLE SCHOOL	n/a
PRUDHOE FOOTBALL AND SPORTS CENTRE	n/a
PRUDHOE FOOTBALL AND SPORTS CENTRE	n/a
PRUDHOE WATERWORLD	n/a
PRUDHOE WATERWORLD	n/a
PRUDHOE WATERWORLD	n/a
PRUDHOE WEST FIRST SCHOOL	n/a
QUEEN ELIZABETH HIGH SCHOOL	n/a
QUEEN ELIZABETH HIGH SCHOOL	n/a

APPENDIX 9: FACILITY AUDIT

Site Name	Site Id	Building Name or Number
RAF BOULMER	1039066	
RAF BOULMER	1039066	
RAF BOULMER	1039066	
REAL FITNESS	30004501	UNIT 3A
REDE TYNE & COQUET SPORTS CENTRE	1005817	
RICHARD COATES C OF E MIDDLE SCHOOL	6006373	
RIVERDALE HALL HOTEL	1014797	
RIVERSIDE COUNTRY PARK	1014798	
ROTHBURY POOL & GYM	1005820	
ROTHBURY POOL & GYM	1005820	
SEAHOUSES MIDDLE SCHOOL	6017943	
SEATON SLUICE MIDDLE SCHOOL	6018033	
SHILBOTTLE COLLIERY WELFARE RECREATION GROUND	1206399	
SLALEY HALL, NORTHUMBERLAND	1000518	
SLALEY HALL, NORTHUMBERLAND	1000518	
SPORTING CLUB CRAMLINGTON	1008107	
SPORTING CLUB CRAMLINGTON	1008107	
SPORTING CLUB CRAMLINGTON	1008107	
SPORTING CLUB CRAMLINGTON	1008107	
ST BENEDICTS RC MIDDLE SCHOOL	6006347	
ST BENET BISCOP HIGH SCHOOL	1005822	
ST BENET BISCOP HIGH SCHOOL	1005822	
ST BENET BISCOP HIGH SCHOOL	1005822	
ST JOSEPHS RC MIDDLE SCHOOL	6017911	
ST MARY'S CHURCH OF ENGLAND MIDDLE SCHOOL	6006316	
ST PAUL'S RCVA MIDDLE SCHOOL	1044908	
ST WILFRIDS ROMAN CATHOLIC VOLUNTARY AIDED PRIMARY SCHOOL	6006494	
THE BLYTH ACADEMY	1005818	
THE BLYTH ACADEMY	1005818	
THE BLYTH ACADEMY	1005818	
THE DUCHESS'S COMMUNITY HIGH SCHOOL	30004520	
THE DUCHESS'S COMMUNITY HIGH SCHOOL	30004520	
THE DUCHESS'S COMMUNITY HIGH SCHOOL	30004520	
THE EVOLUTION GYM & TRAINING CENTRE	1000303	10a

APPENDIX 9: FACILITY AUDIT

Site Name	Thoroughfare
RAF BOULMER	
RAF BOULMER	
RAF BOULMER	
REAL FITNESS	SOUTH ROAD INDUSTRIAL ESTATE
REDE TYNE & COQUET SPORTS CENTRE	
RICHARD COATES C OF E MIDDLE SCHOOL	Thornhill Road
RIVERDALE HALL HOTEL	
RIVERSIDE COUNTRY PARK	South Road
ROTHBURY POOL & GYM	Silverton Lane
ROTHBURY POOL & GYM	Silverton Lane
SEAHOUSES MIDDLE SCHOOL	James Street
SEATON SLUICE MIDDLE SCHOOL	Alston Grove
SHILBOTTLE COLLIERY WELFARE RECREATION GROUND	Grange Road
SLALEY HALL, NORTHUMBERLAND	
SLALEY HALL, NORTHUMBERLAND	
SPORTING CLUB CRAMLINGTON	Highburn
SPORTING CLUB CRAMLINGTON	Highburn
SPORTING CLUB CRAMLINGTON	Highburn
SPORTING CLUB CRAMLINGTON	Highburn
ST BENEDICTS RC MIDDLE SCHOOL	Moorhouse Lane
ST BENET BISCOP HIGH SCHOOL	Ridge Terrace
ST BENET BISCOP HIGH SCHOOL	Ridge Terrace
ST BENET BISCOP HIGH SCHOOL	Ridge Terrace
ST JOSEPHS RC MIDDLE SCHOOL	Highford Lane
ST MARY'S CHURCH OF ENGLAND MIDDLE SCHOOL	Williams Way
ST PAUL'S RCVA MIDDLE SCHOOL	South Road
ST WILFRIDS ROMAN CATHOLIC VOLUNTARY AIDED PRIMARY SCHOOL	Claremont Terrace
THE BLYTH ACADEMY	Chase Farm Drive
THE BLYTH ACADEMY	Chase Farm Drive
THE BLYTH ACADEMY	Chase Farm Drive
THE DUCHESS'S COMMUNITY HIGH SCHOOL	TAYLOR DRIVE
THE DUCHESS'S COMMUNITY HIGH SCHOOL	TAYLOR DRIVE
THE DUCHESS'S COMMUNITY HIGH SCHOOL	TAYLOR DRIVE
THE EVOLUTION GYM & TRAINING CENTRE	Station Road

APPENDIX 9: FACILITY AUDIT

Site Name	Post Town	Post Code
RAF BOULMER	Alnwick	NE66 3JF
RAF BOULMER	Alnwick	NE66 3JF
RAF BOULMER	Alnwick	NE66 3JF
REAL FITNESS	ALNWICK	NE66 2NN
REDE TYNE & COQUET SPORTS CENTRE	Newcastle upon Tyne	NE19 1HE
RICHARD COATES C OF E MIDDLE SCHOOL	Newcastle upon Tyne	NE20 9QB
RIVERDALE HALL HOTEL	Hexham	NE48 2JT
RIVERSIDE COUNTRY PARK	Wooler	NE71 6NJ
ROTHBURY POOL & GYM	Morpeth	NE65 7RJ
ROTHBURY POOL & GYM	Morpeth	NE65 7RJ
SEAHOUSES MIDDLE SCHOOL	Seahouses	NE68 7YF
SEATON SLUICE MIDDLE SCHOOL	Whitley Bay	NE26 4JS
SHILBOTTLE COLLIERY WELFARE RECREATION GROUND	Alnwick	NE66 2XN
SLALEY HALL, NORTHUMBERLAND	Hexham	NE47 0BX
SLALEY HALL, NORTHUMBERLAND	Hexham	NE47 0BX
SPORTING CLUB CRAMLINGTON	Cramlington	NE23 6BN
SPORTING CLUB CRAMLINGTON	Cramlington	NE23 6BN
SPORTING CLUB CRAMLINGTON	Cramlington	NE23 6BN
SPORTING CLUB CRAMLINGTON	Cramlington	NE23 6BN
ST BENEDICTS RC MIDDLE SCHOOL	Ashington	NE63 9LR
ST BENET BISCOP HIGH SCHOOL	Bedlington	NE22 6ED
ST BENET BISCOP HIGH SCHOOL	Bedlington	NE22 6ED
ST BENET BISCOP HIGH SCHOOL	Bedlington	NE22 6ED
ST JOSEPHS RC MIDDLE SCHOOL	Hexham	NE46 2DD
ST MARY'S CHURCH OF ENGLAND MIDDLE SCHOOL	Belford	NE70 7NX
ST PAUL'S RCVA MIDDLE SCHOOL	Alnwick	NE66 2NU
ST WILFRIDS ROMAN CATHOLIC VOLUNTARY AIDED PRIMARY SCHOOL	Blyth	NE24 2LE
THE BLYTH ACADEMY	Blyth	NE24 4JP
THE BLYTH ACADEMY	Blyth	NE24 4JP
THE BLYTH ACADEMY	Blyth	NE24 4JP
THE DUCHESS'S COMMUNITY HIGH SCHOOL	ALNWICK	NE66 2DH
THE DUCHESS'S COMMUNITY HIGH SCHOOL	ALNWICK	NE66 2DH
THE DUCHESS'S COMMUNITY HIGH SCHOOL	ALNWICK	NE66 2DH
THE EVOLUTION GYM & TRAINING CENTRE	Bedlington	NE22 5HB

APPENDIX 9: FACILITY AUDIT

Site Name	Facility Type	Facility Sub Type
RAF BOULMER	Health and Fitness Suite	Health and Fitness Suite
RAF BOULMER	Sports Hall	Main
RAF BOULMER	Squash Courts	Normal
REAL FITNESS	Health and Fitness Suite	Health and Fitness Suite
REDE TYNE & COQUET SPORTS CENTRE	Sports Hall	Main
RICHARD COATES C OF E MIDDLE SCHOOL	Sports Hall	Activity Hall
RIVERDALE HALL HOTEL	Swimming Pool	Learner/Teaching/Training
RIVERSIDE COUNTRY PARK	Swimming Pool	Leisure Pool
ROTHBURY POOL & GYM	Swimming Pool	Learner/Teaching/Training
ROTHBURY POOL & GYM	Health and Fitness Suite	Health and Fitness Suite
SEAHOUSES MIDDLE SCHOOL	Sports Hall	Activity Hall
SEATON SLUICE MIDDLE SCHOOL	Sports Hall	Activity Hall
SHILBOTTLE COLLIERY WELFARE RECREATION GROUND	Sports Hall	Activity Hall
SLALEY HALL, NORTHUMBERLAND	Swimming Pool	Main/General
SLALEY HALL, NORTHUMBERLAND	Health and Fitness Suite	Health and Fitness Suite
SPORTING CLUB CRAMLINGTON	Sports Hall	Main
SPORTING CLUB CRAMLINGTON	Sports Hall	Activity Hall
SPORTING CLUB CRAMLINGTON	Health and Fitness Suite	Health and Fitness Suite
SPORTING CLUB CRAMLINGTON	Studio	Studio
ST BENEDICTS RC MIDDLE SCHOOL	Sports Hall	Activity Hall
ST BENET BISCOP HIGH SCHOOL	Sports Hall	Main
ST BENET BISCOP HIGH SCHOOL	Health and Fitness Suite	Health and Fitness Suite
ST BENET BISCOP HIGH SCHOOL	Studio	Studio
ST JOSEPHS RC MIDDLE SCHOOL	Sports Hall	Activity Hall
ST MARY'S CHURCH OF ENGLAND MIDDLE SCHOOL	Sports Hall	Activity Hall
ST PAUL'S RCVA MIDDLE SCHOOL	Sports Hall	Activity Hall
ST WILFRIDS ROMAN CATHOLIC VOLUNTARY AIDED PRIMARY SCHOOL	Sports Hall	Activity Hall
THE BLYTH ACADEMY	Sports Hall	Main
THE BLYTH ACADEMY	Sports Hall	Activity Hall
THE BLYTH ACADEMY	Studio	Studio
THE DUCHESS'S COMMUNITY HIGH SCHOOL	Sports Hall	Main
THE DUCHESS'S COMMUNITY HIGH SCHOOL	Health and Fitness Suite	Health and Fitness Suite
THE DUCHESS'S COMMUNITY HIGH SCHOOL	Sports Hall	Activity Hall
THE EVOLUTION GYM & TRAINING CENTRE	Health and Fitness Suite	Health and Fitness Suite

APPENDIX 9: FACILITY AUDIT

Site Name	Facility Id	Unit	Number	Changing Rooms
RAF BOULMER	2084192	Stations	50	Yes
RAF BOULMER	2084193	Badminton courts	6	Yes
RAF BOULMER	4084191	Courts	2	Yes
REAL FITNESS	30008293	Stations	26	Yes
REDE TYNE & COQUET SPORTS CENTRE	2005594	Badminton courts	3	Yes
RICHARD COATES C OF E MIDDLE SCHOOL	2082245	Badminton courts	1	Yes
RIVERDALE HALL HOTEL	2029548	Lanes	0	Yes
RIVERSIDE COUNTRY PARK	2029549	Lanes	0	Yes
ROTHBURY POOL & GYM	2022380	Lanes	0	Yes
ROTHBURY POOL & GYM	2084363	Stations	24	Yes
SEAHOUSES MIDDLE SCHOOL	2081147	Badminton courts	1	Yes
SEATON SLUICE MIDDLE SCHOOL	2085901	Badminton courts	1	Yes
SHILBOTTLE COLLIERY WELFARE RECREATION GROUND	4103881	Badminton courts	1	Yes
SLALEY HALL, NORTHUMBERLAND	2010107	Lanes	0	Yes
SLALEY HALL, NORTHUMBERLAND	2015258	Stations	18	Yes
SPORTING CLUB CRAMLINGTON	2006999	Badminton courts	4	Yes
SPORTING CLUB CRAMLINGTON	2007000	Badminton courts	2	Yes
SPORTING CLUB CRAMLINGTON	2019613	Stations	24	Yes
SPORTING CLUB CRAMLINGTON	4007001	Studios	1	Yes
ST BENEDICTS RC MIDDLE SCHOOL	2081121	Badminton courts	1	Yes
ST BENET BISCOP HIGH SCHOOL	2005601	Badminton courts	6	Yes
ST BENET BISCOP HIGH SCHOOL	2018731	Stations	7	Yes
ST BENET BISCOP HIGH SCHOOL	4005602	Studios	1	Yes
ST JOSEPHS RC MIDDLE SCHOOL	2083755	Badminton courts	1	Yes
ST MARY'S CHURCH OF ENGLAND MIDDLE SCHOOL	2080941	Badminton courts	1	Yes
ST PAUL'S RCVA MIDDLE SCHOOL	4113871	Badminton courts	1	Yes
ST WILFRIDS ROMAN CATHOLIC VOLUNTARY AIDED PRIMARY SCHOOL	2085473	Badminton courts	1	No
THE BLYTH ACADEMY	2005596	Badminton courts	4	Yes
THE BLYTH ACADEMY	2071354	Badminton courts	0	Yes
THE BLYTH ACADEMY	4005597	Studios	0	Yes
THE DUCHESS'S COMMUNITY HIGH SCHOOL	30008358	Badminton courts	3	Yes
THE DUCHESS'S COMMUNITY HIGH SCHOOL	30008359	Stations	8	Yes
THE DUCHESS'S COMMUNITY HIGH SCHOOL	30008360	Badminton courts	1	Yes
THE EVOLUTION GYM & TRAINING CENTRE	2015060	Stations	75	Yes

APPENDIX 9: FACILITY AUDIT

Site Name	Disability
RAF BOULMER	Yes
RAF BOULMER	Yes
RAF BOULMER	Yes
REAL FITNESS	Yes
REDE TYNE & COQUET SPORTS CENTRE	Yes
RICHARD COATES C OF E MIDDLE SCHOOL	Yes
RIVERDALE HALL HOTEL	Yes
RIVERSIDE COUNTRY PARK	Yes
ROTHBURY POOL & GYM	Yes
ROTHBURY POOL & GYM	Yes
SEAHOUSES MIDDLE SCHOOL	Yes
SEATON SLUICE MIDDLE SCHOOL	Yes
SHILBOTTLE COLLIERY WELFARE RECREATION GROUND	Yes
SLALEY HALL, NORTHUMBERLAND	Yes
SLALEY HALL, NORTHUMBERLAND	Yes
SPORTING CLUB CRAMLINGTON	Yes
SPORTING CLUB CRAMLINGTON	Yes
SPORTING CLUB CRAMLINGTON	Yes
SPORTING CLUB CRAMLINGTON	Yes
ST BENEDICTS RC MIDDLE SCHOOL	Yes
ST BENET BISCOP HIGH SCHOOL	Yes
ST BENET BISCOP HIGH SCHOOL	Yes
ST BENET BISCOP HIGH SCHOOL	Yes
ST JOSEPHS RC MIDDLE SCHOOL	Yes
ST MARY'S CHURCH OF ENGLAND MIDDLE SCHOOL	Yes
ST PAUL'S RCVA MIDDLE SCHOOL	Yes
ST WILFRIDS ROMAN CATHOLIC VOLUNTARY AIDED PRIMARY SCHOOL	Yes
THE BLYTH ACADEMY	Yes
THE BLYTH ACADEMY	Yes
THE BLYTH ACADEMY	Yes
THE DUCHESS'S COMMUNITY HIGH SCHOOL	Yes
THE DUCHESS'S COMMUNITY HIGH SCHOOL	Yes
THE DUCHESS'S COMMUNITY HIGH SCHOOL	Yes
THE EVOLUTION GYM & TRAINING CENTRE	Yes

APPENDIX 9: FACILITY AUDIT

Site Name	Disability Details
RAF BOULMER	Finding and reaching the entrance, Reception area, Doorways, Changing facilities
RAF BOULMER	Finding and reaching the entrance, Reception area, Doorways, Changing facilities
RAF BOULMER	Finding and reaching the entrance, Reception area, Doorways, Changing facilities
REAL FITNESS	Parking, Finding and reaching the entrance, Reception area, Doorways, Activity areas
REDE TYNE & COQUET SPORTS CENTRE	Finding and reaching the entrance, Reception area, Doorways, Changing facilities
RICHARD COATES C OF E MIDDLE SCHOOL	Parking, Finding and reaching the entrance, Reception area, Doorways, Changing facilities
RIVERDALE HALL HOTEL	Parking, Finding and reaching the entrance, Reception area, Doorways, Changing facilities
RIVERSIDE COUNTRY PARK	Finding and reaching the entrance, Reception area, Doorways, Changing facilities
ROTHBURY POOL & GYM	Parking, Finding and reaching the entrance, Reception area, Doorways, Changing facilities
ROTHBURY POOL & GYM	Parking, Finding and reaching the entrance, Reception area, Doorways, Changing facilities
SEAHOUSES MIDDLE SCHOOL	Parking, Finding and reaching the entrance, Reception area, Doorways, Activity areas
SEATON SLUICE MIDDLE SCHOOL	Parking, Finding and reaching the entrance, Reception area, Doorways, Activity areas
SHILBOTTLE COLLIERY WELFARE RECREATION GROUND	Parking, Finding and reaching the entrance, Doorways, Changing facilities, Activity areas
SLALEY HALL, NORTHUMBERLAND	Parking, Finding and reaching the entrance, Reception area, Doorways, Activity areas
SLALEY HALL, NORTHUMBERLAND	Parking, Finding and reaching the entrance, Reception area, Doorways, Activity areas
SPORTING CLUB CRAMLINGTON	Parking, Toilets
SPORTING CLUB CRAMLINGTON	Parking, Toilets
SPORTING CLUB CRAMLINGTON	Parking, Toilets
SPORTING CLUB CRAMLINGTON	Parking, Toilets
ST BENEDICTS RC MIDDLE SCHOOL	Parking, Finding and reaching the entrance, Reception area, Doorways, Changing facilities
ST BENET BISCOP HIGH SCHOOL	Parking, Finding and reaching the entrance, Reception area, Doorways, Changing facilities
ST BENET BISCOP HIGH SCHOOL	Parking, Finding and reaching the entrance, Reception area, Doorways, Changing facilities
ST BENET BISCOP HIGH SCHOOL	Parking, Finding and reaching the entrance, Reception area, Doorways, Changing facilities
ST JOSEPHS RC MIDDLE SCHOOL	Finding and reaching the entrance, Reception area, Doorways, Activity areas, Toilets
ST MARY'S CHURCH OF ENGLAND MIDDLE SCHOOL	Parking, Finding and reaching the entrance, Reception area, Doorways, Changing facilities
ST PAUL'S RCVA MIDDLE SCHOOL	Parking, Finding and reaching the entrance, Reception area, Doorways, Changing facilities
ST WILFRIDS ROMAN CATHOLIC VOLUNTARY AIDED PRIMARY SCHOOL	Parking, Finding and reaching the entrance, Reception area, Doorways, Activity areas
THE BLYTH ACADEMY	Parking, Finding and reaching the entrance, Reception area, Doorways, Activity areas
THE BLYTH ACADEMY	Parking, Finding and reaching the entrance, Reception area, Doorways, Activity areas
THE BLYTH ACADEMY	Parking, Finding and reaching the entrance, Reception area, Doorways, Activity areas
THE DUCHESS'S COMMUNITY HIGH SCHOOL	Finding and reaching the entrance, Toilets, Emergency exits
THE DUCHESS'S COMMUNITY HIGH SCHOOL	Finding and reaching the entrance, Toilets, Emergency exits
THE DUCHESS'S COMMUNITY HIGH SCHOOL	Finding and reaching the entrance, Toilets, Emergency exits
THE EVOLUTION GYM & TRAINING CENTRE	Emergency exits

APPENDIX 9: FACILITY AUDIT

Site Name	Disability Notes
RAF BOULMER	
RAF BOULMER	
RAF BOULMER	
REAL FITNESS	
REDE TYNE & COQUET SPORTS CENTRE	
RICHARD COATES C OF E MIDDLE SCHOOL	
RIVERDALE HALL HOTEL	
RIVERSIDE COUNTRY PARK	
ROTHBURY POOL & GYM	
ROTHBURY POOL & GYM	
SEAHOUSES MIDDLE SCHOOL	
SEATON SLUICE MIDDLE SCHOOL	
SHILBOTTLE COLLIERY WELFARE RECREATION GROUND	
SLALEY HALL, NORTHUMBERLAND	
SLALEY HALL, NORTHUMBERLAND	
SPORTING CLUB CRAMLINGTON	
SPORTING CLUB CRAMLINGTON	Lift
SPORTING CLUB CRAMLINGTON	Lift
SPORTING CLUB CRAMLINGTON	Lift
ST BENEDICTS RC MIDDLE SCHOOL	
ST BENET BISCOP HIGH SCHOOL	
ST BENET BISCOP HIGH SCHOOL	
ST BENET BISCOP HIGH SCHOOL	
ST JOSEPHS RC MIDDLE SCHOOL	
ST MARY'S CHURCH OF ENGLAND MIDDLE SCHOOL	
ST PAUL'S RCVA MIDDLE SCHOOL	
ST WILFRIDS ROMAN CATHOLIC VOLUNTARY AIDED PRIMARY SCHOOL	
THE BLYTH ACADEMY	
THE BLYTH ACADEMY	
THE BLYTH ACADEMY	
THE DUCHESS'S COMMUNITY HIGH SCHOOL	
THE DUCHESS'S COMMUNITY HIGH SCHOOL	
THE DUCHESS'S COMMUNITY HIGH SCHOOL	
THE EVOLUTION GYM & TRAINING CENTRE	

APPENDIX 9: FACILITY AUDIT

Site Name	Facility Status	Access Type
RAF BOULMER	Operational	Private Use
RAF BOULMER	Operational	Sports Club / Community Association
RAF BOULMER	Operational	Private Use
REAL FITNESS	Operational	Registered Membership use
REDE TYNE & COQUET SPORTS CENTRE	Operational	Pay and Play
RICHARD COATES C OF E MIDDLE SCHOOL	Operational	Sports Club / Community Association
RIVERDALE HALL HOTEL	Operational	Pay and Play
RIVERSIDE COUNTRY PARK	Operational	Private Use
ROTHBURY POOL & GYM	Operational	Pay and Play
ROTHBURY POOL & GYM	Operational	Pay and Play
SEAHOUSES MIDDLE SCHOOL	Operational	Private Use
SEATON SLUICE MIDDLE SCHOOL	Operational	Private Use
SHILBOTTLE COLLIERY WELFARE RECREATION GROUND	Operational	Sports Club / Community Association
SLALEY HALL, NORTHUMBERLAND	Operational	Registered Membership use
SLALEY HALL, NORTHUMBERLAND	Operational	Registered Membership use
SPORTING CLUB CRAMLINGTON	Operational	Pay and Play
SPORTING CLUB CRAMLINGTON	Operational	Pay and Play
SPORTING CLUB CRAMLINGTON	Operational	Pay and Play
SPORTING CLUB CRAMLINGTON	Operational	Pay and Play
ST BENEDICTS RC MIDDLE SCHOOL	Operational	Private Use
ST BENET BISCOP HIGH SCHOOL	Operational	Sports Club / Community Association
ST BENET BISCOP HIGH SCHOOL	Operational	Sports Club / Community Association
ST BENET BISCOP HIGH SCHOOL	Operational	Sports Club / Community Association
ST JOSEPHS RC MIDDLE SCHOOL	Operational	Sports Club / Community Association
ST MARY'S CHURCH OF ENGLAND MIDDLE SCHOOL	Operational	Sports Club / Community Association
ST PAUL'S RCVA MIDDLE SCHOOL	Operational	Private Use
ST WILFRIDS ROMAN CATHOLIC VOLUNTARY AIDED PRIMARY SCHOOL	Operational	Private Use
THE BLYTH ACADEMY	Operational	Sports Club / Community Association
THE BLYTH ACADEMY	Operational	Sports Club / Community Association
THE BLYTH ACADEMY	Operational	Sports Club / Community Association
THE DUCHESS'S COMMUNITY HIGH SCHOOL	Operational	Private Use
THE DUCHESS'S COMMUNITY HIGH SCHOOL	Operational	Private Use
THE DUCHESS'S COMMUNITY HIGH SCHOOL	Operational	Private Use
THE EVOLUTION GYM & TRAINING CENTRE	Operational	Pay and Play

APPENDIX 9: FACILITY AUDIT

Site Name	Ownership Type	Management Type
RAF BOULMER	MOD	MOD
RAF BOULMER	MOD	MOD
RAF BOULMER	MOD	MOD
REAL FITNESS	Commercial	Commercial Management
REDE TYNE & COQUET SPORTS CENTRE	Local Authority	Community Organisation
RICHARD COATES C OF E MIDDLE SCHOOL	Voluntary Aided School	School/College/University (in house)
RIVERDALE HALL HOTEL	Commercial	Commercial Management
RIVERSIDE COUNTRY PARK	Commercial	Commercial Management
ROTHBURY POOL & GYM	Voluntary Aided School	Trust
ROTHBURY POOL & GYM	Voluntary Aided School	Trust
SEAHOUSES MIDDLE SCHOOL	Community school	School/College/University (in house)
SEATON SLUICE MIDDLE SCHOOL	Community school	School/College/University (in house)
SHILBOTTLE COLLIERY WELFARE RECREATION GROUND	Local Authority	Local Authority (in house)
SLALEY HALL, NORTHUMBERLAND	Commercial	Commercial Management
SLALEY HALL, NORTHUMBERLAND	Commercial	Commercial Management
SPORTING CLUB CRAMLINGTON	Community school	Trust
SPORTING CLUB CRAMLINGTON	Community school	Trust
SPORTING CLUB CRAMLINGTON	Community school	Trust
SPORTING CLUB CRAMLINGTON	Community school	Trust
ST BENEDICTS RC MIDDLE SCHOOL	Voluntary Aided School	Other
ST BENET BISCOP HIGH SCHOOL	Academies	School/College/University (in house)
ST BENET BISCOP HIGH SCHOOL	Academies	School/College/University (in house)
ST BENET BISCOP HIGH SCHOOL	Academies	School/College/University (in house)
ST JOSEPHS RC MIDDLE SCHOOL	Voluntary Aided School	School/College/University (in house)
ST MARY'S CHURCH OF ENGLAND MIDDLE SCHOOL	Voluntary Aided School	School/College/University (in house)
ST PAUL'S RCVA MIDDLE SCHOOL	Voluntary Aided School	School/College/University (in house)
ST WILFRIDS ROMAN CATHOLIC VOLUNTARY AIDED PRIMARY SCHOOL	Voluntary Aided School	School/College/University (in house)
THE BLYTH ACADEMY	Academies	School/College/University (in house)
THE BLYTH ACADEMY	Academies	School/College/University (in house)
THE BLYTH ACADEMY	Academies	School/College/University (in house)
THE DUCHESS'S COMMUNITY HIGH SCHOOL	Community school	School/College/University (in house)
THE DUCHESS'S COMMUNITY HIGH SCHOOL	Community school	School/College/University (in house)
THE DUCHESS'S COMMUNITY HIGH SCHOOL	Community school	School/College/University (in house)
THE EVOLUTION GYM & TRAINING CENTRE	Commercial	Commercial Management

APPENDIX 9: FACILITY AUDIT

Site Name	Year Built	Refurbished	Year Refurbished
RAF BOULMER	1975	Yes	2005
RAF BOULMER	1992	No	n/a
RAF BOULMER	1980	Yes	2012
REAL FITNESS	n/a	No	n/a
REDE TYNE & COQUET SPORTS CENTRE	1988	Yes	2006
RICHARD COATES C OF E MIDDLE SCHOOL	1958	No	n/a
RIVERDALE HALL HOTEL	1983	Yes	2015
RIVERSIDE COUNTRY PARK	1993	No	n/a
ROTHBURY POOL & GYM	2006	No	n/a
ROTHBURY POOL & GYM	2008	No	n/a
SEAHOUSES MIDDLE SCHOOL	1960	No	n/a
SEATON SLUICE MIDDLE SCHOOL	1970	No	n/a
SHILBOTTLE COLLIERY WELFARE RECREATION GROUND	2010	No	n/a
SLALEY HALL, NORTHUMBERLAND	1995	Yes	2008
SLALEY HALL, NORTHUMBERLAND	1995	Yes	2014
SPORTING CLUB CRAMLINGTON	2002	No	n/a
SPORTING CLUB CRAMLINGTON	2002	No	n/a
SPORTING CLUB CRAMLINGTON	2002	Yes	2009
SPORTING CLUB CRAMLINGTON	2002	No	n/a
ST BENEDICTS RC MIDDLE SCHOOL	1970	Yes	2008
ST BENET BISCOP HIGH SCHOOL	1960	Yes	2003
ST BENET BISCOP HIGH SCHOOL	1975	Yes	2003
ST BENET BISCOP HIGH SCHOOL	2002	No	n/a
ST JOSEPHS RC MIDDLE SCHOOL	1976	No	n/a
ST MARY'S CHURCH OF ENGLAND MIDDLE SCHOOL	1962	No	n/a
ST PAUL'S RCVA MIDDLE SCHOOL	2010	No	n/a
ST WILFRIDS ROMAN CATHOLIC VOLUNTARY AIDED PRIMARY SCHOOL	1914	No	n/a
THE BLYTH ACADEMY	1975	Yes	1993
THE BLYTH ACADEMY	2002	No	n/a
THE BLYTH ACADEMY	2002	No	n/a
THE DUCHESS'S COMMUNITY HIGH SCHOOL	2016	No	n/a
THE DUCHESS'S COMMUNITY HIGH SCHOOL	2016	No	n/a
THE DUCHESS'S COMMUNITY HIGH SCHOOL	2016	No	n/a
THE EVOLUTION GYM & TRAINING CENTRE	1986	Yes	2011

APPENDIX 9: FACILITY AUDIT

Site Name	Closed Date
RAF BOULMER	n/a
RAF BOULMER	n/a
RAF BOULMER	n/a
REAL FITNESS	n/a
REDE TYNE & COQUET SPORTS CENTRE	n/a
RICHARD COATES C OF E MIDDLE SCHOOL	n/a
RIVERDALE HALL HOTEL	n/a
RIVERSIDE COUNTRY PARK	n/a
ROTHBURY POOL & GYM	n/a
ROTHBURY POOL & GYM	n/a
SEAHOUSES MIDDLE SCHOOL	n/a
SEATON SLUICE MIDDLE SCHOOL	n/a
SHILBOTTLE COLLIERY WELFARE RECREATION GROUND	n/a
SLALEY HALL, NORTHUMBERLAND	n/a
SLALEY HALL, NORTHUMBERLAND	n/a
SPORTING CLUB CRAMLINGTON	n/a
SPORTING CLUB CRAMLINGTON	n/a
SPORTING CLUB CRAMLINGTON	n/a
SPORTING CLUB CRAMLINGTON	n/a
ST BENEDICTS RC MIDDLE SCHOOL	n/a
ST BENET BISCOP HIGH SCHOOL	n/a
ST BENET BISCOP HIGH SCHOOL	n/a
ST BENET BISCOP HIGH SCHOOL	n/a
ST JOSEPHS RC MIDDLE SCHOOL	n/a
ST MARY'S CHURCH OF ENGLAND MIDDLE SCHOOL	n/a
ST PAUL'S RCVA MIDDLE SCHOOL	n/a
ST WILFRIDS ROMAN CATHOLIC VOLUNTARY AIDED PRIMARY SCHOOL	n/a
THE BLYTH ACADEMY	n/a
THE BLYTH ACADEMY	n/a
THE BLYTH ACADEMY	n/a
THE DUCHESS'S COMMUNITY HIGH SCHOOL	n/a
THE DUCHESS'S COMMUNITY HIGH SCHOOL	n/a
THE DUCHESS'S COMMUNITY HIGH SCHOOL	n/a
THE EVOLUTION GYM & TRAINING CENTRE	n/a

APPENDIX 9: FACILITY AUDIT

Site Name	Site Id	Building Name or Number
THE EVOLUTION GYM & TRAINING CENTRE	1000303	10a
THE KING EDWARD VI SCHOOL	6007444	
THE KING EDWARD VI SCHOOL	6007444	
THE KING EDWARD VI SCHOOL	6007444	
THE KING EDWARD VI SCHOOL	6007444	
THE MUNROE HALL AT WYLAM INSTITUTE	1039032	
THE OCEAN CLUB	1014220	
THE OCEAN CLUB	1014220	
THE OCEAN CLUB	1014220	
THE OCEAN CLUB	1014220	
THE SWAN CENTRE FOR LEISURE	1005800	
THE SWAN CENTRE FOR LEISURE	1005800	
THE SWAN CENTRE FOR LEISURE	1005800	
THE SWAN CENTRE FOR LEISURE	1005800	
THE SWAN CENTRE FOR LEISURE	1005800	
THE SWAN CENTRE FOR LEISURE	1005800	
THE SWAN CENTRE FOR LEISURE	1005800	
THE SWAN CENTRE FOR LEISURE	1005800	
TROPICANA HEALTH & FITNESS CLUB	1010700	76
TROPICANA HEALTH & FITNESS CLUB	1010700	76
TWEEDMOUTH COMMUNITY MIDDLE SCHOOL	6006495	
TYNEDALE RUGBY FOOTBALL CLUB LTD	1206853	
VILLAGE FARM HEALTH CLUB	1003672	Village Farm
VILLAGE FARM HEALTH CLUB	1003672	Village Farm
WENTWORTH LEISURE CENTRE	1005824	Wentworth Park
WENTWORTH LEISURE CENTRE	1005824	Wentworth Park
WENTWORTH LEISURE CENTRE	1005824	Wentworth Park
WENTWORTH LEISURE CENTRE	1005824	Wentworth Park
WENTWORTH LEISURE CENTRE	1005824	Wentworth Park
WENTWORTH LEISURE CENTRE	1005824	Wentworth Park
WENTWORTH LEISURE CENTRE	1005824	Wentworth Park
WENTWORTH LEISURE CENTRE	1005824	Wentworth Park
WENTWORTH LEISURE CENTRE	1005824	Wentworth Park

APPENDIX 9: FACILITY AUDIT

Site Name	Thoroughfare
THE EVOLUTION GYM & TRAINING CENTRE	Station Road
THE KING EDWARD VI SCHOOL	Cottingwood Lane
THE KING EDWARD VI SCHOOL	Cottingwood Lane
THE KING EDWARD VI SCHOOL	Cottingwood Lane
THE KING EDWARD VI SCHOOL	Cottingwood Lane
THE MUNROE HALL AT WYLAM INSTITUTE	Church Road
THE OCEAN CLUB	Seafield Road
THE OCEAN CLUB	Seafield Road
THE OCEAN CLUB	Seafield Road
THE OCEAN CLUB	Seafield Road
THE SWAN CENTRE FOR LEISURE	Northumberland Road
THE SWAN CENTRE FOR LEISURE	Northumberland Road
THE SWAN CENTRE FOR LEISURE	Northumberland Road
THE SWAN CENTRE FOR LEISURE	Northumberland Road
THE SWAN CENTRE FOR LEISURE	Northumberland Road
THE SWAN CENTRE FOR LEISURE	Northumberland Road
THE SWAN CENTRE FOR LEISURE	Northumberland Road
THE SWAN CENTRE FOR LEISURE	Northumberland Road
THE SWAN CENTRE FOR LEISURE	Northumberland Road
TROPICANA HEALTH & FITNESS CLUB	Newgate Street
TROPICANA HEALTH & FITNESS CLUB	Newgate Street
TWEEDMOUTH COMMUNITY MIDDLE SCHOOL	Billendean Terrace
TYNEDALE RUGBY FOOTBALL CLUB LTD	Tynedale Park
VILLAGE FARM HEALTH CLUB	
VILLAGE FARM HEALTH CLUB	
WENTWORTH LEISURE CENTRE	
WENTWORTH LEISURE CENTRE	
WENTWORTH LEISURE CENTRE	
WENTWORTH LEISURE CENTRE	
WENTWORTH LEISURE CENTRE	
WENTWORTH LEISURE CENTRE	
WENTWORTH LEISURE CENTRE	
WENTWORTH LEISURE CENTRE	

APPENDIX 9: FACILITY AUDIT

Site Name	Post Town	Post Code
THE EVOLUTION GYM & TRAINING CENTRE	Bedlington	NE22 5HB
THE KING EDWARD VI SCHOOL	Morpeth	NE61 1DN
THE KING EDWARD VI SCHOOL	Morpeth	NE61 1DN
THE KING EDWARD VI SCHOOL	Morpeth	NE61 1DN
THE KING EDWARD VI SCHOOL	Morpeth	NE61 1DN
THE MUNROE HALL AT WYLAM INSTITUTE	Wylam	NE41 8AP
THE OCEAN CLUB	Seahouses	NE68 7SP
THE OCEAN CLUB	Seahouses	NE68 7SP
THE OCEAN CLUB	Seahouses	NE68 7SP
THE OCEAN CLUB	Seahouses	NE68 7SP
THE SWAN CENTRE FOR LEISURE	Berwick-upon-Tweed	TD15 2AS
THE SWAN CENTRE FOR LEISURE	Berwick-upon-Tweed	TD15 2AS
THE SWAN CENTRE FOR LEISURE	Berwick-upon-Tweed	TD15 2AS
THE SWAN CENTRE FOR LEISURE	Berwick-upon-Tweed	TD15 2AS
THE SWAN CENTRE FOR LEISURE	Berwick-upon-Tweed	TD15 2AS
THE SWAN CENTRE FOR LEISURE	Berwick-upon-Tweed	TD15 2AS
THE SWAN CENTRE FOR LEISURE	Berwick-upon-Tweed	TD15 2AS
THE SWAN CENTRE FOR LEISURE	Berwick-upon-Tweed	TD15 2AS
THE SWAN CENTRE FOR LEISURE	Berwick-upon-Tweed	TD15 2AS
TROPICANA HEALTH & FITNESS CLUB	Morpeth	NE61 1BQ
TROPICANA HEALTH & FITNESS CLUB	Morpeth	NE61 1BQ
TWEEDMOUTH COMMUNITY MIDDLE SCHOOL	Berwick-upon-Tweed	TD15 2DJ
TYNEDALE RUGBY FOOTBALL CLUB LTD	Corbridge	NE45 5AY
VILLAGE FARM HEALTH CLUB	Alnwick	NE66 2XS
VILLAGE FARM HEALTH CLUB	Alnwick	NE66 2XS
WENTWORTH LEISURE CENTRE	Hexham	NE46 3PD
WENTWORTH LEISURE CENTRE	Hexham	NE46 3PD
WENTWORTH LEISURE CENTRE	Hexham	NE46 3PD
WENTWORTH LEISURE CENTRE	Hexham	NE46 3PD
WENTWORTH LEISURE CENTRE	Hexham	NE46 3PD
WENTWORTH LEISURE CENTRE	Hexham	NE46 3PD
WENTWORTH LEISURE CENTRE	Hexham	NE46 3PD
WENTWORTH LEISURE CENTRE	Hexham	NE46 3PD
WENTWORTH LEISURE CENTRE	Hexham	NE46 3PD

APPENDIX 9: FACILITY AUDIT

Site Name	Facility Type	Facility Sub Type
THE EVOLUTION GYM & TRAINING CENTRE	Studio	Studio
THE KING EDWARD VI SCHOOL	Health and Fitness Suite	Health and Fitness Suite
THE KING EDWARD VI SCHOOL	Sports Hall	Activity Hall
THE KING EDWARD VI SCHOOL	Sports Hall	Activity Hall
THE KING EDWARD VI SCHOOL	Athletics Tracks	Synthetic
THE MUNROE HALL AT WYLAM INSTITUTE	Sports Hall	Activity Hall
THE OCEAN CLUB	Health and Fitness Suite	Health and Fitness Suite
THE OCEAN CLUB	Swimming Pool	Main/General
THE OCEAN CLUB	Swimming Pool	Leisure Pool
THE OCEAN CLUB	Studio	Studio
THE SWAN CENTRE FOR LEISURE	Sports Hall	Main
THE SWAN CENTRE FOR LEISURE	Swimming Pool	Main/General
THE SWAN CENTRE FOR LEISURE	Swimming Pool	Learner/Teaching/Training
THE SWAN CENTRE FOR LEISURE	Health and Fitness Suite	Health and Fitness Suite
THE SWAN CENTRE FOR LEISURE	Indoor Bowls	Indoor Bowls
THE SWAN CENTRE FOR LEISURE	Studio	Studio
THE SWAN CENTRE FOR LEISURE	Squash Courts	Normal
THE SWAN CENTRE FOR LEISURE	Squash Courts	Glass-backed
THE SWAN CENTRE FOR LEISURE	Studio	Studio
TROPICANA HEALTH & FITNESS CLUB	Health and Fitness Suite	Health and Fitness Suite
TROPICANA HEALTH & FITNESS CLUB	Studio	Studio
TWEEDMOUTH COMMUNITY MIDDLE SCHOOL	Sports Hall	Activity Hall
TYNEDALE RUGBY FOOTBALL CLUB LTD	Health and Fitness Suite	Health and Fitness Suite
VILLAGE FARM HEALTH CLUB	Swimming Pool	Main/General
VILLAGE FARM HEALTH CLUB	Health and Fitness Suite	Health and Fitness Suite
WENTWORTH LEISURE CENTRE	Sports Hall	Main
WENTWORTH LEISURE CENTRE	Athletics Tracks	Synthetic
WENTWORTH LEISURE CENTRE	Health and Fitness Suite	Health and Fitness Suite
WENTWORTH LEISURE CENTRE	Swimming Pool	Main/General
WENTWORTH LEISURE CENTRE	Swimming Pool	Learner/Teaching/Training
WENTWORTH LEISURE CENTRE	Studio	Studio
WENTWORTH LEISURE CENTRE	Studio	Studio
WENTWORTH LEISURE CENTRE	Studio	Studio
WENTWORTH LEISURE CENTRE	Studio	Studio

APPENDIX 9: FACILITY AUDIT

Site Name	Facility Id	Unit	Number	Changing Rooms
THE EVOLUTION GYM & TRAINING CENTRE	30001066	Studios	1	Yes
THE KING EDWARD VI SCHOOL	2080923	Stations	16	Yes
THE KING EDWARD VI SCHOOL	2080974	Badminton courts	1	Yes
THE KING EDWARD VI SCHOOL	2080975	Badminton courts	1	Yes
THE KING EDWARD VI SCHOOL	4101671	Lanes	6	Yes
THE MUNROE HALL AT WYLAM INSTITUTE	2084067	Badminton courts	1	No
THE OCEAN CLUB	2029653	Stations	28	Yes
THE OCEAN CLUB	2029654	Lanes	1	Yes
THE OCEAN CLUB	4102353	Lanes	0	Yes
THE OCEAN CLUB	30000967	Studios	1	Yes
THE SWAN CENTRE FOR LEISURE	2005573	Badminton courts	4	Yes
THE SWAN CENTRE FOR LEISURE	2013275	Lanes	5	Yes
THE SWAN CENTRE FOR LEISURE	2013276	Lanes	0	Yes
THE SWAN CENTRE FOR LEISURE	2018719	Stations	42	Yes
THE SWAN CENTRE FOR LEISURE	2071419	Rinks	4	Yes
THE SWAN CENTRE FOR LEISURE	4005574	Studios	0	Yes
THE SWAN CENTRE FOR LEISURE	4037457	Courts	1	Yes
THE SWAN CENTRE FOR LEISURE	4071276	Courts	1	Yes
THE SWAN CENTRE FOR LEISURE	30001501	Studios	0	Yes
TROPICANA HEALTH & FITNESS CLUB	2021364	Stations	68	Yes
TROPICANA HEALTH & FITNESS CLUB	4083366	Studios	0	Yes
TWEEDMOUTH COMMUNITY MIDDLE SCHOOL	2080932	Badminton courts	1	Yes
TYNEDALE RUGBY FOOTBALL CLUB LTD	2083642	Stations	9	Yes
VILLAGE FARM HEALTH CLUB	2011619	Lanes	0	Yes
VILLAGE FARM HEALTH CLUB	2017422	Stations	30	Yes
WENTWORTH LEISURE CENTRE	2005603	Badminton courts	6	Yes
WENTWORTH LEISURE CENTRE	2009374	Lanes	6	Yes
WENTWORTH LEISURE CENTRE	2018732	Stations	77	Yes
WENTWORTH LEISURE CENTRE	2038197	Lanes	6	Yes
WENTWORTH LEISURE CENTRE	2039065	Lanes	0	Yes
WENTWORTH LEISURE CENTRE	4005604	Studios	0	Yes
WENTWORTH LEISURE CENTRE	4081225	Studios	0	Yes
WENTWORTH LEISURE CENTRE	4082725	Studios	0	Yes
WENTWORTH LEISURE CENTRE	4082726	Studios	0	Yes

APPENDIX 9: FACILITY AUDIT

Site Name	Disability
THE EVOLUTION GYM & TRAINING CENTRE	Yes
THE KING EDWARD VI SCHOOL	Yes
THE KING EDWARD VI SCHOOL	Yes
THE KING EDWARD VI SCHOOL	Yes
THE KING EDWARD VI SCHOOL	Yes
THE MUNROE HALL AT WYLAM INSTITUTE	Yes
THE OCEAN CLUB	Yes
THE OCEAN CLUB	Yes
THE OCEAN CLUB	Yes
THE OCEAN CLUB	Yes
THE SWAN CENTRE FOR LEISURE	Yes
THE SWAN CENTRE FOR LEISURE	Yes
THE SWAN CENTRE FOR LEISURE	Yes
THE SWAN CENTRE FOR LEISURE	Yes
THE SWAN CENTRE FOR LEISURE	Yes
THE SWAN CENTRE FOR LEISURE	Yes
THE SWAN CENTRE FOR LEISURE	Yes
THE SWAN CENTRE FOR LEISURE	Yes
THE SWAN CENTRE FOR LEISURE	Yes
TROPICANA HEALTH & FITNESS CLUB	No
TROPICANA HEALTH & FITNESS CLUB	No
TWEEDMOUTH COMMUNITY MIDDLE SCHOOL	Yes
TYNEDALE RUGBY FOOTBALL CLUB LTD	Yes
VILLAGE FARM HEALTH CLUB	Yes
VILLAGE FARM HEALTH CLUB	Yes
WENTWORTH LEISURE CENTRE	Yes
WENTWORTH LEISURE CENTRE	Yes
WENTWORTH LEISURE CENTRE	Yes
WENTWORTH LEISURE CENTRE	Yes
WENTWORTH LEISURE CENTRE	Yes
WENTWORTH LEISURE CENTRE	Yes
WENTWORTH LEISURE CENTRE	Yes
WENTWORTH LEISURE CENTRE	Yes
WENTWORTH LEISURE CENTRE	Yes

APPENDIX 9: FACILITY AUDIT

Site Name	Disability Details
THE EVOLUTION GYM & TRAINING CENTRE	Emergency exits
THE KING EDWARD VI SCHOOL	Finding and reaching the entrance, Reception area, Doorways, Activity areas, E
THE KING EDWARD VI SCHOOL	Finding and reaching the entrance, Reception area, Doorways, Activity areas, E
THE KING EDWARD VI SCHOOL	Finding and reaching the entrance, Reception area, Doorways, Activity areas, E
THE KING EDWARD VI SCHOOL	Finding and reaching the entrance, Reception area, Doorways, Activity areas, E
THE MUNROE HALL AT WYLAM INSTITUTE	Finding and reaching the entrance, Reception area, Doorways, Activity areas, T
THE OCEAN CLUB	Parking, Finding and reaching the entrance, Reception area, Doorways, Changi
THE OCEAN CLUB	Parking, Finding and reaching the entrance, Reception area, Doorways, Changi
THE OCEAN CLUB	Parking, Finding and reaching the entrance, Reception area, Doorways, Changi
THE OCEAN CLUB	Parking, Finding and reaching the entrance, Reception area, Doorways, Changi
THE SWAN CENTRE FOR LEISURE	Parking, Finding and reaching the entrance, Reception area, Doorways, Changi
THE SWAN CENTRE FOR LEISURE	Parking, Finding and reaching the entrance, Reception area, Doorways, Changi
THE SWAN CENTRE FOR LEISURE	Parking, Finding and reaching the entrance, Reception area, Doorways, Changi
THE SWAN CENTRE FOR LEISURE	Parking, Finding and reaching the entrance, Reception area, Doorways, Changi
THE SWAN CENTRE FOR LEISURE	Parking, Finding and reaching the entrance, Reception area, Doorways, Changi
THE SWAN CENTRE FOR LEISURE	Parking, Finding and reaching the entrance, Reception area, Doorways, Changi
THE SWAN CENTRE FOR LEISURE	Parking, Finding and reaching the entrance, Reception area, Doorways, Changi
THE SWAN CENTRE FOR LEISURE	Parking, Finding and reaching the entrance, Reception area, Doorways, Changi
TROPICANA HEALTH & FITNESS CLUB	
TROPICANA HEALTH & FITNESS CLUB	
TWEEDMOUTH COMMUNITY MIDDLE SCHOOL	Parking, Finding and reaching the entrance, Reception area, Doorways, Activity
TYNEDALE RUGBY FOOTBALL CLUB LTD	Parking, Finding and reaching the entrance, Reception area, Doorways, Changi
VILLAGE FARM HEALTH CLUB	Parking, Finding and reaching the entrance, Reception area, Doorways, Activity
VILLAGE FARM HEALTH CLUB	Parking, Finding and reaching the entrance, Reception area, Doorways, Activity
WENTWORTH LEISURE CENTRE	Parking, Finding and reaching the entrance, Reception area, Doorways, Changi
WENTWORTH LEISURE CENTRE	Parking, Finding and reaching the entrance, Reception area, Doorways, Changi
WENTWORTH LEISURE CENTRE	Parking, Finding and reaching the entrance, Reception area, Doorways, Changi
WENTWORTH LEISURE CENTRE	Parking, Finding and reaching the entrance, Reception area, Doorways, Changi
WENTWORTH LEISURE CENTRE	Parking, Finding and reaching the entrance, Reception area, Doorways, Changi
WENTWORTH LEISURE CENTRE	Parking, Finding and reaching the entrance, Reception area, Doorways, Changi
WENTWORTH LEISURE CENTRE	Parking, Finding and reaching the entrance, Reception area, Doorways, Changi
WENTWORTH LEISURE CENTRE	Parking, Finding and reaching the entrance, Reception area, Doorways, Changi
WENTWORTH LEISURE CENTRE	Parking, Finding and reaching the entrance, Reception area, Doorways, Changi

APPENDIX 9: FACILITY AUDIT

Site Name	Disability Notes
THE EVOLUTION GYM & TRAINING CENTRE	On 1st floor
THE KING EDWARD VI SCHOOL	
THE KING EDWARD VI SCHOOL	
THE KING EDWARD VI SCHOOL	
THE KING EDWARD VI SCHOOL	
THE MUNROE HALL AT WYLAM INSTITUTE	
THE OCEAN CLUB	
THE OCEAN CLUB	
THE OCEAN CLUB	
THE OCEAN CLUB	
THE SWAN CENTRE FOR LEISURE	Parking: 5 Bays
THE SWAN CENTRE FOR LEISURE	Parking: 5 Bays
THE SWAN CENTRE FOR LEISURE	Parking: 5 Bays
THE SWAN CENTRE FOR LEISURE	Parking: 5 Bays
THE SWAN CENTRE FOR LEISURE	Parking: 5 Bays
THE SWAN CENTRE FOR LEISURE	Parking: 5 Bays
THE SWAN CENTRE FOR LEISURE	Parking: 5 Bays
THE SWAN CENTRE FOR LEISURE	Parking: 5 Bays
TROPICANA HEALTH & FITNESS CLUB	
TROPICANA HEALTH & FITNESS CLUB	
TWEEDMOUTH COMMUNITY MIDDLE SCHOOL	
TYNEDALE RUGBY FOOTBALL CLUB LTD	
VILLAGE FARM HEALTH CLUB	
VILLAGE FARM HEALTH CLUB	
WENTWORTH LEISURE CENTRE	
WENTWORTH LEISURE CENTRE	
WENTWORTH LEISURE CENTRE	
WENTWORTH LEISURE CENTRE	
WENTWORTH LEISURE CENTRE	
WENTWORTH LEISURE CENTRE	
WENTWORTH LEISURE CENTRE	
WENTWORTH LEISURE CENTRE	

APPENDIX 9: FACILITY AUDIT

Site Name	Facility Status	Access Type
THE EVOLUTION GYM & TRAINING CENTRE	Operational	Pay and Play
THE KING EDWARD VI SCHOOL	Operational	Private Use
THE KING EDWARD VI SCHOOL	Operational	Private Use
THE KING EDWARD VI SCHOOL	Operational	Private Use
THE KING EDWARD VI SCHOOL	Operational	Sports Club / Community Association
THE MUNROE HALL AT WYLAM INSTITUTE	Operational	Sports Club / Community Association
THE OCEAN CLUB	Operational	Registered Membership use
THE OCEAN CLUB	Operational	Registered Membership use
THE OCEAN CLUB	Operational	Registered Membership use
THE OCEAN CLUB	Operational	Registered Membership use
THE SWAN CENTRE FOR LEISURE	Operational	Sports Club / Community Association
THE SWAN CENTRE FOR LEISURE	Operational	Pay and Play
THE SWAN CENTRE FOR LEISURE	Operational	Pay and Play
THE SWAN CENTRE FOR LEISURE	Operational	Registered Membership use
THE SWAN CENTRE FOR LEISURE	Operational	Registered Membership use
THE SWAN CENTRE FOR LEISURE	Operational	Registered Membership use
THE SWAN CENTRE FOR LEISURE	Operational	Pay and Play
THE SWAN CENTRE FOR LEISURE	Operational	Pay and Play
THE SWAN CENTRE FOR LEISURE	Operational	Sports Club / Community Association
TROPICANA HEALTH & FITNESS CLUB	Operational	Registered Membership use
TROPICANA HEALTH & FITNESS CLUB	Operational	Registered Membership use
TWEEDMOUTH COMMUNITY MIDDLE SCHOOL	Operational	Sports Club / Community Association
TYNEDALE RUGBY FOOTBALL CLUB LTD	Operational	Sports Club / Community Association
VILLAGE FARM HEALTH CLUB	Operational	Registered Membership use
VILLAGE FARM HEALTH CLUB	Operational	Registered Membership use
WENTWORTH LEISURE CENTRE	Operational	Pay and Play
WENTWORTH LEISURE CENTRE	Operational	Registered Membership use
WENTWORTH LEISURE CENTRE	Operational	Registered Membership use
WENTWORTH LEISURE CENTRE	Operational	Pay and Play
WENTWORTH LEISURE CENTRE	Operational	Pay and Play
WENTWORTH LEISURE CENTRE	Operational	Pay and Play
WENTWORTH LEISURE CENTRE	Operational	Pay and Play
WENTWORTH LEISURE CENTRE	Operational	Pay and Play
WENTWORTH LEISURE CENTRE	Operational	Pay and Play

APPENDIX 9: FACILITY AUDIT

Site Name	Ownership Type	Management Type
THE EVOLUTION GYM & TRAINING CENTRE	Commercial	Commercial Management
THE KING EDWARD VI SCHOOL	Voluntary Controlled School	School/College/University (in house)
THE KING EDWARD VI SCHOOL	Voluntary Controlled School	School/College/University (in house)
THE KING EDWARD VI SCHOOL	Voluntary Controlled School	School/College/University (in house)
THE KING EDWARD VI SCHOOL	Voluntary Controlled School	School/College/University (in house)
THE MUNROE HALL AT WYLAM INSTITUTE	Community Organisation	Community Organisation
THE OCEAN CLUB	Commercial	Commercial Management
THE OCEAN CLUB	Commercial	Commercial Management
THE OCEAN CLUB	Commercial	Commercial Management
THE OCEAN CLUB	Commercial	Sport Club
THE SWAN CENTRE FOR LEISURE	Local Authority	Trust
THE SWAN CENTRE FOR LEISURE	Local Authority	Trust
THE SWAN CENTRE FOR LEISURE	Local Authority	Trust
THE SWAN CENTRE FOR LEISURE	Local Authority	Trust
THE SWAN CENTRE FOR LEISURE	Local Authority	Trust
THE SWAN CENTRE FOR LEISURE	Local Authority	Trust
THE SWAN CENTRE FOR LEISURE	Local Authority	Trust
THE SWAN CENTRE FOR LEISURE	Local Authority	Trust
THE SWAN CENTRE FOR LEISURE	Local Authority	Commercial Management
TROPICANA HEALTH & FITNESS CLUB	Commercial	Commercial Management
TROPICANA HEALTH & FITNESS CLUB	Commercial	Commercial Management
TWEEDMOUTH COMMUNITY MIDDLE SCHOOL	Community school	School/College/University (in house)
TYNEDALE RUGBY FOOTBALL CLUB LTD	Sports Club	Sport Club
VILLAGE FARM HEALTH CLUB	Commercial	Commercial Management
VILLAGE FARM HEALTH CLUB	Commercial	Commercial Management
WENTWORTH LEISURE CENTRE	Local Authority	Trust
WENTWORTH LEISURE CENTRE	Local Authority	Trust
WENTWORTH LEISURE CENTRE	Local Authority	Trust
WENTWORTH LEISURE CENTRE	Local Authority	Trust
WENTWORTH LEISURE CENTRE	Local Authority	Trust
WENTWORTH LEISURE CENTRE	Local Authority	Trust
WENTWORTH LEISURE CENTRE	Local Authority	Trust
WENTWORTH LEISURE CENTRE	Local Authority	Trust
WENTWORTH LEISURE CENTRE	Local Authority	Trust

APPENDIX 9: FACILITY AUDIT

Site Name	Year Built	Refurbished	Year Refurbished
THE EVOLUTION GYM & TRAINING CENTRE	1986	Yes	2011
THE KING EDWARD VI SCHOOL	1995	Yes	2006
THE KING EDWARD VI SCHOOL	1970	No	n/a
THE KING EDWARD VI SCHOOL	1970	No	n/a
THE KING EDWARD VI SCHOOL	2012	No	n/a
THE MUNROE HALL AT WYLAM INSTITUTE	1898	No	n/a
THE OCEAN CLUB	2005	No	n/a
THE OCEAN CLUB	2005	No	n/a
THE OCEAN CLUB	2005	No	n/a
THE OCEAN CLUB	2015	No	n/a
THE SWAN CENTRE FOR LEISURE	1990	Yes	2016
THE SWAN CENTRE FOR LEISURE	1995	No	n/a
THE SWAN CENTRE FOR LEISURE	1990	Yes	1998
THE SWAN CENTRE FOR LEISURE	1990	Yes	2010
THE SWAN CENTRE FOR LEISURE	1990	Yes	2005
THE SWAN CENTRE FOR LEISURE	1990	Yes	2004
THE SWAN CENTRE FOR LEISURE	1990	No	n/a
THE SWAN CENTRE FOR LEISURE	1990	No	n/a
THE SWAN CENTRE FOR LEISURE	2014	No	n/a
TROPICANA HEALTH & FITNESS CLUB	1997	Yes	2001
TROPICANA HEALTH & FITNESS CLUB	2008	Yes	2011
TWEEDMOUTH COMMUNITY MIDDLE SCHOOL	1955	No	n/a
TYNEDALE RUGBY FOOTBALL CLUB LTD	2008	Yes	2011
VILLAGE FARM HEALTH CLUB	1998	Yes	2007
VILLAGE FARM HEALTH CLUB	1998	Yes	2012
WENTWORTH LEISURE CENTRE	1986	Yes	2004
WENTWORTH LEISURE CENTRE	1996	Yes	2008
WENTWORTH LEISURE CENTRE	2001	Yes	2008
WENTWORTH LEISURE CENTRE	2008	No	n/a
WENTWORTH LEISURE CENTRE	2008	No	n/a
WENTWORTH LEISURE CENTRE	2008	No	n/a
WENTWORTH LEISURE CENTRE	2008	No	n/a
WENTWORTH LEISURE CENTRE	1986	Yes	2001
WENTWORTH LEISURE CENTRE	1986	Yes	2007

APPENDIX 9: FACILITY AUDIT

Site Name	Closed Date
THE EVOLUTION GYM & TRAINING CENTRE	n/a
THE KING EDWARD VI SCHOOL	n/a
THE KING EDWARD VI SCHOOL	n/a
THE KING EDWARD VI SCHOOL	n/a
THE KING EDWARD VI SCHOOL	n/a
THE MUNROE HALL AT WYLAM INSTITUTE	n/a
THE OCEAN CLUB	n/a
THE OCEAN CLUB	n/a
THE OCEAN CLUB	n/a
THE OCEAN CLUB	n/a
THE SWAN CENTRE FOR LEISURE	n/a
THE SWAN CENTRE FOR LEISURE	n/a
THE SWAN CENTRE FOR LEISURE	n/a
THE SWAN CENTRE FOR LEISURE	n/a
THE SWAN CENTRE FOR LEISURE	n/a
THE SWAN CENTRE FOR LEISURE	n/a
THE SWAN CENTRE FOR LEISURE	n/a
THE SWAN CENTRE FOR LEISURE	n/a
THE SWAN CENTRE FOR LEISURE	n/a
TROPICANA HEALTH & FITNESS CLUB	n/a
TROPICANA HEALTH & FITNESS CLUB	n/a
TWEEDMOUTH COMMUNITY MIDDLE SCHOOL	n/a
TYNEDALE RUGBY FOOTBALL CLUB LTD	n/a
VILLAGE FARM HEALTH CLUB	n/a
VILLAGE FARM HEALTH CLUB	n/a
WENTWORTH LEISURE CENTRE	n/a
WENTWORTH LEISURE CENTRE	n/a
WENTWORTH LEISURE CENTRE	n/a
WENTWORTH LEISURE CENTRE	n/a
WENTWORTH LEISURE CENTRE	n/a
WENTWORTH LEISURE CENTRE	n/a
WENTWORTH LEISURE CENTRE	n/a
WENTWORTH LEISURE CENTRE	n/a
WENTWORTH LEISURE CENTRE	n/a

APPENDIX 9: FACILITY AUDIT

Site Name	Site Id	Building Name or Number
WHITLEY CHAPEL PARISH HALL	6013543	
WILLOWBURN LEISURE CENTRE	1005791	
WILLOWBURN LEISURE CENTRE	1005791	
WILLOWBURN LEISURE CENTRE	1005791	
WILLOWBURN LEISURE CENTRE	1005791	
WILLOWBURN LEISURE CENTRE	1005791	
WOOLER FIRST SCHOOL	6013480	15
WOOLER FIRST SCHOOL	6013480	15
YMCA (NORTHUMBERLAND)	1010931	

Contains Active Places Data © Sport England

APPENDIX 9: FACILITY AUDIT

Site Name	Thoroughfare
WHITLEY CHAPEL PARISH HALL	Leazes Lane
WILLOWBURN LEISURE CENTRE	Willowburn Avenue
WILLOWBURN LEISURE CENTRE	Willowburn Avenue
WILLOWBURN LEISURE CENTRE	Willowburn Avenue
WILLOWBURN LEISURE CENTRE	Willowburn Avenue
WILLOWBURN LEISURE CENTRE	Willowburn Avenue
WOOLER FIRST SCHOOL	Brewery Lane
WOOLER FIRST SCHOOL	Brewery Lane
YMCA (NORTHUMBERLAND)	North View

Contains Active Places Data © Sport England

APPENDIX 9: FACILITY AUDIT

Site Name	Post Town	Post Code
WHITLEY CHAPEL PARISH HALL	Hexham	NE47 0HB
WILLOWBURN LEISURE CENTRE	Alnwick	NE66 2JH
WILLOWBURN LEISURE CENTRE	Alnwick	NE66 2JH
WILLOWBURN LEISURE CENTRE	Alnwick	NE66 2JH
WILLOWBURN LEISURE CENTRE	Alnwick	NE66 2JH
WILLOWBURN LEISURE CENTRE	Alnwick	NE66 2JH
WOOLER FIRST SCHOOL	Wooler	NE71 6QF
WOOLER FIRST SCHOOL	Wooler	NE71 6QF
YMCA (NORTHUMBERLAND)	Ashington	NE63 9XQ

Contains Active Places Data © Sport England

APPENDIX 9: FACILITY AUDIT

Site Name	Facility Type	Facility Sub Type
WHITLEY CHAPEL PARISH HALL	Sports Hall	Activity Hall
WILLOWBURN LEISURE CENTRE	Sports Hall	Main
WILLOWBURN LEISURE CENTRE	Swimming Pool	Main/General
WILLOWBURN LEISURE CENTRE	Swimming Pool	Learner/Teaching/Training
WILLOWBURN LEISURE CENTRE	Health and Fitness Suite	Health and Fitness Suite
WILLOWBURN LEISURE CENTRE	Studio	Studio
WOOLER FIRST SCHOOL	Swimming Pool	Main/General
WOOLER FIRST SCHOOL	Sports Hall	Activity Hall
YMCA (NORTHUMBERLAND)	Sports Hall	Activity Hall

Contains Active Places Data © Sport England

APPENDIX 9: FACILITY AUDIT

Site Name	Facility Id	Unit	Number	Changing Rooms
WHITLEY CHAPEL PARISH HALL	2084362	Badminton courts	1	Yes
WILLOWBURN LEISURE CENTRE	2005562	Badminton courts	5	Yes
WILLOWBURN LEISURE CENTRE	2013267	Lanes	6	Yes
WILLOWBURN LEISURE CENTRE	2013268	Lanes	0	Yes
WILLOWBURN LEISURE CENTRE	2018713	Stations	45	Yes
WILLOWBURN LEISURE CENTRE	4081198	Studios	0	Yes
WOOLER FIRST SCHOOL	30000178	Lanes	0	Yes
WOOLER FIRST SCHOOL	30000179	Badminton courts	0	Yes
YMCA (NORTHUMBERLAND)	2008685	Badminton courts	0	No

Contains Active Places Data © Sport England

APPENDIX 9: FACILITY AUDIT

Site Name	Disability
WHITLEY CHAPEL PARISH HALL	Yes
WILLOWBURN LEISURE CENTRE	Yes
WILLOWBURN LEISURE CENTRE	Yes
WILLOWBURN LEISURE CENTRE	Yes
WILLOWBURN LEISURE CENTRE	Yes
WILLOWBURN LEISURE CENTRE	Yes
WOOLER FIRST SCHOOL	Yes
WOOLER FIRST SCHOOL	Yes
YMCA (NORTHUMBERLAND)	Yes

Contains Active Places Data © Sport England

APPENDIX 9: FACILITY AUDIT

Site Name	Disability Details
WHITLEY CHAPEL PARISH HALL	Parking, Finding and reaching the entrance, Reception area, Doorways, Changing facilities
WILLOWBURN LEISURE CENTRE	Parking, Finding and reaching the entrance, Reception area, Changing facilities
WILLOWBURN LEISURE CENTRE	Parking, Finding and reaching the entrance, Reception area, Changing facilities
WILLOWBURN LEISURE CENTRE	Parking, Finding and reaching the entrance, Reception area, Changing facilities
WILLOWBURN LEISURE CENTRE	Parking, Finding and reaching the entrance, Reception area, Changing facilities
WILLOWBURN LEISURE CENTRE	Parking, Finding and reaching the entrance, Reception area, Changing facilities
WOOLER FIRST SCHOOL	Parking, Finding and reaching the entrance, Reception area, Doorways, Changing facilities
WOOLER FIRST SCHOOL	Parking, Finding and reaching the entrance, Reception area, Doorways, Changing facilities
YMCA (NORTHUMBERLAND)	Parking, Finding and reaching the entrance, Reception area, Doorways, Activity areas

Contains Active Places Data © Sport England

APPENDIX 9: FACILITY AUDIT

Site Name	Disability Notes
WHITLEY CHAPEL PARISH HALL	
WILLOWBURN LEISURE CENTRE	Parking: 8 Bays
WILLOWBURN LEISURE CENTRE	Parking: 8 Bays
WILLOWBURN LEISURE CENTRE	Parking: 8 Bays
WILLOWBURN LEISURE CENTRE	Parking: 8 Bays
WILLOWBURN LEISURE CENTRE	Parking: 8 Bays
WOOLER FIRST SCHOOL	
WOOLER FIRST SCHOOL	
YMCA (NORTHUMBERLAND)	

Contains Active Places Data © Sport England

APPENDIX 9: FACILITY AUDIT

Site Name	Facility Status	Access Type
WHITLEY CHAPEL PARISH HALL	Operational	Sports Club / Community Association
WILLOWBURN LEISURE CENTRE	Operational	Pay and Play
WILLOWBURN LEISURE CENTRE	Operational	Pay and Play
WILLOWBURN LEISURE CENTRE	Operational	Pay and Play
WILLOWBURN LEISURE CENTRE	Operational	Registered Membership use
WILLOWBURN LEISURE CENTRE	Operational	Registered Membership use
WOOLER FIRST SCHOOL	Operational	Private Use
WOOLER FIRST SCHOOL	Operational	Private Use
YMCA (NORTHUMBERLAND)	Operational	Pay and Play

Contains Active Places Data © Sport England

APPENDIX 9: FACILITY AUDIT

Site Name	Ownership Type	Management Type
WHITLEY CHAPEL PARISH HALL	Local Authority	Trust
WILLOWBURN LEISURE CENTRE	Local Authority	Trust
WILLOWBURN LEISURE CENTRE	Local Authority	Trust
WILLOWBURN LEISURE CENTRE	Local Authority	Trust
WILLOWBURN LEISURE CENTRE	Local Authority	Trust
WILLOWBURN LEISURE CENTRE	Local Authority	Trust
WOOLER FIRST SCHOOL	Community school	School/College/University (in house)
WOOLER FIRST SCHOOL	Community school	School/College/University (in house)
YMCA (NORTHUMBERLAND)	Other	Community Organisation

Contains Active Places Data © Sport England

APPENDIX 9: FACILITY AUDIT

Site Name	Year Built	Refurbished	Year Refurbished
WHITLEY CHAPEL PARISH HALL	1937	Yes	2009
WILLOWBURN LEISURE CENTRE	2003	No	n/a
WILLOWBURN LEISURE CENTRE	2003	No	n/a
WILLOWBURN LEISURE CENTRE	2003	No	n/a
WILLOWBURN LEISURE CENTRE	2003	No	n/a
WILLOWBURN LEISURE CENTRE	2008	No	n/a
WOOLER FIRST SCHOOL	1990	No	n/a
WOOLER FIRST SCHOOL	1960	No	n/a
YMCA (NORTHUMBERLAND)	1990	Yes	2004

Contains Active Places Data © Sport England

APPENDIX 9: FACILITY AUDIT

Site Name	Closed Date
WHITLEY CHAPEL PARISH HALL	n/a
WILLOWBURN LEISURE CENTRE	n/a
WILLOWBURN LEISURE CENTRE	n/a
WILLOWBURN LEISURE CENTRE	n/a
WILLOWBURN LEISURE CENTRE	n/a
WILLOWBURN LEISURE CENTRE	n/a
WOOLER FIRST SCHOOL	n/a
WOOLER FIRST SCHOOL	n/a
YMCA (NORTHUMBERLAND)	n/a

Contains Active Places Data © Sport England

APPENDIX 9: FACILITY AUDIT

Site Name	Site Id	Building Name or Number	Thoroughfare	Post Town	Post Code
ADVANTAGE HEALTH CLUB (HEXHAM)	1001661			Hexham	NE46 4EW
AMBLE HEALTH AND LEISURE	1042519		Links Road	Morpeth	NE65 0SD
AMBLE HEALTH AND LEISURE	1042519		Links Road	Morpeth	NE65 0SD
ASTLEY COMMUNITY HIGH SCHOOL	1005794		Elsdon Avenue	Whitley Bay	NE25 0BP
BLYTH SPORTS CENTRE	1005798		Bolam Avenue	Blyth	NE24 5BT
BLYTH SPORTS CENTRE	1005798		Bolam Avenue	Blyth	NE24 5BT
COLLINGWOOD SCHOOL AND MEDIA ARTS COLLEGE	1039075			Morpeth	NE61 2HA
CONCORDIA LEISURE CENTRE	1005803		Forum Way	Cramlington	NE23 6YB
DERWENT MANOR HOTEL	1001286	Hole Row		Consett	DH8 9BB
DOXFORD HALL HOTEL AND SPA	1044352			Chathill	NE67 5DN
GLENDAL MIDDLE SCHOOL	6006334	15	Brewery Road	Wooler	NE71 6QF
HALTWHISTLE SWIMMING & LEISURE CENTRE	1005806		Greencroft	Haltwhistle	NE49 9DP
HALTWHISTLE SWIMMING & LEISURE CENTRE	1005806		Greencroft	Haltwhistle	NE49 9DP
HALTWHISTLE SWIMMING & LEISURE CENTRE	1005806		Greencroft	Haltwhistle	NE49 9DP
HOLIDAY INN HEALTH CLUB (GOSFORTH PARK)	1000435		Fisher Lane	Newcastle upon Tyne	NE13 6BP
LINDEN HALL GOLF AND COUNTRY CLUB	1101963		Off A697	Morpeth	NE65 8XF
MATFEN HALL HOTEL - GOLF & SPA	1009229			Newcastle upon Tyne	NE20 0RH
MORPETH RIVERSIDE LEISURE CENTRE	1005819		New Market	Morpeth	NE61 1PR
NEW ASHINGTON LEISURE CENTRE	30002749		PORTLAND PARK	ASHINGTON	NE63 9JY
PONTELAND LEISURE CENTRE	1005814		Callerton Lane	Newcastle upon Tyne	NE20 9EG
PONTELAND LEISURE CENTRE	1005814		Callerton Lane	Newcastle upon Tyne	NE20 9EG
PONTELAND LEISURE CENTRE	1005814		Callerton Lane	Newcastle upon Tyne	NE20 9EG
PRUDHOE WATERWORLD	1005816		Front Street	Prudhoe	NE42 5DQ
RIVERDALE HALL HOTEL	1014797			Hexham	NE48 2JT
RIVERSIDE COUNTRY PARK	1014798		South Road	Wooler	NE71 6NJ
ROTHBURY POOL & GYM	1005820		Silverton Lane	Morpeth	NE65 7RJ
SLALEY HALL, NORTHUMBERLAND	1000518			Hexham	NE47 0BX
THE OCEAN CLUB	1014220		Seafield Road	Seahouses	NE68 7SP
THE OCEAN CLUB	1014220		Seafield Road	Seahouses	NE68 7SP
THE SWAN CENTRE FOR LEISURE	1005800		Northumberland Road	Berwick-upon-Tweed	TD15 2AS
THE SWAN CENTRE FOR LEISURE	1005800		Northumberland Road	Berwick-upon-Tweed	TD15 2AS
VILLAGE FARM HEALTH CLUB	1003672	Village Farm		Alnwick	NE66 2XS
WENTWORTH LEISURE CENTRE	1005824	Wentworth Park		Hexham	NE46 3PD
WENTWORTH LEISURE CENTRE	1005824	Wentworth Park		Hexham	NE46 3PD
WILLOWBURN LEISURE CENTRE	1005791		Willowburn Avenue	Alnwick	NE66 2JH
WILLOWBURN LEISURE CENTRE	1005791		Willowburn Avenue	Alnwick	NE66 2JH
WOOLER FIRST SCHOOL	6013480	15	Brewery Lane	Wooler	NE71 6QF

Contains Active Places Data © Sport England

APPENDIX 9: FACILITY AUDIT

Site Name	Facility Type	Facility Sub Type	Facility Id	Unit	Number	Changing Rooms	Disability
ADVANTAGE HEALTH CLUB (HEXHAM)	Swimming Pool	Learner/Teaching/Training	2022309	Lanes	0	Yes	Yes
AMBLE HEALTH AND LEISURE	Swimming Pool	Main/General	4104818	Lanes	0	Yes	Yes
AMBLE HEALTH AND LEISURE	Swimming Pool	Learner/Teaching/Training	4104819	Lanes	0	Yes	Yes
ASTLEY COMMUNITY HIGH SCHOOL	Swimming Pool	Main/General	2013271	Lanes	4	Yes	Yes
BLYTH SPORTS CENTRE	Swimming Pool	Main/General	2013273	Lanes	6	Yes	Yes
BLYTH SPORTS CENTRE	Swimming Pool	Learner/Teaching/Training	2013274	Lanes	0	Yes	Yes
COLLINGWOOD SCHOOL AND MEDIA ARTS COLLEGE	Swimming Pool	Learner/Teaching/Training	2084173	Lanes	0	Yes	Yes
CONCORDIA LEISURE CENTRE	Swimming Pool	Leisure Pool	2013278	Lanes	3	Yes	Yes
DERWENT MANOR HOTEL	Swimming Pool	Learner/Teaching/Training	2022227	Lanes	0	Yes	Yes
DOXFORD HALL HOTEL AND SPA	Swimming Pool	Learner/Teaching/Training	4112341	Lanes	0	Yes	Yes
GLENDALE MIDDLE SCHOOL	Swimming Pool	Learner/Teaching/Training	2082179	Lanes	0	Yes	Yes
HALTWHISTLE SWIMMING & LEISURE CENTRE	Swimming Pool	Lido	2013279	Lanes	5	Yes	Yes
HALTWHISTLE SWIMMING & LEISURE CENTRE	Swimming Pool	Lido	2013280	Lanes	0	Yes	Yes
HALTWHISTLE SWIMMING & LEISURE CENTRE	Swimming Pool	Lido	2040157	Lanes	0	Yes	Yes
HOLIDAY INN HEALTH CLUB (GOSFORTH PARK)	Swimming Pool	Main/General	2010045	Lanes	3	Yes	Yes
LINDEN HALL GOLF AND COUNTRY CLUB	Swimming Pool	Learner/Teaching/Training	2073834	Lanes	0	Yes	Yes
MATFEN HALL HOTEL - GOLF & SPA	Swimming Pool	Main/General	2014453	Lanes	0	Yes	Yes
MORPETH RIVERSIDE LEISURE CENTRE	Swimming Pool	Main/General	2013287	Lanes	4	Yes	Yes
NEW ASHINGTON LEISURE CENTRE	Swimming Pool	Main/General	30002296	Lanes	6	Yes	Yes
PONTELAND LEISURE CENTRE	Swimming Pool	Main/General	2013284	Lanes	5	Yes	Yes
PONTELAND LEISURE CENTRE	Swimming Pool	Learner/Teaching/Training	2013285	Lanes	0	Yes	Yes
PONTELAND LEISURE CENTRE	Swimming Pool	Learner/Teaching/Training	4114016	Lanes	0	Yes	Yes
PRUDHOE WATERWORLD	Swimming Pool	Leisure Pool	2013286	Lanes	4	Yes	Yes
RIVERDALE HALL HOTEL	Swimming Pool	Learner/Teaching/Training	2029548	Lanes	0	Yes	Yes
RIVERSIDE COUNTRY PARK	Swimming Pool	Leisure Pool	2029549	Lanes	0	Yes	Yes
ROTHBURY POOL & GYM	Swimming Pool	Learner/Teaching/Training	2022380	Lanes	0	Yes	Yes
SLALEY HALL, NORTHUMBERLAND	Swimming Pool	Main/General	2010107	Lanes	0	Yes	Yes
THE OCEAN CLUB	Swimming Pool	Main/General	2029654	Lanes	1	Yes	Yes
THE OCEAN CLUB	Swimming Pool	Leisure Pool	4102353	Lanes	0	Yes	Yes
THE SWAN CENTRE FOR LEISURE	Swimming Pool	Main/General	2013275	Lanes	5	Yes	Yes
THE SWAN CENTRE FOR LEISURE	Swimming Pool	Learner/Teaching/Training	2013276	Lanes	0	Yes	Yes
VILLAGE FARM HEALTH CLUB	Swimming Pool	Main/General	2011619	Lanes	0	Yes	Yes
WENTWORTH LEISURE CENTRE	Swimming Pool	Main/General	2038197	Lanes	6	Yes	Yes
WENTWORTH LEISURE CENTRE	Swimming Pool	Learner/Teaching/Training	2039065	Lanes	0	Yes	Yes
WILLOWBURN LEISURE CENTRE	Swimming Pool	Main/General	2013267	Lanes	6	Yes	Yes
WILLOWBURN LEISURE CENTRE	Swimming Pool	Learner/Teaching/Training	2013268	Lanes	0	Yes	Yes
WOOLER FIRST SCHOOL	Swimming Pool	Main/General	30000178	Lanes	0	Yes	Yes

Contains Active Places Data © Sport England

APPENDIX 9: FACILITY AUDIT

Site Name	Disability Details
ADVANTAGE HEALTH CLUB (HEXHAM)	Parking, Finding and reaching the entrance, Reception area, Doorways, Changing facilities, Activity areas, Social areas, Emergency exits
AMBLE HEALTH AND LEISURE	Parking, Finding and reaching the entrance, Reception area, Doorways, Changing facilities, Activity areas, Toilets, Social areas, Spectator areas, Emergency exits
AMBLE HEALTH AND LEISURE	Parking, Finding and reaching the entrance, Reception area, Doorways, Changing facilities, Activity areas, Toilets, Social areas, Spectator areas, Emergency exits
ASTLEY COMMUNITY HIGH SCHOOL	Parking, Finding and reaching the entrance, Reception area, Doorways, Activity areas, Emergency exits
BLYTH SPORTS CENTRE	Parking, Finding and reaching the entrance, Reception area, Doorways, Changing facilities, Activity areas, Toilets, Social areas, Spectator areas, Emergency exits
BLYTH SPORTS CENTRE	Parking, Finding and reaching the entrance, Reception area, Doorways, Changing facilities, Activity areas, Toilets, Social areas, Spectator areas, Emergency exits
COLLINGWOOD SCHOOL AND MEDIA ARTS COLLEGE	Parking, Finding and reaching the entrance, Reception area, Doorways, Activity areas, Toilets, Emergency exits
CONCORDIA LEISURE CENTRE	Parking, Finding and reaching the entrance, Reception area, Doorways, Changing facilities, Activity areas, Toilets, Social areas, Spectator areas, Emergency exits
DERWENT MANOR HOTEL	Parking, Finding and reaching the entrance, Reception area, Doorways, Changing facilities, Activity areas, Toilets, Emergency exits
DOXFORD HALL HOTEL AND SPA	Parking, Finding and reaching the entrance, Reception area, Doorways, Changing facilities, Activity areas, Toilets, Social areas, Spectator areas, Emergency exits
GLENDALE MIDDLE SCHOOL	Parking, Finding and reaching the entrance, Reception area, Doorways, Activity areas, Toilets, Emergency exits
HALTWHISTLE SWIMMING & LEISURE CENTRE	Parking, Finding and reaching the entrance, Reception area, Doorways, Changing facilities, Activity areas, Toilets, Social areas, Spectator areas, Emergency exits
HALTWHISTLE SWIMMING & LEISURE CENTRE	Parking, Finding and reaching the entrance, Reception area, Doorways, Changing facilities, Activity areas, Toilets, Social areas, Spectator areas, Emergency exits
HALTWHISTLE SWIMMING & LEISURE CENTRE	Parking, Finding and reaching the entrance, Reception area, Doorways, Changing facilities, Activity areas, Toilets, Social areas, Spectator areas, Emergency exits
HOLIDAY INN HEALTH CLUB (GOSFORTH PARK)	Parking, Finding and reaching the entrance, Reception area, Doorways, Changing facilities, Activity areas, Emergency exits
LINDEN HALL GOLF AND COUNTRY CLUB	Parking, Finding and reaching the entrance, Reception area, Doorways, Activity areas, Toilets, Social areas, Emergency exits
MATFEN HALL HOTEL - GOLF & SPA	Parking, Finding and reaching the entrance, Reception area, Doorways, Changing facilities, Activity areas, Toilets, Social areas, Spectator areas, Emergency exits
MORPETH RIVERSIDE LEISURE CENTRE	Parking, Reception area, Changing facilities, Activity areas, Toilets, Emergency exits
NEW ASHINGTON LEISURE CENTRE	Parking, Finding and reaching the entrance, Reception area, Doorways, Changing facilities, Activity areas, Toilets, Social areas, Spectator areas, Emergency exits
PONTELAND LEISURE CENTRE	Parking, Reception area, Doorways, Changing facilities, Activity areas, Toilets, Social areas, Spectator areas, Emergency exits
PONTELAND LEISURE CENTRE	Parking, Reception area, Doorways, Changing facilities, Activity areas, Toilets, Social areas, Spectator areas, Emergency exits
PONTELAND LEISURE CENTRE	Parking, Reception area, Doorways, Changing facilities, Activity areas, Toilets, Social areas, Spectator areas, Emergency exits
PRUDHOE WATERWORLD	Parking, Finding and reaching the entrance, Reception area, Doorways, Changing facilities, Activity areas, Toilets, Social areas, Spectator areas, Emergency exits
RIVERDALE HALL HOTEL	Parking, Finding and reaching the entrance, Reception area, Doorways, Changing facilities, Activity areas, Toilets, Social areas, Spectator areas, Emergency exits
RIVERSIDE COUNTRY PARK	Finding and reaching the entrance, Reception area, Doorways, Changing facilities, Activity areas, Toilets, Social areas, Spectator areas, Emergency exits
ROTHBURY POOL & GYM	Parking, Finding and reaching the entrance, Reception area, Doorways, Changing facilities, Activity areas, Toilets, Social areas, Spectator areas, Emergency exits
SLALEY HALL, NORTHUMBERLAND	Parking, Finding and reaching the entrance, Reception area, Doorways, Activity areas, Toilets, Social areas, Spectator areas, Emergency exits
THE OCEAN CLUB	Parking, Finding and reaching the entrance, Reception area, Doorways, Changing facilities, Activity areas, Toilets, Social areas, Spectator areas, Emergency exits
THE OCEAN CLUB	Parking, Finding and reaching the entrance, Reception area, Doorways, Changing facilities, Activity areas, Toilets, Social areas, Spectator areas, Emergency exits
THE SWAN CENTRE FOR LEISURE	Parking, Finding and reaching the entrance, Reception area, Doorways, Changing facilities, Activity areas, Toilets, Social areas, Spectator areas, Emergency exits
THE SWAN CENTRE FOR LEISURE	Parking, Finding and reaching the entrance, Reception area, Doorways, Changing facilities, Activity areas, Toilets, Spectator areas, Emergency exits
VILLAGE FARM HEALTH CLUB	Parking, Finding and reaching the entrance, Reception area, Doorways, Activity areas, Emergency exits
WENTWORTH LEISURE CENTRE	Parking, Finding and reaching the entrance, Reception area, Doorways, Changing facilities, Activity areas, Toilets, Social areas, Spectator areas, Emergency exits
WENTWORTH LEISURE CENTRE	Parking, Finding and reaching the entrance, Reception area, Doorways, Changing facilities, Activity areas, Toilets, Social areas, Spectator areas, Emergency exits
WILLOWBURN LEISURE CENTRE	Parking, Finding and reaching the entrance, Reception area, Changing facilities, Activity areas, Toilets, Social areas, Spectator areas, Emergency exits
WILLOWBURN LEISURE CENTRE	Parking, Finding and reaching the entrance, Reception area, Changing facilities, Activity areas, Toilets, Social areas, Spectator areas, Emergency exits
WOOLER FIRST SCHOOL	Parking, Finding and reaching the entrance, Reception area, Doorways, Changing facilities, Activity areas, Toilets, Social areas, Spectator areas, Emergency exits

Contains Active Places Data © Sport England

APPENDIX 9: FACILITY AUDIT

Site Name	Disability Notes
ADVANTAGE HEALTH CLUB (HEXHAM)	
AMBLE HEALTH AND LEISURE	
AMBLE HEALTH AND LEISURE	
ASTLEY COMMUNITY HIGH SCHOOL	
BLYTH SPORTS CENTRE	Activity Areas: Lift available, Social Areas: Access via lift
BLYTH SPORTS CENTRE	Activity Areas: Lift available, Social Areas: Access via lift
COLLINGWOOD SCHOOL AND MEDIA ARTS COLLEGE	
CONCORDIA LEISURE CENTRE	
DERWENT MANOR HOTEL	
DOXFORD HALL HOTEL AND SPA	
GLENDALE MIDDLE SCHOOL	
HALTWHISTLE SWIMMING & LEISURE CENTRE	Parking: 3 disabled parking bays, Finding/Reaching Entrance: Sloping ramp, Doorways: Large automatic doors
HALTWHISTLE SWIMMING & LEISURE CENTRE	Parking: 3 disabled parking bays, Finding/Reaching Entrance: Sloping ramp, Doorways: Large automatic doors
HALTWHISTLE SWIMMING & LEISURE CENTRE	Parking: 3 disabled parking bays, Finding/Reaching Entrance: Sloping ramp, Doorways: Large automatic doors
HOLIDAY INN HEALTH CLUB (GOSFORTH PARK)	
LINDEN HALL GOLF AND COUNTRY CLUB	
MATFEN HALL HOTEL - GOLF & SPA	
MORPETH RIVERSIDE LEISURE CENTRE	
NEW ASHINGTON LEISURE CENTRE	
PONTELAND LEISURE CENTRE	
PONTELAND LEISURE CENTRE	
PONTELAND LEISURE CENTRE	
PRUDHOE WATERWORLD	
RIVERDALE HALL HOTEL	
RIVERSIDE COUNTRY PARK	
ROTHBURY POOL & GYM	
SLALEY HALL, NORTHUMBERLAND	
THE OCEAN CLUB	
THE OCEAN CLUB	
THE SWAN CENTRE FOR LEISURE	Parking: 5 Bays
THE SWAN CENTRE FOR LEISURE	Parking: 5 Bays
VILLAGE FARM HEALTH CLUB	
WENTWORTH LEISURE CENTRE	
WENTWORTH LEISURE CENTRE	
WILLOWBURN LEISURE CENTRE	Parking: 8 Bays
WILLOWBURN LEISURE CENTRE	Parking: 8 Bays
WOOLER FIRST SCHOOL	

Contains Active Places Data © Sport England

APPENDIX 9: FACILITY AUDIT

Site Name	Facility Status	Access Type	Ownership Type
ADVANTAGE HEALTH CLUB (HEXHAM)	Operational	Registered Membership use	Commercial
AMBLE HEALTH AND LEISURE	Operational	Registered Membership use	Commercial
AMBLE HEALTH AND LEISURE	Operational	Registered Membership use	Commercial
ASTLEY COMMUNITY HIGH SCHOOL	Operational	Pay and Play	Community school
BLYTH SPORTS CENTRE	Operational	Pay and Play	Local Authority
BLYTH SPORTS CENTRE	Operational	Pay and Play	Local Authority
COLLINGWOOD SCHOOL AND MEDIA ARTS COLLEGE	Operational	Sports Club / Community Association	Community Special School
CONCORDIA LEISURE CENTRE	Operational	Pay and Play	Local Authority
DERWENT MANOR HOTEL	Operational	Registered Membership use	Commercial
DOXFORD HALL HOTEL AND SPA	Operational	Registered Membership use	Commercial
GLENDALE MIDDLE SCHOOL	Operational	Sports Club / Community Association	Community school
HALTWHISTLE SWIMMING & LEISURE CENTRE	Temporarily Closed	Pay and Play	Other
HALTWHISTLE SWIMMING & LEISURE CENTRE	Temporarily Closed	Pay and Play	Other
HALTWHISTLE SWIMMING & LEISURE CENTRE	Temporarily Closed	Pay and Play	Other
HOLIDAY INN HEALTH CLUB (GOSFORTH PARK)	Operational	Pay and Play	Commercial
LINDEN HALL GOLF AND COUNTRY CLUB	Operational	Registered Membership use	Commercial
MATFEN HALL HOTEL - GOLF & SPA	Operational	Registered Membership use	Commercial
MORPETH RIVERSIDE LEISURE CENTRE	Operational	Pay and Play	Local Authority
NEW ASHINGTON LEISURE CENTRE	Operational	Pay and Play	Local Authority
PONTELAND LEISURE CENTRE	Operational	Pay and Play	Local Authority
PONTELAND LEISURE CENTRE	Operational	Pay and Play	Local Authority
PONTELAND LEISURE CENTRE	Operational	Pay and Play	Local Authority
PRUDHOE WATERWORLD	Operational	Pay and Play	Local Authority
RIVERDALE HALL HOTEL	Operational	Pay and Play	Commercial
RIVERSIDE COUNTRY PARK	Operational	Private Use	Commercial
ROTHBURY POOL & GYM	Operational	Pay and Play	Voluntary Aided School
SLALEY HALL, NORTHUMBERLAND	Operational	Registered Membership use	Commercial
THE OCEAN CLUB	Operational	Registered Membership use	Commercial
THE OCEAN CLUB	Operational	Registered Membership use	Commercial
THE SWAN CENTRE FOR LEISURE	Operational	Pay and Play	Local Authority
THE SWAN CENTRE FOR LEISURE	Operational	Pay and Play	Local Authority
VILLAGE FARM HEALTH CLUB	Operational	Registered Membership use	Commercial
WENTWORTH LEISURE CENTRE	Operational	Pay and Play	Local Authority
WENTWORTH LEISURE CENTRE	Operational	Pay and Play	Local Authority
WILLOWBURN LEISURE CENTRE	Operational	Pay and Play	Local Authority
WILLOWBURN LEISURE CENTRE	Operational	Pay and Play	Local Authority
WOOLER FIRST SCHOOL	Operational	Private Use	Community school

Contains Active Places Data © Sport England

APPENDIX 9: FACILITY AUDIT

Site Name	Management Type	Year Built	Refurbished	Year Refurbished	Closed Date
ADVANTAGE HEALTH CLUB (HEXHAM)	Commercial Management	1982	Yes	2009	n/a
AMBLE HEALTH AND LEISURE	Commercial Management	2005	No	n/a	n/a
AMBLE HEALTH AND LEISURE	Commercial Management	2005	No	n/a	n/a
ASTLEY COMMUNITY HIGH SCHOOL	School/College/University (in house)	1965	Yes	2013	n/a
BLYTH SPORTS CENTRE	Trust	1967	Yes	2007	n/a
BLYTH SPORTS CENTRE	Trust	1967	No	n/a	n/a
COLLINGWOOD SCHOOL AND MEDIA ARTS COLLEGE	School/College/University (in house)	1958	Yes	2005	n/a
CONCORDIA LEISURE CENTRE	Trust	1977	No	n/a	n/a
DERWENT MANOR HOTEL	Commercial Management	2003	No	n/a	n/a
DOXFORD HALL HOTEL AND SPA	Commercial Management	2007	No	n/a	n/a
GLENDALE MIDDLE SCHOOL	School/College/University (in house)	1953	No	n/a	n/a
HALTWHISTLE SWIMMING & LEISURE CENTRE	Trust	1975	Yes	2005	n/a
HALTWHISTLE SWIMMING & LEISURE CENTRE	Trust	1975	Yes	2003	n/a
HALTWHISTLE SWIMMING & LEISURE CENTRE	Trust	1975	Yes	2003	n/a
HOLIDAY INN HEALTH CLUB (GOSFORTH PARK)	Commercial Management	1974	Yes	2009	n/a
LINDEN HALL GOLF AND COUNTRY CLUB	Commercial Management	1991	Yes	2008	n/a
MATFEN HALL HOTEL - GOLF & SPA	Commercial Management	2004	No	n/a	n/a
MORPETH RIVERSIDE LEISURE CENTRE	Trust	1994	Yes	2009	n/a
NEW ASHINGTON LEISURE CENTRE	Trust	2015	No	n/a	n/a
PONTELAND LEISURE CENTRE	Trust	1991	Yes	1998	n/a
PONTELAND LEISURE CENTRE	Trust	1991	Yes	1998	n/a
PONTELAND LEISURE CENTRE	Trust	1991	Yes	1998	n/a
PRUDHOE WATERWORLD	Trust	1990	Yes	2007	n/a
RIVERDALE HALL HOTEL	Commercial Management	1983	Yes	2015	n/a
RIVERSIDE COUNTRY PARK	Commercial Management	1993	No	n/a	n/a
ROTHBURY POOL & GYM	Trust	2006	No	n/a	n/a
SLALEY HALL, NORTHUMBERLAND	Commercial Management	1995	Yes	2008	n/a
THE OCEAN CLUB	Commercial Management	2005	No	n/a	n/a
THE OCEAN CLUB	Commercial Management	2005	No	n/a	n/a
THE SWAN CENTRE FOR LEISURE	Trust	1995	No	n/a	n/a
THE SWAN CENTRE FOR LEISURE	Trust	1990	Yes	1998	n/a
VILLAGE FARM HEALTH CLUB	Commercial Management	1998	Yes	2007	n/a
WENTWORTH LEISURE CENTRE	Trust	2008	No	n/a	n/a
WENTWORTH LEISURE CENTRE	Trust	2008	No	n/a	n/a
WILLOWBURN LEISURE CENTRE	Trust	2003	No	n/a	n/a
WILLOWBURN LEISURE CENTRE	Trust	2003	No	n/a	n/a
WOOLER FIRST SCHOOL	School/College/University (in house)	1990	No	n/a	n/a

Contains Active Places Data © Sport England

APPENDIX 9: FACILITY AUDIT

Site Name	Site Id	Building Name or Number	Thoroughfare
ADVANTAGE HEALTH CLUB (HEXHAM)	1001661		
ALBERMARLE BARRACKS	1037525		Albemarle Barracks
ALNWICK RFC	1206398	St. James Park	Greensfield Avenue
ALNWICK SQUASH CLUB LTD	1036222	33	Bondgate Without
AMBLE HEALTH AND LEISURE	1042519		Links Road
ASHINGTON COMMUNITY HIGH SCHOOL	1005792		Green Lane
ASTLEY COMMUNITY HIGH SCHOOL	1005794		Elsdon Avenue
BEDE ACADEMY (NORTH)	1044381		Sixth Avenue
BERWICK ACADEMY	1005796		Adams Drive
BLUEPRINT HEALTH AND FITNESS	1010694	Hubbway House	Bassington Industrial Estate
BLYTH SPORTS CENTRE	1005798		Bolam Avenue
BODY-TEC HEALTH STUDIO	1010691	Unit 39	Union Street
CHANGES HEALTH & FITNESS CLUB	1003641		High Pit Road
CHANGES HEALTH & FITNESS CLUB	1003641		High Pit Road
CONCORDIA LEISURE CENTRE	1005803		Forum Way
CURVES FOR WOMEN (ASHINGTON)	30002609	UNIT 12	MERCHANT COURT
CURVES FOR WOMEN (CRAMLINGTON)	30002621	ADMIRAL BUSINESS PARK	NELSON PARK WEST
DERWENT MANOR HOTEL	1001286	Hole Row	
DOXFORD HALL HOTEL AND SPA	1044352		
FELTON VILLAGE HALL	1039129		Main Street
FIT 2 BE (LADIES ONLY)	1018835	55	Croft Road
HALTWHISTLE SWIMMING & LEISURE CENTRE	1005806		Greencroft
HAYDON BRIDGE HIGH SCHOOL	1005807		
HEALTHLANDS (LADIES ONLY) CLUB (MORPETH)	1045020	First Floor	Sanderson Arcade
HIRST WELFARE CENTRE	6021063		Alexandra Road
HOLIDAY INN HEALTH CLUB (GOSFORTH PARK)	1000435		Fisher Lane
JAMES CALVERT SPENCE COLLEGE (ACKLINGTON ROAD)	1005804		Acklington Road
LINDEN HALL GOLF AND COUNTRY CLUB	1101963		Off A697
MATFEN HALL HOTEL - GOLF & SPA	1009229		
MORPETH RIVERSIDE LEISURE CENTRE	1005819		New Market
MORPETH RUGBY FOOTBALL CLUB LIMITED	1206342		Mitford Road
NEW ASHINGTON LEISURE CENTRE	30002749		PORTLAND PARK
NEWBIGGIN SPORTS & COMMUNITY CENTRE	1005811		Woodhorn Road
NO LIMITS HEALTH & FITNESS	1006731	35-37	Fore Street

APPENDIX 9: FACILITY AUDIT

Site Name	Post Town	Post Code	Facility Type
ADVANTAGE HEALTH CLUB (HEXHAM)	Hexham	NE46 4EW	Health and Fitness Suite
ALBERMARLE BARRACKS	Newcastle upon Tyne	NE15 0RF	Health and Fitness Suite
ALNWICK RFC	Alnwick	NE66 1BE	Health and Fitness Suite
ALNWICK SQUASH CLUB LTD	Alnwick	NE66 1PR	Health and Fitness Suite
AMBLE HEALTH AND LEISURE	Morpeth	NE65 0SD	Health and Fitness Suite
ASHINGTON COMMUNITY HIGH SCHOOL	Ashington	NE63 8DH	Health and Fitness Suite
ASTLEY COMMUNITY HIGH SCHOOL	Whitley Bay	NE25 0BP	Health and Fitness Suite
BEDE ACADEMY (NORTH)	Blyth	NE24 2SY	Health and Fitness Suite
BERWICK ACADEMY	Berwick-upon-Tweed	TD15 2JF	Health and Fitness Suite
BLUEPRINT HEALTH AND FITNESS	Cramlington	NE23 8AD	Health and Fitness Suite
BLYTH SPORTS CENTRE	Blyth	NE24 5BT	Health and Fitness Suite
BODY-TEC HEALTH STUDIO	Blyth	NE24 2ED	Health and Fitness Suite
CHANGES HEALTH & FITNESS CLUB	Cramlington	NE23 6RB	Health and Fitness Suite
CHANGES HEALTH & FITNESS CLUB	Cramlington	NE23 6RB	Health and Fitness Suite
CONCORDIA LEISURE CENTRE	Cramlington	NE23 6YB	Health and Fitness Suite
CURVES FOR WOMEN (ASHINGTON)	ASHINGTON	NE63 0YH	Health and Fitness Suite
CURVES FOR WOMEN (CRAMLINGTON)	CRAMLINGTON	NE23 1WG	Health and Fitness Suite
DERWENT MANOR HOTEL	Consett	DH8 9BB	Health and Fitness Suite
DOXFORD HALL HOTEL AND SPA	Chathill	NE67 5DN	Health and Fitness Suite
FELTON VILLAGE HALL	Morpeth	NE65 9PT	Health and Fitness Suite
FIT 2 BE (LADIES ONLY)	Blyth	NE24 2EL	Health and Fitness Suite
HALTWHISTLE SWIMMING & LEISURE CENTRE	Haltwhistle	NE49 9DP	Health and Fitness Suite
HAYDON BRIDGE HIGH SCHOOL	Hexham	NE47 6LR	Health and Fitness Suite
HEALTHLANDS (LADIES ONLY) CLUB (MORPETH)	Morpeth	NE61 1NS	Health and Fitness Suite
HIRST WELFARE CENTRE	Ashington	NE63 9HN	Health and Fitness Suite
HOLIDAY INN HEALTH CLUB (GOSFORTH PARK)	Newcastle upon Tyne	NE13 6BP	Health and Fitness Suite
JAMES CALVERT SPENCE COLLEGE (ACKLINGTON ROAD)	Morpeth	NE65 0NG	Health and Fitness Suite
LINDEN HALL GOLF AND COUNTRY CLUB	Morpeth	NE65 8XF	Health and Fitness Suite
MATFEN HALL HOTEL - GOLF & SPA	Newcastle upon Tyne	NE20 0RH	Health and Fitness Suite
MORPETH RIVERSIDE LEISURE CENTRE	Morpeth	NE61 1PR	Health and Fitness Suite
MORPETH RUGBY FOOTBALL CLUB LIMITED	Morpeth	NE61 1RJ	Health and Fitness Suite
NEW ASHINGTON LEISURE CENTRE	ASHINGTON	NE63 9JY	Health and Fitness Suite
NEWBIGGIN SPORTS & COMMUNITY CENTRE	Newbiggin-by-the-Sea	NE64 6HG	Health and Fitness Suite
NO LIMITS HEALTH & FITNESS	Hexham	NE46 1LU	Health and Fitness Suite

APPENDIX 9: FACILITY AUDIT

Site Name	Facility Sub Type	Facility Id	Unit	Number	Changing Rooms
ADVANTAGE HEALTH CLUB (HEXHAM)	Health and Fitness Suite	2016297	Stations	8	Yes
ALBERMARLE BARRACKS	Health and Fitness Suite	2078737	Stations	14	Yes
ALNWICK RFC	Health and Fitness Suite	2084305	Stations	5	Yes
ALNWICK SQUASH CLUB LTD	Health and Fitness Suite	2073327	Stations	20	Yes
AMBLE HEALTH AND LEISURE	Health and Fitness Suite	4104816	Stations	30	Yes
ASHINGTON COMMUNITY HIGH SCHOOL	Health and Fitness Suite	2078993	Stations	22	Yes
ASTLEY COMMUNITY HIGH SCHOOL	Health and Fitness Suite	2018715	Stations	21	Yes
BEDE ACADEMY (NORTH)	Health and Fitness Suite	4116809	Stations	30	Yes
BERWICK ACADEMY	Health and Fitness Suite	2018717	Stations	25	Yes
BLUEPRINT HEALTH AND FITNESS	Health and Fitness Suite	2021358	Stations	35	Yes
BLYTH SPORTS CENTRE	Health and Fitness Suite	2018718	Stations	77	Yes
BODY-TEC HEALTH STUDIO	Health and Fitness Suite	2021355	Stations	30	Yes
CHANGES HEALTH & FITNESS CLUB	Health and Fitness Suite	2017393	Stations	54	Yes
CHANGES HEALTH & FITNESS CLUB	Health and Fitness Suite	30001381	Stations	26	Yes
CONCORDIA LEISURE CENTRE	Health and Fitness Suite	2018720	Stations	92	Yes
CURVES FOR WOMEN (ASHINGTON)	Health and Fitness Suite	30000825	Stations	1	Yes
CURVES FOR WOMEN (CRAMLINGTON)	Health and Fitness Suite	30000839	Stations	9	Yes
DERWENT MANOR HOTEL	Health and Fitness Suite	2015955	Stations	13	Yes
DOXFORD HALL HOTEL AND SPA	Health and Fitness Suite	4112340	Stations	5	Yes
FELTON VILLAGE HALL	Health and Fitness Suite	2084537	Stations	7	No
FIT 2 BE (LADIES ONLY)	Health and Fitness Suite	2038641	Stations	38	Yes
HALTWHISTLE SWIMMING & LEISURE CENTRE	Health and Fitness Suite	2018722	Stations	22	Yes
HAYDON BRIDGE HIGH SCHOOL	Health and Fitness Suite	2027106	Stations	20	Yes
HEALTHLANDS (LADIES ONLY) CLUB (MORPETH)	Health and Fitness Suite	4115077	Stations	26	Yes
HIRST WELFARE CENTRE	Health and Fitness Suite	2085510	Stations	44	Yes
HOLIDAY INN HEALTH CLUB (GOSFORTH PARK)	Health and Fitness Suite	2015182	Stations	18	Yes
JAMES CALVERT SPENCE COLLEGE (ACKLINGTON ROAD)	Health and Fitness Suite	4126828	Stations	8	Yes
LINDEN HALL GOLF AND COUNTRY CLUB	Health and Fitness Suite	2028643	Stations	5	Yes
MATFEN HALL HOTEL - GOLF & SPA	Health and Fitness Suite	2020349	Stations	34	Yes
MORPETH RIVERSIDE LEISURE CENTRE	Health and Fitness Suite	2018730	Stations	54	Yes
MORPETH RUGBY FOOTBALL CLUB LIMITED	Health and Fitness Suite	30000919	Stations	10	Yes
NEW ASHLINGTON LEISURE CENTRE	Health and Fitness Suite	30002301	Stations	100	Yes
NEWBIGGIN SPORTS & COMMUNITY CENTRE	Health and Fitness Suite	2018724	Stations	21	Yes
NO LIMITS HEALTH & FITNESS	Health and Fitness Suite	2019340	Stations	32	Yes

APPENDIX 9: FACILITY AUDIT

Site Name	Disability
ADVANTAGE HEALTH CLUB (HEXHAM)	Yes
ALBERMARLE BARRACKS	Yes
ALNWICK RFC	Yes
ALNWICK SQUASH CLUB LTD	No
AMBLE HEALTH AND LEISURE	Yes
ASHINGTON COMMUNITY HIGH SCHOOL	Yes
ASTLEY COMMUNITY HIGH SCHOOL	Yes
BEDE ACADEMY (NORTH)	Yes
BERWICK ACADEMY	Yes
BLUEPRINT HEALTH AND FITNESS	Yes
BLYTH SPORTS CENTRE	Yes
BODY-TEC HEALTH STUDIO	Yes
CHANGES HEALTH & FITNESS CLUB	No
CHANGES HEALTH & FITNESS CLUB	No
CONCORDIA LEISURE CENTRE	Yes
CURVES FOR WOMEN (ASHINGTON)	Not Known
CURVES FOR WOMEN (CRAMLINGTON)	Yes
DERWENT MANOR HOTEL	Yes
DOXFORD HALL HOTEL AND SPA	Yes
FELTON VILLAGE HALL	Yes
FIT 2 BE (LADIES ONLY)	Yes
HALTWHISTLE SWIMMING & LEISURE CENTRE	Yes
HAYDON BRIDGE HIGH SCHOOL	Yes
HEALTHLANDS (LADIES ONLY) CLUB (MORPETH)	Yes
HIRST WELFARE CENTRE	Yes
HOLIDAY INN HEALTH CLUB (GOSFORTH PARK)	Yes
JAMES CALVERT SPENCE COLLEGE (ACKLINGTON ROAD)	Yes
LINDEN HALL GOLF AND COUNTRY CLUB	Yes
MATFEN HALL HOTEL - GOLF & SPA	Yes
MORPETH RIVERSIDE LEISURE CENTRE	Yes
MORPETH RUGBY FOOTBALL CLUB LIMITED	Yes
NEW ASHINGTON LEISURE CENTRE	Yes
NEWBIGGIN SPORTS & COMMUNITY CENTRE	Yes
NO LIMITS HEALTH & FITNESS	No

APPENDIX 9: FACILITY AUDIT

Site Name	Disability Details
ADVANTAGE HEALTH CLUB (HEXHAM)	Parking, Finding and reaching the entrance, Reception area, Doorways, Changing facilities, Acti
ALBERMARLE BARRACKS	Parking, Finding and reaching the entrance, Reception area, Doorways, Changing facilities, Acti
ALNWICK RFC	Finding and reaching the entrance, Reception area, Doorways, Activity areas, Toilets, Social are
ALNWICK SQUASH CLUB LTD	
AMBLE HEALTH AND LEISURE	Parking, Finding and reaching the entrance, Reception area, Doorways, Changing facilities, Acti
ASHINGTON COMMUNITY HIGH SCHOOL	Parking, Finding and reaching the entrance, Reception area, Doorways, Activity areas, Emergen
ASTLEY COMMUNITY HIGH SCHOOL	Parking, Finding and reaching the entrance, Reception area, Doorways, Activity areas, Emergen
BEDE ACADEMY (NORTH)	Parking, Finding and reaching the entrance, Reception area, Doorways, Changing facilities, Acti
BERWICK ACADEMY	Parking, Finding and reaching the entrance, Reception area, Doorways, Changing facilities, Acti
BLUEPRINT HEALTH AND FITNESS	Parking, Finding and reaching the entrance, Reception area, Doorways, Changing facilities, Acti
BLYTH SPORTS CENTRE	Parking, Finding and reaching the entrance, Reception area, Doorways, Changing facilities, Acti
BODY-TEC HEALTH STUDIO	Emergency exits
CHANGES HEALTH & FITNESS CLUB	
CHANGES HEALTH & FITNESS CLUB	
CONCORDIA LEISURE CENTRE	Parking, Finding and reaching the entrance, Reception area, Doorways, Changing facilities, Acti
CURVES FOR WOMEN (ASHINGTON)	
CURVES FOR WOMEN (CRAMLINGTON)	Finding and reaching the entrance, Changing facilities, Activity areas, Toilets, Emergency exits
DERWENT MANOR HOTEL	Parking, Finding and reaching the entrance, Reception area, Doorways, Changing facilities, Toi
DOXFORD HALL HOTEL AND SPA	Parking, Finding and reaching the entrance, Reception area, Doorways, Changing facilities, Acti
FELTON VILLAGE HALL	Finding and reaching the entrance, Doorways, Activity areas, Toilets, Emergency exits
FIT 2 BE (LADIES ONLY)	Finding and reaching the entrance, Reception area, Doorways, Emergency exits
HALTWHISTLE SWIMMING & LEISURE CENTRE	Parking, Finding and reaching the entrance, Reception area, Doorways, Changing facilities, Acti
HAYDON BRIDGE HIGH SCHOOL	Parking, Finding and reaching the entrance, Reception area, Doorways, Activity areas, Emergen
HEALTHLANDS (LADIES ONLY) CLUB (MORPETH)	Finding and reaching the entrance, Reception area, Doorways, Changing facilities, Activity areas
HIRST WELFARE CENTRE	Parking, Reception area, Doorways, Changing facilities, Activity areas, Toilets, Social areas, Em
HOLIDAY INN HEALTH CLUB (GOSFORTH PARK)	Parking, Finding and reaching the entrance, Reception area, Doorways, Changing facilities, Acti
JAMES CALVERT SPENCE COLLEGE (ACKLINGTON ROAD)	Parking, Finding and reaching the entrance, Reception area, Doorways, Changing facilities, Acti
LINDEN HALL GOLF AND COUNTRY CLUB	Parking, Finding and reaching the entrance, Reception area, Doorways, Activity areas, Toilets, S
MATFEN HALL HOTEL - GOLF & SPA	Parking, Finding and reaching the entrance, Reception area, Doorways, Changing facilities, Acti
MORPETH RIVERSIDE LEISURE CENTRE	Parking, Reception area, Changing facilities, Activity areas, Toilets, Emergency exits
MORPETH RUGBY FOOTBALL CLUB LIMITED	Finding and reaching the entrance, Reception area, Doorways, Changing facilities, Activity areas
NEW ASHINGTON LEISURE CENTRE	Parking, Finding and reaching the entrance, Reception area, Doorways, Changing facilities, Acti
NEWBIGGIN SPORTS & COMMUNITY CENTRE	Parking, Reception area, Doorways, Changing facilities, Social areas, Spectator areas, Emergen
NO LIMITS HEALTH & FITNESS	

APPENDIX 9: FACILITY AUDIT

Site Name	Disability Notes
ADVANTAGE HEALTH CLUB (HEXHAM)	
ALBERMARLE BARRACKS	
ALNWICK RFC	
ALNWICK SQUASH CLUB LTD	
AMBLE HEALTH AND LEISURE	
ASHINGTON COMMUNITY HIGH SCHOOL	
ASTLEY COMMUNITY HIGH SCHOOL	
BEDE ACADEMY (NORTH)	
BERWICK ACADEMY	
BLUEPRINT HEALTH AND FITNESS	
BLYTH SPORTS CENTRE	Activity Areas: Lift available, Social Areas: Access via lift
BODY-TEC HEALTH STUDIO	
CHANGES HEALTH & FITNESS CLUB	Over two floors, no lift access
CHANGES HEALTH & FITNESS CLUB	Over two floors, no lift access
CONCORDIA LEISURE CENTRE	
CURVES FOR WOMEN (ASHINGTON)	
CURVES FOR WOMEN (CRAMLINGTON)	
DERWENT MANOR HOTEL	
DOXFORD HALL HOTEL AND SPA	
FELTON VILLAGE HALL	
FIT 2 BE (LADIES ONLY)	On first floor
HALTWHISTLE SWIMMING & LEISURE CENTRE	Parking: 3 disabled parking bays, Finding/Reaching Entrance: Sloping ramp, Doorways: Large a
HAYDON BRIDGE HIGH SCHOOL	
HEALTHLANDS (LADIES ONLY) CLUB (MORPETH)	
HIRST WELFARE CENTRE	
HOLIDAY INN HEALTH CLUB (GOSFORTH PARK)	
JAMES CALVERT SPENCE COLLEGE (ACKLINGTON ROAD)	
LINDEN HALL GOLF AND COUNTRY CLUB	
MATFEN HALL HOTEL - GOLF & SPA	
MORPETH RIVERSIDE LEISURE CENTRE	
MORPETH RUGBY FOOTBALL CLUB LIMITED	
NEW ASHINGTON LEISURE CENTRE	
NEWBIGGIN SPORTS & COMMUNITY CENTRE	
NO LIMITS HEALTH & FITNESS	

APPENDIX 9: FACILITY AUDIT

Site Name	Facility Status	Access Type
ADVANTAGE HEALTH CLUB (HEXHAM)	Operational	Registered Membership use
ALBERMARLE BARRACKS	Operational	Private Use
ALNWICK RFC	Operational	Sports Club / Community Association
ALNWICK SQUASH CLUB LTD	Operational	Registered Membership use
AMBLE HEALTH AND LEISURE	Operational	Registered Membership use
ASHINGTON COMMUNITY HIGH SCHOOL	Operational	Private Use
ASTLEY COMMUNITY HIGH SCHOOL	Operational	Sports Club / Community Association
BEDE ACADEMY (NORTH)	Operational	Sports Club / Community Association
BERWICK ACADEMY	Operational	Sports Club / Community Association
BLUEPRINT HEALTH AND FITNESS	Operational	Registered Membership use
BLYTH SPORTS CENTRE	Operational	Pay and Play
BODY-TEC HEALTH STUDIO	Operational	Registered Membership use
CHANGES HEALTH & FITNESS CLUB	Operational	Registered Membership use
CHANGES HEALTH & FITNESS CLUB	Operational	Registered Membership use
CONCORDIA LEISURE CENTRE	Operational	Pay and Play
CURVES FOR WOMEN (ASHINGTON)	Operational	Registered Membership use
CURVES FOR WOMEN (CRAMLINGTON)	Operational	Registered Membership use
DERWENT MANOR HOTEL	Operational	Registered Membership use
DOXFORD HALL HOTEL AND SPA	Operational	Registered Membership use
FELTON VILLAGE HALL	Operational	Sports Club / Community Association
FIT 2 BE (LADIES ONLY)	Operational	Registered Membership use
HALTWHISTLE SWIMMING & LEISURE CENTRE	Operational	Pay and Play
HAYDON BRIDGE HIGH SCHOOL	Operational	Private Use
HEALTHLANDS (LADIES ONLY) CLUB (MORPETH)	Operational	Registered Membership use
HIRST WELFARE CENTRE	Operational	Pay and Play
HOLIDAY INN HEALTH CLUB (GOSFORTH PARK)	Operational	Registered Membership use
JAMES CALVERT SPENCE COLLEGE (ACKLINGTON ROAD)	Operational	Private Use
LINDEN HALL GOLF AND COUNTRY CLUB	Operational	Registered Membership use
MATFEN HALL HOTEL - GOLF & SPA	Operational	Registered Membership use
MORPETH RIVERSIDE LEISURE CENTRE	Operational	Pay and Play
MORPETH RUGBY FOOTBALL CLUB LIMITED	Operational	Sports Club / Community Association
NEW ASHLINGTON LEISURE CENTRE	Operational	Pay and Play
NEWBIGGIN SPORTS & COMMUNITY CENTRE	Operational	Pay and Play
NO LIMITS HEALTH & FITNESS	Operational	Registered Membership use

APPENDIX 9: FACILITY AUDIT

Site Name	Ownership Type	Management Type	Year Built
ADVANTAGE HEALTH CLUB (HEXHAM)	Commercial	Commercial Management	1982
ALBERMARLE BARRACKS	MOD	MOD	1997
ALNWICK RFC	Sports Club	Sport Club	2004
ALNWICK SQUASH CLUB LTD	Commercial	Commercial Management	1975
AMBLE HEALTH AND LEISURE	Commercial	Commercial Management	2005
ASHINGTON COMMUNITY HIGH SCHOOL	Community school	School/College/University (in house)	2006
ASTLEY COMMUNITY HIGH SCHOOL	Community school	School/College/University (in house)	1985
BEDE ACADEMY (NORTH)	Academies	School/College/University (in house)	2011
BERWICK ACADEMY	Academies	School/College/University (in house)	2008
BLUEPRINT HEALTH AND FITNESS	Commercial	Commercial Management	2001
BLYTH SPORTS CENTRE	Local Authority	Trust	1981
BODY-TEC HEALTH STUDIO	Commercial	Commercial Management	1988
CHANGES HEALTH & FITNESS CLUB	Commercial	Commercial Management	1992
CHANGES HEALTH & FITNESS CLUB	Commercial	Commercial Management	1992
CONCORDIA LEISURE CENTRE	Local Authority	Trust	1977
CURVES FOR WOMEN (ASHINGTON)	Commercial	Commercial Management	2016
CURVES FOR WOMEN (CRAMLINGTON)	Commercial	Commercial Management	n/a
DERWENT MANOR HOTEL	Commercial	Commercial Management	2003
DOXFORD HALL HOTEL AND SPA	Commercial	Commercial Management	2007
FELTON VILLAGE HALL	Community Organisation	Community Organisation	2004
FIT 2 BE (LADIES ONLY)	Commercial	Commercial Management	2005
HALTWHISTLE SWIMMING & LEISURE CENTRE	Other	Trust	2003
HAYDON BRIDGE HIGH SCHOOL	Community school	School/College/University (in house)	1998
HEALTHLANDS (LADIES ONLY) CLUB (MORPETH)	Commercial	Commercial Management	2010
HIRST WELFARE CENTRE	Other	Trust	2005
HOLIDAY INN HEALTH CLUB (GOSFORTH PARK)	Commercial	Commercial Management	1974
JAMES CALVERT SPENCE COLLEGE (ACKLINGTON ROAD)	Community school	School/College/University (in house)	2013
LINDEN HALL GOLF AND COUNTRY CLUB	Commercial	Commercial Management	1997
MATFEN HALL HOTEL - GOLF & SPA	Commercial	Commercial Management	2004
MORPETH RIVERSIDE LEISURE CENTRE	Local Authority	Trust	1991
MORPETH RUGBY FOOTBALL CLUB LIMITED	Sports Club	Sport Club	1999
NEW ASHINGTON LEISURE CENTRE	Local Authority	Trust	2016
NEWBIGGIN SPORTS & COMMUNITY CENTRE	Local Authority	Trust	1973
NO LIMITS HEALTH & FITNESS	Commercial	Commercial Management	2000

APPENDIX 9: FACILITY AUDIT

Site Name	Refurbished	Year Refurbished	Closed Date
ADVANTAGE HEALTH CLUB (HEXHAM)	Yes	2009	n/a
ALBERMARLE BARRACKS	No	n/a	n/a
ALNWICK RFC	Yes	2014	n/a
ALNWICK SQUASH CLUB LTD	Yes	2005	n/a
AMBLE HEALTH AND LEISURE	Yes	2012	n/a
ASHINGTON COMMUNITY HIGH SCHOOL	No	n/a	n/a
ASTLEY COMMUNITY HIGH SCHOOL	Yes	2012	n/a
BEDE ACADEMY (NORTH)	No	n/a	n/a
BERWICK ACADEMY	No	n/a	n/a
BLUEPRINT HEALTH AND FITNESS	No	n/a	n/a
BLYTH SPORTS CENTRE	No	n/a	n/a
BODY-TEC HEALTH STUDIO	Yes	2012	n/a
CHANGES HEALTH & FITNESS CLUB	Yes	2013	n/a
CHANGES HEALTH & FITNESS CLUB	Yes	2013	n/a
CONCORDIA LEISURE CENTRE	Yes	2016	n/a
CURVES FOR WOMEN (ASHINGTON)	Not Known	n/a	n/a
CURVES FOR WOMEN (CRAMLINGTON)	Yes	2015	n/a
DERWENT MANOR HOTEL	No	n/a	n/a
DOXFORD HALL HOTEL AND SPA	No	n/a	n/a
FELTON VILLAGE HALL	Yes	2014	n/a
FIT 2 BE (LADIES ONLY)	Yes	2012	n/a
HALTWHISTLE SWIMMING & LEISURE CENTRE	Yes	2011	n/a
HAYDON BRIDGE HIGH SCHOOL	No	n/a	n/a
HEALTHLANDS (LADIES ONLY) CLUB (MORPETH)	No	n/a	n/a
HIRST WELFARE CENTRE	No	n/a	n/a
HOLIDAY INN HEALTH CLUB (GOSFORTH PARK)	Yes	2005	n/a
JAMES CALVERT SPENCE COLLEGE (ACKLINGTON ROAD)	No	n/a	n/a
LINDEN HALL GOLF AND COUNTRY CLUB	Yes	2005	n/a
MATFEN HALL HOTEL - GOLF & SPA	No	n/a	n/a
MORPETH RIVERSIDE LEISURE CENTRE	Yes	2009	n/a
MORPETH RUGBY FOOTBALL CLUB LIMITED	No	n/a	n/a
NEW ASHLINGTON LEISURE CENTRE	No	n/a	n/a
NEWBIGGIN SPORTS & COMMUNITY CENTRE	Yes	2006	n/a
NO LIMITS HEALTH & FITNESS	Yes	2006	n/a

APPENDIX 9: FACILITY AUDIT

Site Name	Site Id	Building Name or Number	Thoroughfare
NO LIMITS HEALTH & FITNESS STUDIO (ALNWICK)	1003653	10	Fenkle Street
NORTHGATE HOSPITAL	1024962		
OASIS HEALTH CLUB	1010697	18-20	Woodhorn Road
PARAMOUNT HEALTH & FITNESS	1001162		Glebe Road
PONTELAND LEISURE CENTRE	1005814		Callerton Lane
PRUDHOE FOOTBALL AND SPORTS CENTRE	1005815		Moor Road
PRUDHOE WATERWORLD	1005816		Front Street
RAF BOULMER	1039066		
REAL FITNESS	30004501	UNIT 3A	SOUTH ROAD INDUSTRIAL ESTATE
ROTHBURY POOL & GYM	1005820		Silverton Lane
SLALEY HALL, NORTHUMBERLAND	1000518		
SPORTING CLUB CRAMLINGTON	1008107		Highburn
ST BENET BISCOP HIGH SCHOOL	1005822		Ridge Terrace
THE DUCHESS'S COMMUNITY HIGH SCHOOL	30004520		TAYLOR DRIVE
THE EVOLUTION GYM & TRAINING CENTRE	1000303	10a	Station Road
THE KING EDWARD VI SCHOOL	6007444		Cottingwood Lane
THE OCEAN CLUB	1014220		Seafield Road
THE SWAN CENTRE FOR LEISURE	1005800		Northumberland Road
TROPICANA HEALTH & FITNESS CLUB	1010700	76	Newgate Street
TYNEDALE RUGBY FOOTBALL CLUB LTD	1206853		Tynedale Park
VILLAGE FARM HEALTH CLUB	1003672	Village Farm	
WENTWORTH LEISURE CENTRE	1005824	Wentworth Park	
WILLOWBURN LEISURE CENTRE	1005791		Willowburn Avenue

Contains Active Places Data © Sport England

APPENDIX 9: FACILITY AUDIT

Site Name	Post Town	Post Code	Facility Type
NO LIMITS HEALTH & FITNESS STUDIO (ALNWICK)	Alnwick	NE66 1HR	Health and Fitness Suite
NORTHGATE HOSPITAL	Morpeth	NE61 3BP	Health and Fitness Suite
OASIS HEALTH CLUB	Ashington	NE63 9AE	Health and Fitness Suite
PARAMOUNT HEALTH & FITNESS	Bedlington	NE22 6JT	Health and Fitness Suite
PONTELAND LEISURE CENTRE	Newcastle upon Tyne	NE20 9EG	Health and Fitness Suite
PRUDHOE FOOTBALL AND SPORTS CENTRE	Prudhoe	NE42 5LJ	Health and Fitness Suite
PRUDHOE WATERWORLD	Prudhoe	NE42 5DQ	Health and Fitness Suite
RAF BOULMER	Alnwick	NE66 3JF	Health and Fitness Suite
REAL FITNESS	ALNWICK	NE66 2NN	Health and Fitness Suite
ROTHBURY POOL & GYM	Morpeth	NE65 7RJ	Health and Fitness Suite
SLALEY HALL, NORTHUMBERLAND	Hexham	NE47 0BX	Health and Fitness Suite
SPORTING CLUB CRAMLINGTON	Cramlington	NE23 6BN	Health and Fitness Suite
ST BENET BISCOP HIGH SCHOOL	Bedlington	NE22 6ED	Health and Fitness Suite
THE DUCHESS'S COMMUNITY HIGH SCHOOL	ALNWICK	NE66 2DH	Health and Fitness Suite
THE EVOLUTION GYM & TRAINING CENTRE	Bedlington	NE22 5HB	Health and Fitness Suite
THE KING EDWARD VI SCHOOL	Morpeth	NE61 1DN	Health and Fitness Suite
THE OCEAN CLUB	Seahouses	NE68 7SP	Health and Fitness Suite
THE SWAN CENTRE FOR LEISURE	Berwick-upon-Tweed	TD15 2AS	Health and Fitness Suite
TROPICANA HEALTH & FITNESS CLUB	Morpeth	NE61 1BQ	Health and Fitness Suite
TYNEDALE RUGBY FOOTBALL CLUB LTD	Corbridge	NE45 5AY	Health and Fitness Suite
VILLAGE FARM HEALTH CLUB	Alnwick	NE66 2XS	Health and Fitness Suite
WENTWORTH LEISURE CENTRE	Hexham	NE46 3PD	Health and Fitness Suite
WILLOWBURN LEISURE CENTRE	Alnwick	NE66 2JH	Health and Fitness Suite

Contains Active Places Data © Sport England

APPENDIX 9: FACILITY AUDIT

Site Name	Facility Sub Type	Facility Id	Unit	Number	Changing Rooms
NO LIMITS HEALTH & FITNESS STUDIO (ALNWICK)	Health and Fitness Suite	2017404	Stations	26	Yes
NORTHGATE HOSPITAL	Health and Fitness Suite	4085020	Stations	20	Yes
OASIS HEALTH CLUB	Health and Fitness Suite	2021361	Stations	60	Yes
PARAMOUNT HEALTH & FITNESS	Health and Fitness Suite	2015845	Stations	50	Yes
PONTELAND LEISURE CENTRE	Health and Fitness Suite	2018726	Stations	32	Yes
PRUDHOE FOOTBALL AND SPORTS CENTRE	Health and Fitness Suite	2018727	Stations	14	Yes
PRUDHOE WATERWORLD	Health and Fitness Suite	2018728	Stations	48	Yes
RAF BOULMER	Health and Fitness Suite	2084192	Stations	50	Yes
REAL FITNESS	Health and Fitness Suite	30008293	Stations	26	Yes
ROTHBURY POOL & GYM	Health and Fitness Suite	2084363	Stations	24	Yes
SLALEY HALL, NORTHUMBERLAND	Health and Fitness Suite	2015258	Stations	18	Yes
SPORTING CLUB CRAMLINGTON	Health and Fitness Suite	2019613	Stations	24	Yes
ST BENET BISCOP HIGH SCHOOL	Health and Fitness Suite	2018731	Stations	7	Yes
THE DUCHESS'S COMMUNITY HIGH SCHOOL	Health and Fitness Suite	30008359	Stations	8	Yes
THE EVOLUTION GYM & TRAINING CENTRE	Health and Fitness Suite	2015060	Stations	75	Yes
THE KING EDWARD VI SCHOOL	Health and Fitness Suite	2080923	Stations	16	Yes
THE OCEAN CLUB	Health and Fitness Suite	2029653	Stations	28	Yes
THE SWAN CENTRE FOR LEISURE	Health and Fitness Suite	2018719	Stations	53	Yes
TROPICANA HEALTH & FITNESS CLUB	Health and Fitness Suite	2021364	Stations	68	Yes
TYNEDALE RUGBY FOOTBALL CLUB LTD	Health and Fitness Suite	2083642	Stations	9	Yes
VILLAGE FARM HEALTH CLUB	Health and Fitness Suite	2017422	Stations	30	Yes
WENTWORTH LEISURE CENTRE	Health and Fitness Suite	2018732	Stations	76	Yes
WILLOWBURN LEISURE CENTRE	Health and Fitness Suite	2018713	Stations	49	Yes

Contains Active Places Data © Sport England

1767

APPENDIX 9: FACILITY AUDIT

Site Name	Disability
NO LIMITS HEALTH & FITNESS STUDIO (ALNWICK)	Yes
NORTHGATE HOSPITAL	Yes
OASIS HEALTH CLUB	Yes
PARAMOUNT HEALTH & FITNESS	Yes
PONTELAND LEISURE CENTRE	Yes
PRUDHOE FOOTBALL AND SPORTS CENTRE	Yes
PRUDHOE WATERWORLD	Yes
RAF BOULMER	Yes
REAL FITNESS	Yes
ROTHBURY POOL & GYM	Yes
SLALEY HALL, NORTHUMBERLAND	Yes
SPORTING CLUB CRAMLINGTON	Yes
ST BENET BISCOP HIGH SCHOOL	Yes
THE DUCHESS'S COMMUNITY HIGH SCHOOL	Yes
THE EVOLUTION GYM & TRAINING CENTRE	Yes
THE KING EDWARD VI SCHOOL	Yes
THE OCEAN CLUB	Yes
THE SWAN CENTRE FOR LEISURE	Yes
TROPICANA HEALTH & FITNESS CLUB	No
TYNEDALE RUGBY FOOTBALL CLUB LTD	Yes
VILLAGE FARM HEALTH CLUB	Yes
WENTWORTH LEISURE CENTRE	Yes
WILLOWBURN LEISURE CENTRE	Yes

Contains Active Places Data © Sport England

APPENDIX 9: FACILITY AUDIT

Site Name	Disability Details
NO LIMITS HEALTH & FITNESS STUDIO (ALNWICK)	Emergency exits
NORTHGATE HOSPITAL	Parking, Finding and reaching the entrance, Reception area, Doorways, Activity areas, Toilets, S
OASIS HEALTH CLUB	Doorways, Activity areas, Social areas, Emergency exits
PARAMOUNT HEALTH & FITNESS	Parking, Reception area, Doorways, Changing facilities, Toilets, Emergency exits
PONTELAND LEISURE CENTRE	Parking, Reception area, Doorways, Changing facilities, Activity areas, Toilets, Social areas, Sp
PRUDHOE FOOTBALL AND SPORTS CENTRE	Parking, Reception area, Doorways, Changing facilities, Toilets, Emergency exits
PRUDHOE WATERWORLD	Parking, Finding and reaching the entrance, Reception area, Doorways, Changing facilities, Acti
RAF BOULMER	Finding and reaching the entrance, Reception area, Doorways, Changing facilities, Toilets, Soci
REAL FITNESS	Parking, Finding and reaching the entrance, Reception area, Doorways, Activity areas, Toilets, E
ROTHBURY POOL & GYM	Parking, Finding and reaching the entrance, Reception area, Doorways, Changing facilities, Acti
SLALEY HALL, NORTHUMBERLAND	Parking, Finding and reaching the entrance, Reception area, Doorways, Activity areas, Toilets, S
SPORTING CLUB CRAMLINGTON	Parking, Toilets
ST BENET BISCOP HIGH SCHOOL	Parking, Finding and reaching the entrance, Reception area, Doorways, Changing facilities, Acti
THE DUCHESS'S COMMUNITY HIGH SCHOOL	Finding and reaching the entrance, Toilets, Emergency exits
THE EVOLUTION GYM & TRAINING CENTRE	Emergency exits
THE KING EDWARD VI SCHOOL	Finding and reaching the entrance, Reception area, Doorways, Activity areas, Emergency exits
THE OCEAN CLUB	Parking, Finding and reaching the entrance, Reception area, Doorways, Changing facilities, Acti
THE SWAN CENTRE FOR LEISURE	Parking, Finding and reaching the entrance, Reception area, Doorways, Changing facilities, Acti
TROPICANA HEALTH & FITNESS CLUB	
TYNEDALE RUGBY FOOTBALL CLUB LTD	Parking, Finding and reaching the entrance, Reception area, Doorways, Changing facilities, Acti
VILLAGE FARM HEALTH CLUB	Parking, Finding and reaching the entrance, Reception area, Doorways, Activity areas, Emergen
WENTWORTH LEISURE CENTRE	Parking, Finding and reaching the entrance, Reception area, Doorways, Changing facilities, Acti
WILLOWBURN LEISURE CENTRE	Parking, Finding and reaching the entrance, Reception area, Changing facilities, Activity areas, '

Contains Active Places Data © Sport England

APPENDIX 9: FACILITY AUDIT

Site Name	Disability Notes
NO LIMITS HEALTH & FITNESS STUDIO (ALNWICK)	
NORTHGATE HOSPITAL	
OASIS HEALTH CLUB	
PARAMOUNT HEALTH & FITNESS	
PONTELAND LEISURE CENTRE	
PRUDHOE FOOTBALL AND SPORTS CENTRE	
PRUDHOE WATERWORLD	
RAF BOULMER	
REAL FITNESS	
ROTHBURY POOL & GYM	
SLALEY HALL, NORTHUMBERLAND	
SPORTING CLUB CRAMLINGTON	Lift
ST BENET BISCOP HIGH SCHOOL	
THE DUCHESS'S COMMUNITY HIGH SCHOOL	
THE EVOLUTION GYM & TRAINING CENTRE	
THE KING EDWARD VI SCHOOL	
THE OCEAN CLUB	
THE SWAN CENTRE FOR LEISURE	Parking: 5 Bays
TROPICANA HEALTH & FITNESS CLUB	
TYNEDALE RUGBY FOOTBALL CLUB LTD	
VILLAGE FARM HEALTH CLUB	
WENTWORTH LEISURE CENTRE	
WILLOWBURN LEISURE CENTRE	Parking: 8 Bays

Contains Active Places Data © Sport England

APPENDIX 9: FACILITY AUDIT

Site Name	Facility Status	Access Type
NO LIMITS HEALTH & FITNESS STUDIO (ALNWICK)	Operational	Registered Membership use
NORTHGATE HOSPITAL	Operational	Private Use
OASIS HEALTH CLUB	Operational	Registered Membership use
PARAMOUNT HEALTH & FITNESS	Operational	Registered Membership use
PONTELAND LEISURE CENTRE	Operational	Pay and Play
PRUDHOE FOOTBALL AND SPORTS CENTRE	Operational	Registered Membership use
PRUDHOE WATERWORLD	Operational	Pay and Play
RAF BOULMER	Operational	Private Use
REAL FITNESS	Operational	Registered Membership use
ROTHBURY POOL & GYM	Operational	Pay and Play
SLALEY HALL, NORTHUMBERLAND	Operational	Registered Membership use
SPORTING CLUB CRAMLINGTON	Operational	Pay and Play
ST BENET BISCOP HIGH SCHOOL	Operational	Sports Club / Community Association
THE DUCHESS'S COMMUNITY HIGH SCHOOL	Operational	Private Use
THE EVOLUTION GYM & TRAINING CENTRE	Operational	Registered Membership use
THE KING EDWARD VI SCHOOL	Operational	Private Use
THE OCEAN CLUB	Operational	Registered Membership use
THE SWAN CENTRE FOR LEISURE	Operational	Pay and Play
TROPICANA HEALTH & FITNESS CLUB	Operational	Registered Membership use
TYNEDALE RUGBY FOOTBALL CLUB LTD	Operational	Sports Club / Community Association
VILLAGE FARM HEALTH CLUB	Operational	Registered Membership use
WENTWORTH LEISURE CENTRE	Operational	Pay and Play
WILLOWBURN LEISURE CENTRE	Operational	Pay and Play

Contains Active Places Data © Sport England

APPENDIX 9: FACILITY AUDIT

Site Name	Ownership Type	Management Type	Year Built
NO LIMITS HEALTH & FITNESS STUDIO (ALNWICK)	Commercial	Commercial Management	1997
NORTHGATE HOSPITAL	Health Authority	Health Authority	2009
OASIS HEALTH CLUB	Commercial	Commercial Management	1993
PARAMOUNT HEALTH & FITNESS	Commercial	Commercial Management	1996
PONTELAND LEISURE CENTRE	Local Authority	Trust	1991
PRUDHOE FOOTBALL AND SPORTS CENTRE	Community school	Trust	2016
PRUDHOE WATERWORLD	Local Authority	Trust	2000
RAF BOULMER	MOD	MOD	1975
REAL FITNESS	Commercial	Commercial Management	n/a
ROTHBURY POOL & GYM	Voluntary Aided School	Trust	2008
SLALEY HALL, NORTHUMBERLAND	Commercial	Commercial Management	1995
SPORTING CLUB CRAMLINGTON	Community school	Trust	2002
ST BENET BISCOP HIGH SCHOOL	Academies	School/College/University (in house)	1975
THE DUCHESS'S COMMUNITY HIGH SCHOOL	Community school	School/College/University (in house)	2016
THE EVOLUTION GYM & TRAINING CENTRE	Commercial	Commercial Management	1986
THE KING EDWARD VI SCHOOL	Voluntary Controlled School	School/College/University (in house)	1995
THE OCEAN CLUB	Commercial	Commercial Management	2005
THE SWAN CENTRE FOR LEISURE	Local Authority	Trust	1990
TROPICANA HEALTH & FITNESS CLUB	Commercial	Commercial Management	1997
TYNEDALE RUGBY FOOTBALL CLUB LTD	Sports Club	Sport Club	2008
VILLAGE FARM HEALTH CLUB	Commercial	Commercial Management	1998
WENTWORTH LEISURE CENTRE	Local Authority	Trust	2001
WILLOWBURN LEISURE CENTRE	Local Authority	Trust	2003

Contains Active Places Data © Sport England

APPENDIX 9: FACILITY AUDIT

Site Name	Refurbished	Year Refurbished	Closed Date
NO LIMITS HEALTH & FITNESS STUDIO (ALNWICK)	Yes	2003	n/a
NORTHGATE HOSPITAL	No	n/a	n/a
OASIS HEALTH CLUB	Yes	2014	n/a
PARAMOUNT HEALTH & FITNESS	Yes	2005	n/a
PONTELAND LEISURE CENTRE	Yes	2000	n/a
PRUDHOE FOOTBALL AND SPORTS CENTRE	No	n/a	n/a
PRUDHOE WATERWORLD	Yes	2016	n/a
RAF BOULMER	Yes	2005	n/a
REAL FITNESS	No	n/a	n/a
ROTHBURY POOL & GYM	No	n/a	n/a
SLALEY HALL, NORTHUMBERLAND	Yes	2014	n/a
SPORTING CLUB CRAMLINGTON	Yes	2009	n/a
ST BENET BISCOP HIGH SCHOOL	Yes	2003	n/a
THE DUCHESS'S COMMUNITY HIGH SCHOOL	No	n/a	n/a
THE EVOLUTION GYM & TRAINING CENTRE	Yes	2011	n/a
THE KING EDWARD VI SCHOOL	Yes	2006	n/a
THE OCEAN CLUB	No	n/a	n/a
THE SWAN CENTRE FOR LEISURE	Yes	2010	n/a
TROPICANA HEALTH & FITNESS CLUB	Yes	2001	n/a
TYNEDALE RUGBY FOOTBALL CLUB LTD	Yes	2011	n/a
VILLAGE FARM HEALTH CLUB	Yes	2012	n/a
WENTWORTH LEISURE CENTRE	Yes	2008	n/a
WILLOWBURN LEISURE CENTRE	No	n/a	n/a

Contains Active Places Data © Sport England

APPENDIX 9: FACILITY AUDIT

Site Name	Site Id	Building Name or Number
ALNWICK SQUASH CLUB LTD	1036222	33
BEDE ACADEMY (NORTH)	1044381	
BEDLINGTONSHIRE COMMUNITY SCHOOL	1005795	
BLUEPRINT HEALTH AND FITNESS	1010694	Hubbway House
BLYTH SPORTS CENTRE	1005798	
BLYTH SPORTS CENTRE	1005798	
CHANGES HEALTH & FITNESS CLUB	1003641	
CHANGES HEALTH & FITNESS CLUB	1003641	
CONCORDIA LEISURE CENTRE	1005803	
CONCORDIA LEISURE CENTRE	1005803	
CONCORDIA LEISURE CENTRE	1005803	
FIT 2 BE (LADIES ONLY)	1018835	55
HALTWHISTLE SWIMMING & LEISURE CENTRE	1005806	
HEALTHLANDS (LADIES ONLY) CLUB (MORPETH)	1045020	First Floor
JAMES CALVERT SPENCE COLLEGE (ACKLINGTON ROAD)	1005804	
MATFEN HALL HOTEL - GOLF & SPA	1009229	
MORPETH RIVERSIDE LEISURE CENTRE	1005819	
NEW ASHINGTON LEISURE CENTRE	30002749	
NEW ASHINGTON LEISURE CENTRE	30002749	
NEW ASHINGTON LEISURE CENTRE	30002749	
NO LIMITS HEALTH & FITNESS	1006731	35-37
NO LIMITS HEALTH & FITNESS STUDIO (ALNWICK)	1003653	10
NORTHUMBERLAND COFE ACADEMY (JOSEPHINE BUTLER CAMPUS)	1052020	
OASIS HEALTH CLUB	1010697	18-20
OASIS HEALTH CLUB	1010697	18-20
PARAMOUNT HEALTH & FITNESS	1001162	
PONTELAND LEISURE CENTRE	1005814	
PRUDHOE WATERWORLD	1005816	
SPORTING CLUB CRAMLINGTON	1008107	
ST BENET BISCOP HIGH SCHOOL	1005822	
THE BLYTH ACADEMY	1005818	
THE EVOLUTION GYM & TRAINING CENTRE	1000303	10a
THE OCEAN CLUB	1014220	
THE SWAN CENTRE FOR LEISURE	1005800	

APPENDIX 9: FACILITY AUDIT

Site Name	Thoroughfare	Post Town	Post Code
ALNWICK SQUASH CLUB LTD	Bondgate Without	Alnwick	NE66 1PR
BEDE ACADEMY (NORTH)	Sixth Avenue	Blyth	NE24 2SY
BEDLINGTONSHIRE COMMUNITY SCHOOL	Palace Road	Bedlington	NE22 7DS
BLUEPRINT HEALTH AND FITNESS	Bassington Industrial Estate	Cramlington	NE23 8AD
BLYTH SPORTS CENTRE	Bolam Avenue	Blyth	NE24 5BT
BLYTH SPORTS CENTRE	Bolam Avenue	Blyth	NE24 5BT
CHANGES HEALTH & FITNESS CLUB	High Pit Road	Cramlington	NE23 6RB
CHANGES HEALTH & FITNESS CLUB	High Pit Road	Cramlington	NE23 6RB
CONCORDIA LEISURE CENTRE	Forum Way	Cramlington	NE23 6YB
CONCORDIA LEISURE CENTRE	Forum Way	Cramlington	NE23 6YB
CONCORDIA LEISURE CENTRE	Forum Way	Cramlington	NE23 6YB
FIT 2 BE (LADIES ONLY)	Croft Road	Blyth	NE24 2EL
HALTWHISTLE SWIMMING & LEISURE CENTRE	Greencroft	Haltwhistle	NE49 9DP
HEALTHLANDS (LADIES ONLY) CLUB (MORPETH)	Sanderson Arcade	Morpeth	NE61 1NS
JAMES CALVERT SPENCE COLLEGE (ACKLINGTON ROAD)	Acklington Road	Morpeth	NE65 0NG
MATFEN HALL HOTEL - GOLF & SPA		Newcastle upon Tyne	NE20 0RH
MORPETH RIVERSIDE LEISURE CENTRE	New Market	Morpeth	NE61 1PR
NEW ASHINGTON LEISURE CENTRE	PORTLAND PARK	ASHINGTON	NE63 9JY
NEW ASHINGTON LEISURE CENTRE	PORTLAND PARK	ASHINGTON	NE63 9JY
NEW ASHINGTON LEISURE CENTRE	PORTLAND PARK	ASHINGTON	NE63 9JY
NO LIMITS HEALTH & FITNESS	Fore Street	Hexham	NE46 1LU
NO LIMITS HEALTH & FITNESS STUDIO (ALNWICK)	Fenkle Street	Alnwick	NE66 1HR
NORTHUMBERLAND COFE ACADEMY (JOSEPHINE BUTLER CAMPUS)	Academy Road	Ashington	NE63 9RZ
OASIS HEALTH CLUB	Woodhorn Road	Ashington	NE63 9AE
OASIS HEALTH CLUB	Woodhorn Road	Ashington	NE63 9AE
PARAMOUNT HEALTH & FITNESS	Glebe Road	Bedlington	NE22 6JT
PONTELAND LEISURE CENTRE	Callerton Lane	Newcastle upon Tyne	NE20 9EG
PRUDHOE WATERWORLD	Front Street	Prudhoe	NE42 5DQ
SPORTING CLUB CRAMLINGTON	Highburn	Cramlington	NE23 6BN
ST BENET BISCOP HIGH SCHOOL	Ridge Terrace	Bedlington	NE22 6ED
THE BLYTH ACADEMY	Chase Farm Drive	Blyth	NE24 4JP
THE EVOLUTION GYM & TRAINING CENTRE	Station Road	Bedlington	NE22 5HB
THE OCEAN CLUB	Seafield Road	Seahouses	NE68 7SP
THE SWAN CENTRE FOR LEISURE	Northumberland Road	Berwick-upon-Tweed	TD15 2AS

APPENDIX 9: FACILITY AUDIT

Site Name	Facility Type	Facility Sub Type	Facility Id	Unit
ALNWICK SQUASH CLUB LTD	Studio	Studio	4114015	Studios
BEDE ACADEMY (NORTH)	Studio	Studio	4112622	Studios
BEDLINGTONSHIRE COMMUNITY SCHOOL	Studio	Studio	4005568	Studios
BLUEPRINT HEALTH AND FITNESS	Studio	Studio	4008562	Studios
BLYTH SPORTS CENTRE	Studio	Studio	4005572	Studios
BLYTH SPORTS CENTRE	Studio	Studio	4127018	Studios
CHANGES HEALTH & FITNESS CLUB	Studio	Studio	4002899	Studios
CHANGES HEALTH & FITNESS CLUB	Studio	Studio	30001382	Studios
CONCORDIA LEISURE CENTRE	Studio	Studio	4005579	Studios
CONCORDIA LEISURE CENTRE	Studio	Studio	30007675	Studios
CONCORDIA LEISURE CENTRE	Studio	Studio	30007676	Studios
FIT 2 BE (LADIES ONLY)	Studio	Studio	4038642	Studios
HALTWHISTLE SWIMMING & LEISURE CENTRE	Studio	Studio	4148513	Studios
HEALTHLANDS (LADIES ONLY) CLUB (MORPETH)	Studio	Studio	4115085	Studios
JAMES CALVERT SPENCE COLLEGE (ACKLINGTON ROAD)	Studio	Studio	4126827	Studios
MATFEN HALL HOTEL - GOLF & SPA	Studio	Studio	4007761	Studios
MORPETH RIVERSIDE LEISURE CENTRE	Studio	Studio	4005599	Studios
NEW ASHINGTON LEISURE CENTRE	Studio	Studio	30002298	Studios
NEW ASHINGTON LEISURE CENTRE	Studio	Studio	30002299	Studios
NEW ASHINGTON LEISURE CENTRE	Studio	Studio	30002300	Studios
NO LIMITS HEALTH & FITNESS	Studio	Studio	4006572	Studios
NO LIMITS HEALTH & FITNESS STUDIO (ALNWICK)	Studio	Studio	30001368	Studios
NORTHUMBERLAND COFE ACADEMY (JOSEPHINE BUTLER CAMPUS)	Studio	Studio	4126975	Studios
OASIS HEALTH CLUB	Studio	Studio	4008564	Studios
OASIS HEALTH CLUB	Studio	Studio	30001447	Studios
PARAMOUNT HEALTH & FITNESS	Studio	Studio	4001080	Studios
PONTELAND LEISURE CENTRE	Studio	Studio	4005591	Studios
PRUDHOE WATERWORLD	Studio	Studio	4005593	Studios
SPORTING CLUB CRAMLINGTON	Studio	Studio	4007001	Studios
ST BENET BISCOP HIGH SCHOOL	Studio	Studio	4005602	Studios
THE BLYTH ACADEMY	Studio	Studio	4005597	Studios
THE EVOLUTION GYM & TRAINING CENTRE	Studio	Studio	30001066	Studios
THE OCEAN CLUB	Studio	Studio	30000967	Studios
THE SWAN CENTRE FOR LEISURE	Studio	Studio	4005574	Studios

APPENDIX 9: FACILITY AUDIT

Site Name	Number	Changing Rooms	Disability
ALNWICK SQUASH CLUB LTD	1	Yes	No
BEDE ACADEMY (NORTH)	1	Yes	Yes
BEDLINGTONSHIRE COMMUNITY SCHOOL	0	Yes	Yes
BLUEPRINT HEALTH AND FITNESS	0	Yes	Yes
BLYTH SPORTS CENTRE	1	Yes	Yes
BLYTH SPORTS CENTRE	2	Yes	Yes
CHANGES HEALTH & FITNESS CLUB	1	Yes	No
CHANGES HEALTH & FITNESS CLUB	1	Yes	No
CONCORDIA LEISURE CENTRE	0	Yes	Yes
CONCORDIA LEISURE CENTRE	0	Yes	Yes
CONCORDIA LEISURE CENTRE	0	Yes	Yes
FIT 2 BE (LADIES ONLY)	0	Yes	Yes
HALTWHISTLE SWIMMING & LEISURE CENTRE	1	Yes	Yes
HEALTHLANDS (LADIES ONLY) CLUB (MORPETH)	0	Yes	Yes
JAMES CALVERT SPENCE COLLEGE (ACKLINGTON ROAD)	1	Yes	Yes
MATFEN HALL HOTEL - GOLF & SPA	0	Yes	Yes
MORPETH RIVERSIDE LEISURE CENTRE	0	Yes	Yes
NEW ASHINGTON LEISURE CENTRE	0	Yes	Yes
NEW ASHINGTON LEISURE CENTRE	0	Yes	Yes
NEW ASHINGTON LEISURE CENTRE	0	Yes	Yes
NO LIMITS HEALTH & FITNESS	0	Yes	No
NO LIMITS HEALTH & FITNESS STUDIO (ALNWICK)	0	Yes	Yes
NORTHUMBERLAND COFE ACADEMY (JOSEPHINE BUTLER CAMPUS)	0	Yes	Yes
OASIS HEALTH CLUB	0	Yes	Yes
OASIS HEALTH CLUB	0	Yes	Yes
PARAMOUNT HEALTH & FITNESS	1	Yes	Yes
PONTELAND LEISURE CENTRE	0	Yes	Yes
PRUDHOE WATERWORLD	0	Yes	Yes
SPORTING CLUB CRAMLINGTON	1	Yes	Yes
ST BENET BISCOP HIGH SCHOOL	1	Yes	Yes
THE BLYTH ACADEMY	0	Yes	Yes
THE EVOLUTION GYM & TRAINING CENTRE	1	Yes	Yes
THE OCEAN CLUB	1	Yes	Yes
THE SWAN CENTRE FOR LEISURE	0	Yes	Yes

APPENDIX 9: FACILITY AUDIT

Site Name	Disability Details
ALNWICK SQUASH CLUB LTD	
BEDE ACADEMY (NORTH)	Parking, Finding and reaching the entrance, Reception area, Doorways, Changing
BEDLINGTONSHIRE COMMUNITY SCHOOL	Parking, Finding and reaching the entrance, Reception area, Doorways, Activity are
BLUEPRINT HEALTH AND FITNESS	Parking, Finding and reaching the entrance, Reception area, Doorways, Changing
BLYTH SPORTS CENTRE	Parking, Finding and reaching the entrance, Reception area, Doorways, Changing
BLYTH SPORTS CENTRE	Parking, Finding and reaching the entrance, Reception area, Doorways, Changing
CHANGES HEALTH & FITNESS CLUB	
CHANGES HEALTH & FITNESS CLUB	
CONCORDIA LEISURE CENTRE	Parking, Finding and reaching the entrance, Reception area, Doorways, Changing
CONCORDIA LEISURE CENTRE	Parking, Finding and reaching the entrance, Reception area, Doorways, Changing
CONCORDIA LEISURE CENTRE	Parking, Finding and reaching the entrance, Reception area, Doorways, Changing
FIT 2 BE (LADIES ONLY)	Finding and reaching the entrance, Reception area, Doorways, Emergency exits
HALTWHISTLE SWIMMING & LEISURE CENTRE	Parking, Finding and reaching the entrance, Reception area, Doorways, Changing
HEALTHLANDS (LADIES ONLY) CLUB (MORPETH)	Finding and reaching the entrance, Reception area, Doorways, Changing facilities,
JAMES CALVERT SPENCE COLLEGE (ACKLINGTON ROAD)	Parking, Finding and reaching the entrance, Reception area, Doorways, Changing
MATFEN HALL HOTEL - GOLF & SPA	Parking, Finding and reaching the entrance, Reception area, Doorways, Changing
MORPETH RIVERSIDE LEISURE CENTRE	Parking, Reception area, Changing facilities, Activity areas, Toilets, Emergency exi
NEW ASHINGTON LEISURE CENTRE	Parking, Finding and reaching the entrance, Reception area, Doorways, Changing
NEW ASHINGTON LEISURE CENTRE	Parking, Finding and reaching the entrance, Reception area, Doorways, Changing
NEW ASHINGTON LEISURE CENTRE	Parking, Finding and reaching the entrance, Reception area, Doorways, Changing
NO LIMITS HEALTH & FITNESS	
NO LIMITS HEALTH & FITNESS STUDIO (ALNWICK)	Emergency exits
NORTHUMBERLAND COFE ACADEMY (JOSEPHINE BUTLER CAMPUS)	Parking, Finding and reaching the entrance, Reception area, Doorways, Changing
OASIS HEALTH CLUB	Doorways, Changing facilities, Toilets, Social areas, Emergency exits
OASIS HEALTH CLUB	Changing facilities, Activity areas, Toilets, Social areas, Emergency exits
PARAMOUNT HEALTH & FITNESS	Parking, Reception area, Doorways, Changing facilities, Toilets, Emergency exits
PONTELAND LEISURE CENTRE	Parking, Reception area, Doorways, Changing facilities, Activity areas, Toilets, Soc
PRUDHOE WATERWORLD	Parking, Finding and reaching the entrance, Reception area, Doorways, Changing
SPORTING CLUB CRAMLINGTON	Parking, Toilets
ST BENET BISCOP HIGH SCHOOL	Parking, Finding and reaching the entrance, Reception area, Doorways, Changing
THE BLYTH ACADEMY	Parking, Finding and reaching the entrance, Reception area, Doorways, Activity are
THE EVOLUTION GYM & TRAINING CENTRE	Emergency exits
THE OCEAN CLUB	Parking, Finding and reaching the entrance, Reception area, Doorways, Changing
THE SWAN CENTRE FOR LEISURE	Parking, Finding and reaching the entrance, Reception area, Doorways, Changing

APPENDIX 9: FACILITY AUDIT

Site Name	Disability Notes
ALNWICK SQUASH CLUB LTD	
BEDE ACADEMY (NORTH)	
BEDLINGTONSHIRE COMMUNITY SCHOOL	
BLUEPRINT HEALTH AND FITNESS	
BLYTH SPORTS CENTRE	Activity Areas: Lift available, Social Areas: Access via lift
BLYTH SPORTS CENTRE	Activity Areas: Lift available, Social Areas: Access via lift
CHANGES HEALTH & FITNESS CLUB	Over two floors, no lift access
CHANGES HEALTH & FITNESS CLUB	Over two floors, no lift access
CONCORDIA LEISURE CENTRE	
CONCORDIA LEISURE CENTRE	Disabled lift and showers
CONCORDIA LEISURE CENTRE	Disabled lift and showers
FIT 2 BE (LADIES ONLY)	On first floor
HALTWHISTLE SWIMMING & LEISURE CENTRE	Parking: 3 disabled parking bays, Finding/Reaching Entrance: Sloping ramp, Doorv
HEALTHLANDS (LADIES ONLY) CLUB (MORPETH)	
JAMES CALVERT SPENCE COLLEGE (ACKLINGTON ROAD)	
MATFEN HALL HOTEL - GOLF & SPA	
MORPETH RIVERSIDE LEISURE CENTRE	
NEW ASHINGTON LEISURE CENTRE	
NEW ASHINGTON LEISURE CENTRE	
NEW ASHINGTON LEISURE CENTRE	
NO LIMITS HEALTH & FITNESS	
NO LIMITS HEALTH & FITNESS STUDIO (ALNWICK)	On 1st and 2nd Floor
NORTHUMBERLAND COFE ACADEMY (JOSEPHINE BUTLER CAMPUS)	
OASIS HEALTH CLUB	Changing Facilities: Dance Studio On 1st Floor
OASIS HEALTH CLUB	
PARAMOUNT HEALTH & FITNESS	
PONTELAND LEISURE CENTRE	
PRUDHOE WATERWORLD	
SPORTING CLUB CRAMLINGTON	Lift
ST BENET BISCOP HIGH SCHOOL	
THE BLYTH ACADEMY	
THE EVOLUTION GYM & TRAINING CENTRE	On 1st floor
THE OCEAN CLUB	
THE SWAN CENTRE FOR LEISURE	Parking: 5 Bays

APPENDIX 9: FACILITY AUDIT

Site Name	Facility Status	Access Type
ALNWICK SQUASH CLUB LTD	Operational	Registered Membership use
BEDE ACADEMY (NORTH)	Operational	Sports Club / Community Association
BEDLINGTONSHIRE COMMUNITY SCHOOL	Operational	Private Use
BLUEPRINT HEALTH AND FITNESS	Operational	Registered Membership use
BLYTH SPORTS CENTRE	Operational	Pay and Play
BLYTH SPORTS CENTRE	Operational	Pay and Play
CHANGES HEALTH & FITNESS CLUB	Operational	Registered Membership use
CHANGES HEALTH & FITNESS CLUB	Operational	Registered Membership use
CONCORDIA LEISURE CENTRE	Operational	Pay and Play
CONCORDIA LEISURE CENTRE	Operational	Pay and Play
CONCORDIA LEISURE CENTRE	Operational	Pay and Play
FIT 2 BE (LADIES ONLY)	Operational	Registered Membership use
HALTWHISTLE SWIMMING & LEISURE CENTRE	Operational	Pay and Play
HEALTHLANDS (LADIES ONLY) CLUB (MORPETH)	Operational	Registered Membership use
JAMES CALVERT SPENCE COLLEGE (ACKLINGTON ROAD)	Operational	Sports Club / Community Association
MATFEN HALL HOTEL - GOLF & SPA	Operational	Registered Membership use
MORPETH RIVERSIDE LEISURE CENTRE	Operational	Pay and Play
NEW ASHINGTON LEISURE CENTRE	Operational	Pay and Play
NEW ASHINGTON LEISURE CENTRE	Operational	Pay and Play
NEW ASHINGTON LEISURE CENTRE	Operational	Pay and Play
NO LIMITS HEALTH & FITNESS	Operational	Registered Membership use
NO LIMITS HEALTH & FITNESS STUDIO (ALNWICK)	Operational	Registered Membership use
NORTHUMBERLAND COFE ACADEMY (JOSEPHINE BUTLER CAMPUS)	Operational	Private Use
OASIS HEALTH CLUB	Operational	Registered Membership use
OASIS HEALTH CLUB	Operational	Registered Membership use
PARAMOUNT HEALTH & FITNESS	Operational	Registered Membership use
PONTELAND LEISURE CENTRE	Operational	Pay and Play
PRUDHOE WATERWORLD	Operational	Pay and Play
SPORTING CLUB CRAMLINGTON	Operational	Pay and Play
ST BENET BISCOP HIGH SCHOOL	Operational	Sports Club / Community Association
THE BLYTH ACADEMY	Operational	Sports Club / Community Association
THE EVOLUTION GYM & TRAINING CENTRE	Operational	Registered Membership use
THE OCEAN CLUB	Operational	Registered Membership use
THE SWAN CENTRE FOR LEISURE	Operational	Pay and Play

APPENDIX 9: FACILITY AUDIT

Site Name	Ownership Type	Management Type	Year Built
ALNWICK SQUASH CLUB LTD	Commercial	Commercial Management	2002
BEDE ACADEMY (NORTH)	Academies	School/College/University (in house)	2009
BEDLINGTONSHIRE COMMUNITY SCHOOL	Community school	School/College/University (in house)	1974
BLUEPRINT HEALTH AND FITNESS	Commercial	Commercial Management	2001
BLYTH SPORTS CENTRE	Local Authority	Trust	1979
BLYTH SPORTS CENTRE	Local Authority	Trust	1981
CHANGES HEALTH & FITNESS CLUB	Commercial	Commercial Management	1992
CHANGES HEALTH & FITNESS CLUB	Commercial	Commercial Management	2015
CONCORDIA LEISURE CENTRE	Local Authority	Trust	1977
CONCORDIA LEISURE CENTRE	Local Authority	Trust	2016
CONCORDIA LEISURE CENTRE	Local Authority	Trust	2016
FIT 2 BE (LADIES ONLY)	Commercial	Commercial Management	2006
HALTWHISTLE SWIMMING & LEISURE CENTRE	Other	Trust	2013
HEALTHLANDS (LADIES ONLY) CLUB (MORPETH)	Commercial	Commercial Management	2010
JAMES CALVERT SPENCE COLLEGE (ACKLINGTON ROAD)	Community school	School/College/University (in house)	2013
MATFEN HALL HOTEL - GOLF & SPA	Commercial	Commercial Management	2004
MORPETH RIVERSIDE LEISURE CENTRE	Local Authority	Trust	2000
NEW ASHINGTON LEISURE CENTRE	Local Authority	Trust	2016
NEW ASHINGTON LEISURE CENTRE	Local Authority	Trust	2016
NEW ASHINGTON LEISURE CENTRE	Local Authority	Trust	2016
NO LIMITS HEALTH & FITNESS	Commercial	Commercial Management	2000
NO LIMITS HEALTH & FITNESS STUDIO (ALNWICK)	Commercial	Commercial Management	2014
NORTHUMBERLAND COFE ACADEMY (JOSEPHINE BUTLER CAMPUS)	Academies	School/College/University (in house)	2012
OASIS HEALTH CLUB	Commercial	Commercial Management	1993
OASIS HEALTH CLUB	Commercial	Commercial Management	n/a
PARAMOUNT HEALTH & FITNESS	Commercial	Commercial Management	1996
PONTELAND LEISURE CENTRE	Local Authority	Trust	1991
PRUDHOE WATERWORLD	Local Authority	Trust	2000
SPORTING CLUB CRAMLINGTON	Community school	Trust	2002
ST BENET BISCOP HIGH SCHOOL	Academies	School/College/University (in house)	2002
THE BLYTH ACADEMY	Academies	School/College/University (in house)	2002
THE EVOLUTION GYM & TRAINING CENTRE	Commercial	Commercial Management	1986
THE OCEAN CLUB	Commercial	Sport Club	2015
THE SWAN CENTRE FOR LEISURE	Local Authority	Trust	1990

APPENDIX 9: FACILITY AUDIT

Site Name	Refurbished	Year Refurbished	Closed Date
ALNWICK SQUASH CLUB LTD	No	n/a	n/a
BEDE ACADEMY (NORTH)	No	n/a	n/a
BEDLINGTONSHIRE COMMUNITY SCHOOL	No	n/a	n/a
BLUEPRINT HEALTH AND FITNESS	Yes	2009	n/a
BLYTH SPORTS CENTRE	No	n/a	n/a
BLYTH SPORTS CENTRE	No	n/a	n/a
CHANGES HEALTH & FITNESS CLUB	Yes	2002	n/a
CHANGES HEALTH & FITNESS CLUB	No	n/a	n/a
CONCORDIA LEISURE CENTRE	Yes	1998	n/a
CONCORDIA LEISURE CENTRE	No	n/a	n/a
CONCORDIA LEISURE CENTRE	No	n/a	n/a
FIT 2 BE (LADIES ONLY)	No	n/a	n/a
HALTWHISTLE SWIMMING & LEISURE CENTRE	No	n/a	n/a
HEALTHLANDS (LADIES ONLY) CLUB (MORPETH)	No	n/a	n/a
JAMES CALVERT SPENCE COLLEGE (ACKLINGTON ROAD)	No	n/a	n/a
MATFEN HALL HOTEL - GOLF & SPA	No	n/a	n/a
MORPETH RIVERSIDE LEISURE CENTRE	Yes	2009	n/a
NEW ASHINGTON LEISURE CENTRE	No	n/a	n/a
NEW ASHINGTON LEISURE CENTRE	No	n/a	n/a
NEW ASHINGTON LEISURE CENTRE	No	n/a	n/a
NO LIMITS HEALTH & FITNESS	Yes	2006	n/a
NO LIMITS HEALTH & FITNESS STUDIO (ALNWICK)	No	n/a	n/a
NORTHUMBERLAND COFE ACADEMY (JOSEPHINE BUTLER CAMPUS)	No	n/a	n/a
OASIS HEALTH CLUB	Yes	2014	n/a
OASIS HEALTH CLUB	No	n/a	n/a
PARAMOUNT HEALTH & FITNESS	Yes	2002	n/a
PONTELAND LEISURE CENTRE	Yes	2000	n/a
PRUDHOE WATERWORLD	Yes	2016	n/a
SPORTING CLUB CRAMLINGTON	No	n/a	n/a
ST BENET BISCOP HIGH SCHOOL	No	n/a	n/a
THE BLYTH ACADEMY	No	n/a	n/a
THE EVOLUTION GYM & TRAINING CENTRE	Yes	2011	n/a
THE OCEAN CLUB	No	n/a	n/a
THE SWAN CENTRE FOR LEISURE	Yes	2004	n/a

APPENDIX 9: FACILITY AUDIT

Site Name

ALNWICK SQUASH CLUB LTD

BEDE ACADEMY (NORTH)

BEDLINGTONSHIRE COMMUNITY SCHOOL

BLUEPRINT HEALTH AND FITNESS

BLYTH SPORTS CENTRE

BLYTH SPORTS CENTRE

CHANGES HEALTH & FITNESS CLUB

CHANGES HEALTH & FITNESS CLUB

CONCORDIA LEISURE CENTRE

CONCORDIA LEISURE CENTRE

CONCORDIA LEISURE CENTRE

FIT 2 BE (LADIES ONLY)

HALTWHISTLE SWIMMING & LEISURE CENTRE

HEALTHLANDS (LADIES ONLY) CLUB (MORPETH)

JAMES CALVERT SPENCE COLLEGE (ACKLINGTON ROAD)

MATFEN HALL HOTEL - GOLF & SPA

MORPETH RIVERSIDE LEISURE CENTRE

NEW ASHINGTON LEISURE CENTRE

NEW ASHINGTON LEISURE CENTRE

NEW ASHINGTON LEISURE CENTRE

NO LIMITS HEALTH & FITNESS

NO LIMITS HEALTH & FITNESS STUDIO (ALNWICK)

NORTHUMBERLAND COFE ACADEMY (JOSEPHINE BUTLER CAMPUS)

OASIS HEALTH CLUB

OASIS HEALTH CLUB

PARAMOUNT HEALTH & FITNESS

PONTELAND LEISURE CENTRE

PRUDHOE WATERWORLD

SPORTING CLUB CRAMLINGTON

ST BENET BISCOP HIGH SCHOOL

THE BLYTH ACADEMY

THE EVOLUTION GYM & TRAINING CENTRE

THE OCEAN CLUB

THE SWAN CENTRE FOR LEISURE

APPENDIX 9: FACILITY AUDIT

Site Name

ALNWICK SQUASH CLUB LTD

BEDE ACADEMY (NORTH)

BEDLINGTONSHIRE COMMUNITY SCHOOL

BLUEPRINT HEALTH AND FITNESS

BLYTH SPORTS CENTRE

BLYTH SPORTS CENTRE

CHANGES HEALTH & FITNESS CLUB

CHANGES HEALTH & FITNESS CLUB

CONCORDIA LEISURE CENTRE

CONCORDIA LEISURE CENTRE

CONCORDIA LEISURE CENTRE

FIT 2 BE (LADIES ONLY)

HALTWHISTLE SWIMMING & LEISURE CENTRE

HEALTHLANDS (LADIES ONLY) CLUB (MORPETH)

JAMES CALVERT SPENCE COLLEGE (ACKLINGTON ROAD)

MATFEN HALL HOTEL - GOLF & SPA

MORPETH RIVERSIDE LEISURE CENTRE

NEW ASHINGTON LEISURE CENTRE

NEW ASHINGTON LEISURE CENTRE

NEW ASHINGTON LEISURE CENTRE

NO LIMITS HEALTH & FITNESS

NO LIMITS HEALTH & FITNESS STUDIO (ALNWICK)

NORTHUMBERLAND COFE ACADEMY (JOSEPHINE BUTLER CAMPUS)

OASIS HEALTH CLUB

OASIS HEALTH CLUB

PARAMOUNT HEALTH & FITNESS

PONTELAND LEISURE CENTRE

PRUDHOE WATERWORLD

SPORTING CLUB CRAMLINGTON

ST BENET BISCOP HIGH SCHOOL

THE BLYTH ACADEMY

THE EVOLUTION GYM & TRAINING CENTRE

THE OCEAN CLUB

THE SWAN CENTRE FOR LEISURE

APPENDIX 9: FACILITY AUDIT

Site Name	Site Id	Building Name or Number
THE SWAN CENTRE FOR LEISURE	1005800	
TROPICANA HEALTH & FITNESS CLUB	1010700	76
WENTWORTH LEISURE CENTRE	1005824	Wentworth Park
WENTWORTH LEISURE CENTRE	1005824	Wentworth Park
WENTWORTH LEISURE CENTRE	1005824	Wentworth Park
WENTWORTH LEISURE CENTRE	1005824	Wentworth Park
WILLOWBURN LEISURE CENTRE	1005791	

Contains Active Places Data © Sport England

APPENDIX 9: FACILITY AUDIT

Site Name	Thoroughfare	Post Town	Post Code
THE SWAN CENTRE FOR LEISURE	Northumberland Road	Berwick-upon-Tweed	TD15 2AS
TROPICANA HEALTH & FITNESS CLUB	Newgate Street	Morpeth	NE61 1BQ
WENTWORTH LEISURE CENTRE	Willowburn Avenue	Hexham	NE46 3PD
WENTWORTH LEISURE CENTRE		Hexham	NE46 3PD
WENTWORTH LEISURE CENTRE		Hexham	NE46 3PD
WENTWORTH LEISURE CENTRE		Hexham	NE46 3PD
WILLOWBURN LEISURE CENTRE		Alnwick	NE66 2JH

Contains Active Places Data © Sport England

APPENDIX 9: FACILITY AUDIT

Site Name	Facility Type	Facility Sub Type	Facility Id	Unit
THE SWAN CENTRE FOR LEISURE	Studio	Studio	30001501	Studios
TROPICANA HEALTH & FITNESS CLUB	Studio	Studio	4083366	Studios
WENTWORTH LEISURE CENTRE	Studio	Studio	4005604	Studios
WENTWORTH LEISURE CENTRE	Studio	Studio	4081225	Studios
WENTWORTH LEISURE CENTRE	Studio	Studio	4082725	Studios
WENTWORTH LEISURE CENTRE	Studio	Studio	4082726	Studios
WILLOWBURN LEISURE CENTRE	Studio	Studio	4081198	Studios

Contains Active Places Data © Sport England

APPENDIX 9: FACILITY AUDIT

Site Name	Number	Changing Rooms	Disability
THE SWAN CENTRE FOR LEISURE	0	Yes	Yes
TROPICANA HEALTH & FITNESS CLUB	0	Yes	No
WENTWORTH LEISURE CENTRE	0	Yes	Yes
WENTWORTH LEISURE CENTRE	0	Yes	Yes
WENTWORTH LEISURE CENTRE	0	Yes	Yes
WENTWORTH LEISURE CENTRE	0	Yes	Yes
WILLOWBURN LEISURE CENTRE	0	Yes	Yes

Contains Active Places Data © Sport England

APPENDIX 9: FACILITY AUDIT

Site Name	Disability Details
THE SWAN CENTRE FOR LEISURE	Parking, Finding and reaching the entrance, Reception area, Doorways, Changing
TROPICANA HEALTH & FITNESS CLUB	
WENTWORTH LEISURE CENTRE	Parking, Finding and reaching the entrance, Reception area, Doorways, Changing
WENTWORTH LEISURE CENTRE	Parking, Finding and reaching the entrance, Reception area, Doorways, Changing
WENTWORTH LEISURE CENTRE	Parking, Finding and reaching the entrance, Reception area, Doorways, Changing
WENTWORTH LEISURE CENTRE	Parking, Finding and reaching the entrance, Reception area, Doorways, Changing
WILLOWBURN LEISURE CENTRE	Parking, Finding and reaching the entrance, Reception area, Changing facilities, Ac

Contains Active Places Data © Sport England

APPENDIX 9: FACILITY AUDIT

Site Name	Disability Notes
THE SWAN CENTRE FOR LEISURE	
TROPICANA HEALTH & FITNESS CLUB	
WENTWORTH LEISURE CENTRE	
WENTWORTH LEISURE CENTRE	
WENTWORTH LEISURE CENTRE	
WENTWORTH LEISURE CENTRE	
WILLOWBURN LEISURE CENTRE	Parking: 8 Bays

Contains Active Places Data © Sport England

APPENDIX 9: FACILITY AUDIT

Site Name	Facility Status	Access Type
THE SWAN CENTRE FOR LEISURE	Operational	Pay and Play
TROPICANA HEALTH & FITNESS CLUB	Operational	Registered Membership use
WENTWORTH LEISURE CENTRE	Operational	Pay and Play
WENTWORTH LEISURE CENTRE	Operational	Pay and Play
WENTWORTH LEISURE CENTRE	Operational	Pay and Play
WENTWORTH LEISURE CENTRE	Operational	Pay and Play
WILLOWBURN LEISURE CENTRE	Operational	Pay and Play

Contains Active Places Data © Sport England

APPENDIX 9: FACILITY AUDIT

Site Name	Ownership Type	Management Type	Year Built
THE SWAN CENTRE FOR LEISURE	Local Authority	Commercial Management	2014
TROPICANA HEALTH & FITNESS CLUB	Commercial	Commercial Management	2008
WENTWORTH LEISURE CENTRE	Local Authority	Trust	2008
WENTWORTH LEISURE CENTRE	Local Authority	Trust	2008
WENTWORTH LEISURE CENTRE	Local Authority	Trust	1986
WENTWORTH LEISURE CENTRE	Local Authority	Trust	1986
WILLOWBURN LEISURE CENTRE	Local Authority	Trust	2008

Contains Active Places Data © Sport England

APPENDIX 9: FACILITY AUDIT

Site Name	Refurbished	Year Refurbished	Closed Date
THE SWAN CENTRE FOR LEISURE	No	n/a	n/a
TROPICANA HEALTH & FITNESS CLUB	Yes	2011	n/a
WENTWORTH LEISURE CENTRE	No	n/a	n/a
WENTWORTH LEISURE CENTRE	No	n/a	n/a
WENTWORTH LEISURE CENTRE	Yes	2001	n/a
WENTWORTH LEISURE CENTRE	Yes	2007	n/a
WILLOWBURN LEISURE CENTRE	No	n/a	n/a

Contains Active Places Data © Sport England

Site Name
THE SWAN CENTRE FOR LEISURE
TROPICANA HEALTH & FITNESS CLUB
WENTWORTH LEISURE CENTRE
WENTWORTH LEISURE CENTRE
WENTWORTH LEISURE CENTRE
WENTWORTH LEISURE CENTRE
WILLOWBURN LEISURE CENTRE

Contains Active Places Data © Sport England

APPENDIX 9: FACILITY AUDIT

Site Name
THE SWAN CENTRE FOR LEISURE
TROPICANA HEALTH & FITNESS CLUB
WENTWORTH LEISURE CENTRE
WENTWORTH LEISURE CENTRE
WENTWORTH LEISURE CENTRE
WENTWORTH LEISURE CENTRE
WILLOWBURN LEISURE CENTRE

Contains Active Places Data © Sport England

APPENDIX 9: FACILITY AUDIT

Site Name	Site Id	Building Name or Number	Thoroughfare
ALBERMARLE BARRACKS	1037525		Albemarle Barracks
ALNWICK DUKES MIDDLE SCHOOL	6006308		Hope House Lane
ASHINGTON COMMUNITY HIGH SCHOOL	1005792		Green Lane
ASTLEY COMMUNITY HIGH SCHOOL	1005794		Elsdon Avenue
BEDE ACADEMY (NORTH)	1044381		Sixth Avenue
BEDLINGTONSHIRE COMMUNITY SCHOOL	1005795		Palace Road
BELLINGHAM MIDDLE SCHOOL AND COLLEGE	6006317		Redesmouth Road
BELLINGHAM MIDDLE SCHOOL AND COLLEGE	6006317		Redesmouth Road
BELSAY FIRST SCHOOL	6013362		
BERWICK ACADEMY	1005796		Adams Drive
BERWICK MIDDLE SCHOOL	6006330		Lovaine Terrace
BLANCHLAND VILLAGE HALL	1039076		Derwent View
BLYTH MORPETH ROAD PRIMARY SCHOOL	1044267		BATES AVENUE
BLYTH SPORTS CENTRE	1005798		Bolam Avenue
BLYTH SPORTS CENTRE	1005798		Bolam Avenue
BOTHAL PRIMARY SCHOOL	6017928		High Market
BOTHAL PRIMARY SCHOOL	6017928		High Market
CHANTRY MIDDLE SCHOOL	1005801		Mitford Road
CHANTRY MIDDLE SCHOOL	1005801		Mitford Road
CONCORDIA LEISURE CENTRE	1005803		Forum Way
CONCORDIA LEISURE CENTRE	1005803		Forum Way
CORBRIDGE MIDDLE SCHOOL	6020405		Cow Lane
CREIGHTON MEMORIAL HALL	1039088		W T Stead Road
CROFTWAY PRIMARY ACADEMY	6013095		William Street
DR THOMLINSON CHURCH OF ENGLAND MIDDLE SCHOOL	1039074		Silverton Lane
ELLINGTON PRIMARY SCHOOL	6013425		Warkworth Drive
GLENDALE MIDDLE SCHOOL	6006334	15	Brewery Road
HALTWHISTLE COMMUNITY CAMPUS (UPPER SCHOOL)	6006378		Park Avenue
HALTWHISTLE SWIMMING & LEISURE CENTRE	1005806		Greencroft
HAYDON BRIDGE HIGH SCHOOL	1005807		
HAYDON BRIDGE HIGH SCHOOL	1005807		
HEXHAM MIDDLE SCHOOL	6006336		Wanless Lane
HIGH FOREST COMMUNITY CENTRE	1044032		
HIGHFIELD MIDDLE SCHOOL	6006345		Highfield Lane

APPENDIX 9: FACILITY AUDIT

Site Name	Post Town	Post Code	Facility Type
ALBERMARLE BARRACKS	Newcastle upon Tyne	NE15 0RF	Sports Hall
ALNWICK DUKES MIDDLE SCHOOL	Alnwick	NE66 1UN	Sports Hall
ASHINGTON COMMUNITY HIGH SCHOOL	Ashington	NE63 8DH	Sports Hall
ASTLEY COMMUNITY HIGH SCHOOL	Whitley Bay	NE25 0BP	Sports Hall
BEDE ACADEMY (NORTH)	Blyth	NE24 2SY	Sports Hall
BEDLINGTONSHIRE COMMUNITY SCHOOL	Bedlington	NE22 7DS	Sports Hall
BELLINGHAM MIDDLE SCHOOL AND COLLEGE	Hexham	NE48 2EN	Sports Hall
BELLINGHAM MIDDLE SCHOOL AND COLLEGE	Hexham	NE48 2EN	Sports Hall
BELSAY FIRST SCHOOL	Newcastle upon Tyne	NE20 0ET	Sports Hall
BERWICK ACADEMY	Berwick-upon-Tweed	TD15 2JF	Sports Hall
BERWICK MIDDLE SCHOOL	Berwick-upon-Tweed	TD15 1LA	Sports Hall
BLANCHLAND VILLAGE HALL	Consett	DH8 9UA	Sports Hall
BLYTH MORPETH ROAD PRIMARY SCHOOL	BLYTH	NE24 5TQ	Sports Hall
BLYTH SPORTS CENTRE	Blyth	NE24 5BT	Sports Hall
BLYTH SPORTS CENTRE	Blyth	NE24 5BT	Sports Hall
BOTHAL PRIMARY SCHOOL	Ashington	NE63 8NT	Sports Hall
BOTHAL PRIMARY SCHOOL	Ashington	NE63 8NT	Sports Hall
CHANTRY MIDDLE SCHOOL	Morpeth	NE61 1RQ	Sports Hall
CHANTRY MIDDLE SCHOOL	Morpeth	NE61 1RQ	Sports Hall
CONCORDIA LEISURE CENTRE	Cramlington	NE23 6YB	Sports Hall
CONCORDIA LEISURE CENTRE	Cramlington	NE23 6YB	Sports Hall
CORBRIDGE MIDDLE SCHOOL	Corbridge	NE45 5HX	Sports Hall
CREIGHTON MEMORIAL HALL	Alnwick	NE66 3UP	Sports Hall
CROFTWAY PRIMARY ACADEMY	Blyth	NE24 2HP	Sports Hall
DR THOMLINSON CHURCH OF ENGLAND MIDDLE SCHOOL	Morpeth	NE65 7RJ	Sports Hall
ELLINGTON PRIMARY SCHOOL	Morpeth	NE61 5HL	Sports Hall
GLENDALE MIDDLE SCHOOL	Wooler	NE71 6QF	Sports Hall
HALTWHISTLE COMMUNITY CAMPUS (UPPER SCHOOL)	Haltwhistle	NE49 9BA	Sports Hall
HALTWHISTLE SWIMMING & LEISURE CENTRE	Haltwhistle	NE49 9DP	Sports Hall
HAYDON BRIDGE HIGH SCHOOL	Hexham	NE47 6LR	Sports Hall
HAYDON BRIDGE HIGH SCHOOL	Hexham	NE47 6LR	Sports Hall
HEXHAM MIDDLE SCHOOL	Hexham	NE46 1BU	Sports Hall
HIGH FOREST COMMUNITY CENTRE	Hexham	NE47 9AD	Sports Hall
HIGHFIELD MIDDLE SCHOOL	Prudhoe	NE42 6EY	Sports Hall

APPENDIX 9: FACILITY AUDIT

Site Name	Facility Sub Type	Facility Id	Unit	Number
ALBERMARLE BARRACKS	Main	2078736	Badminton courts	4
ALNWICK DUKES MIDDLE SCHOOL	Activity Hall	2080939	Badminton courts	1
ASHINGTON COMMUNITY HIGH SCHOOL	Main	2005563	Badminton courts	4
ASTLEY COMMUNITY HIGH SCHOOL	Main	2005566	Badminton courts	4
BEDE ACADEMY (NORTH)	Main	4112386	Badminton courts	4
BEDLINGTONSHIRE COMMUNITY SCHOOL	Main	2005567	Badminton courts	4
BELLINGHAM MIDDLE SCHOOL AND COLLEGE	Activity Hall	2080942	Badminton courts	1
BELLINGHAM MIDDLE SCHOOL AND COLLEGE	Activity Hall	2080955	Badminton courts	0
BELSAY FIRST SCHOOL	Activity Hall	30006652	Badminton courts	0
BERWICK ACADEMY	Main	2005569	Badminton courts	4
BERWICK MIDDLE SCHOOL	Activity Hall	2080918	Badminton courts	1
BLANCHLAND VILLAGE HALL	Activity Hall	2084174	Badminton courts	1
BLYTH MORPETH ROAD PRIMARY SCHOOL	Activity Hall	4112044	Badminton courts	1
BLYTH SPORTS CENTRE	Main	2005571	Badminton courts	8
BLYTH SPORTS CENTRE	Activity Hall	4116683	Badminton courts	1
BOTHAL PRIMARY SCHOOL	Main	2085547	Badminton courts	3
BOTHAL PRIMARY SCHOOL	Main	2085549	Badminton courts	3
CHANTRY MIDDLE SCHOOL	Activity Hall	2005575	Badminton courts	2
CHANTRY MIDDLE SCHOOL	Activity Hall	2079357	Badminton courts	1
CONCORDIA LEISURE CENTRE	Main	2005576	Badminton courts	3
CONCORDIA LEISURE CENTRE	Activity Hall	2071133	Badminton courts	1
CORBRIDGE MIDDLE SCHOOL	Activity Hall	2084315	Badminton courts	1
CREIGHTON MEMORIAL HALL	Activity Hall	2084322	Badminton courts	1
CROFTWAY PRIMARY ACADEMY	Activity Hall	2085474	Badminton courts	2
DR THOMLINSON CHURCH OF ENGLAND MIDDLE SCHOOL	Activity Hall	2084172	Badminton courts	1
ELLINGTON PRIMARY SCHOOL	Activity Hall	2083768	Badminton courts	1
GLENDALE MIDDLE SCHOOL	Activity Hall	2082231	Badminton courts	1
HALTWHISTLE COMMUNITY CAMPUS (UPPER SCHOOL)	Activity Hall	2080983	Badminton courts	1
HALTWHISTLE SWIMMING & LEISURE CENTRE	Main	2005582	Badminton courts	4
HAYDON BRIDGE HIGH SCHOOL	Main	2005583	Badminton courts	4
HAYDON BRIDGE HIGH SCHOOL	Activity Hall	2027107	Badminton courts	2
HEXHAM MIDDLE SCHOOL	Activity Hall	30005986	Badminton courts	0
HIGH FOREST COMMUNITY CENTRE	Activity Hall	4111420	Badminton courts	0
HIGHFIELD MIDDLE SCHOOL	Activity Hall	2080991	Badminton courts	1

APPENDIX 9: FACILITY AUDIT

Site Name	Changing Rooms	Disability
ALBERMARLE BARRACKS	Yes	Yes
ALNWICK DUKES MIDDLE SCHOOL	Yes	Yes
ASHINGTON COMMUNITY HIGH SCHOOL	Yes	Yes
ASTLEY COMMUNITY HIGH SCHOOL	Yes	Yes
BEDE ACADEMY (NORTH)	Yes	Yes
BEDLINGTONSHIRE COMMUNITY SCHOOL	Yes	Yes
BELLINGHAM MIDDLE SCHOOL AND COLLEGE	Yes	Yes
BELLINGHAM MIDDLE SCHOOL AND COLLEGE	Yes	Yes
BELSAY FIRST SCHOOL	No	Yes
BERWICK ACADEMY	Yes	Yes
BERWICK MIDDLE SCHOOL	Yes	Yes
BLANCHLAND VILLAGE HALL	Yes	Yes
BLYTH MORPETH ROAD PRIMARY SCHOOL	Yes	Yes
BLYTH SPORTS CENTRE	Yes	Yes
BLYTH SPORTS CENTRE	Yes	Yes
BOTHAL PRIMARY SCHOOL	Yes	Yes
BOTHAL PRIMARY SCHOOL	Yes	Yes
CHANTRY MIDDLE SCHOOL	Yes	Yes
CHANTRY MIDDLE SCHOOL	Yes	Yes
CONCORDIA LEISURE CENTRE	Yes	Yes
CONCORDIA LEISURE CENTRE	Yes	Yes
CORBRIDGE MIDDLE SCHOOL	Yes	Yes
CREIGHTON MEMORIAL HALL	Yes	Yes
CROFTWAY PRIMARY ACADEMY	Yes	Yes
DR THOMLINSON CHURCH OF ENGLAND MIDDLE SCHOOL	Yes	Yes
ELLINGTON PRIMARY SCHOOL	No	Yes
GLENDALE MIDDLE SCHOOL	Yes	Yes
HALTWHISTLE COMMUNITY CAMPUS (UPPER SCHOOL)	Yes	Yes
HALTWHISTLE SWIMMING & LEISURE CENTRE	Yes	Yes
HAYDON BRIDGE HIGH SCHOOL	Yes	Yes
HAYDON BRIDGE HIGH SCHOOL	Yes	Yes
HEXHAM MIDDLE SCHOOL	Yes	Yes
HIGH FOREST COMMUNITY CENTRE	No	Yes
HIGHFIELD MIDDLE SCHOOL	Yes	Yes

APPENDIX 9: FACILITY AUDIT

Site Name	Disability Details
ALBERMARLE BARRACKS	Parking, Finding and reaching the entrance, Reception area, Doorways, Changi
ALNWICK DUKES MIDDLE SCHOOL	Activity areas, Toilets, Emergency exits
ASHINGTON COMMUNITY HIGH SCHOOL	Parking, Finding and reaching the entrance, Reception area, Doorways, Activity
ASTLEY COMMUNITY HIGH SCHOOL	Parking, Finding and reaching the entrance, Reception area, Doorways, Activity
BEDE ACADEMY (NORTH)	Parking, Finding and reaching the entrance, Reception area, Doorways, Changi
BEDLINGTONSHIRE COMMUNITY SCHOOL	Parking, Finding and reaching the entrance, Reception area, Doorways, Activity
BELLINGHAM MIDDLE SCHOOL AND COLLEGE	Parking, Finding and reaching the entrance, Reception area, Doorways, Changi
BELLINGHAM MIDDLE SCHOOL AND COLLEGE	Parking, Finding and reaching the entrance, Reception area, Doorways, Changi
BELSAY FIRST SCHOOL	Parking, Finding and reaching the entrance, Activity areas, Toilets, Social areas
BERWICK ACADEMY	Parking, Finding and reaching the entrance, Reception area, Doorways, Changi
BERWICK MIDDLE SCHOOL	Parking, Finding and reaching the entrance, Reception area, Doorways, Changi
BLANCHLAND VILLAGE HALL	Parking, Finding and reaching the entrance, Doorways, Activity areas, Toilets, S
BLYTH MORPETH ROAD PRIMARY SCHOOL	Parking, Finding and reaching the entrance, Reception area, Doorways, Changi
BLYTH SPORTS CENTRE	Parking, Finding and reaching the entrance, Reception area, Doorways, Changi
BLYTH SPORTS CENTRE	Parking, Finding and reaching the entrance, Reception area, Doorways, Changi
BOTHAL PRIMARY SCHOOL	Parking, Finding and reaching the entrance, Reception area, Doorways, Changi
BOTHAL PRIMARY SCHOOL	Parking, Finding and reaching the entrance, Reception area, Doorways, Changi
CHANTRY MIDDLE SCHOOL	Parking, Finding and reaching the entrance, Reception area, Doorways, Changi
CHANTRY MIDDLE SCHOOL	Parking, Finding and reaching the entrance, Reception area, Doorways, Changi
CONCORDIA LEISURE CENTRE	Parking, Finding and reaching the entrance, Reception area, Doorways, Changi
CONCORDIA LEISURE CENTRE	Parking, Finding and reaching the entrance, Reception area, Doorways, Changi
CORBRIDGE MIDDLE SCHOOL	Finding and reaching the entrance, Reception area, Doorways, Activity areas, T
CREIGHTON MEMORIAL HALL	Parking, Finding and reaching the entrance, Reception area, Doorways, Changi
CROFTWAY PRIMARY ACADEMY	Parking, Finding and reaching the entrance, Reception area, Doorways, Changi
DR THOMLINSON CHURCH OF ENGLAND MIDDLE SCHOOL	Parking, Finding and reaching the entrance, Reception area, Doorways, Activity
ELLINGTON PRIMARY SCHOOL	Parking, Finding and reaching the entrance, Reception area, Doorways, Activity
GLENDALE MIDDLE SCHOOL	Parking, Finding and reaching the entrance, Reception area, Doorways, Activity
HALTWHISTLE COMMUNITY CAMPUS (UPPER SCHOOL)	Parking, Finding and reaching the entrance, Reception area, Doorways, Activity
HALTWHISTLE SWIMMING & LEISURE CENTRE	Parking, Finding and reaching the entrance, Reception area, Doorways, Changi
HAYDON BRIDGE HIGH SCHOOL	Parking, Finding and reaching the entrance, Reception area, Doorways, Activity
HAYDON BRIDGE HIGH SCHOOL	Parking, Finding and reaching the entrance, Reception area, Doorways, Activity
HEXHAM MIDDLE SCHOOL	Finding and reaching the entrance, Reception area, Doorways, Activity areas, T
HIGH FOREST COMMUNITY CENTRE	Parking, Finding and reaching the entrance, Doorways, Activity areas, Toilets, E
HIGHFIELD MIDDLE SCHOOL	Parking, Finding and reaching the entrance, Reception area, Doorways, Activity

APPENDIX 9: FACILITY AUDIT

Site Name	Disability Notes
ALBERMARLE BARRACKS	
ALNWICK DUKES MIDDLE SCHOOL	
ASHINGTON COMMUNITY HIGH SCHOOL	
ASTLEY COMMUNITY HIGH SCHOOL	
BEDE ACADEMY (NORTH)	
BEDLINGTONSHIRE COMMUNITY SCHOOL	
BELLINGHAM MIDDLE SCHOOL AND COLLEGE	
BELLINGHAM MIDDLE SCHOOL AND COLLEGE	
BELSAY FIRST SCHOOL	
BERWICK ACADEMY	
BERWICK MIDDLE SCHOOL	
BLANCHLAND VILLAGE HALL	
BLYTH MORPETH ROAD PRIMARY SCHOOL	
BLYTH SPORTS CENTRE	Disabled Showers, Alarm, Activity Areas: Lift available, Social Areas: Access via lift
BLYTH SPORTS CENTRE	Activity Areas: Lift available, Social Areas: Access via lift
BOTHAL PRIMARY SCHOOL	Parking: 1 Bay
BOTHAL PRIMARY SCHOOL	Parking: 1 Bay
CHANTRY MIDDLE SCHOOL	
CHANTRY MIDDLE SCHOOL	
CONCORDIA LEISURE CENTRE	
CONCORDIA LEISURE CENTRE	
CORBRIDGE MIDDLE SCHOOL	
CREIGHTON MEMORIAL HALL	
CROFTWAY PRIMARY ACADEMY	
DR THOMLINSON CHURCH OF ENGLAND MIDDLE SCHOOL	
ELLINGTON PRIMARY SCHOOL	
GLENDALE MIDDLE SCHOOL	
HALTWHISTLE COMMUNITY CAMPUS (UPPER SCHOOL)	
HALTWHISTLE SWIMMING & LEISURE CENTRE	Parking: 3 disabled parking bays, Finding/Reaching Entrance: Sloping ramp, Do
HAYDON BRIDGE HIGH SCHOOL	Spectator Areas: On First Floor
HAYDON BRIDGE HIGH SCHOOL	
HEXHAM MIDDLE SCHOOL	
HIGH FOREST COMMUNITY CENTRE	
HIGHFIELD MIDDLE SCHOOL	

APPENDIX 9: FACILITY AUDIT

Site Name	Facility Status	Access Type
ALBERMARLE BARRACKS	Operational	Sports Club / Community Association
ALNWICK DUKES MIDDLE SCHOOL	Operational	Private Use
ASHINGTON COMMUNITY HIGH SCHOOL	Operational	Sports Club / Community Association
ASTLEY COMMUNITY HIGH SCHOOL	Operational	Pay and Play
BEDE ACADEMY (NORTH)	Operational	Sports Club / Community Association
BEDLINGTONSHIRE COMMUNITY SCHOOL	Operational	Private Use
BELLINGHAM MIDDLE SCHOOL AND COLLEGE	Operational	Sports Club / Community Association
BELLINGHAM MIDDLE SCHOOL AND COLLEGE	Operational	Sports Club / Community Association
BELSAY FIRST SCHOOL	Operational	Sports Club / Community Association
BERWICK ACADEMY	Operational	Pay and Play
BERWICK MIDDLE SCHOOL	Operational	Private Use
BLANCHLAND VILLAGE HALL	Operational	Pay and Play
BLYTH MORPETH ROAD PRIMARY SCHOOL	Operational	Private Use
BLYTH SPORTS CENTRE	Operational	Pay and Play
BLYTH SPORTS CENTRE	Operational	Pay and Play
BOTHAL PRIMARY SCHOOL	Operational	Private Use
BOTHAL PRIMARY SCHOOL	Operational	Private Use
CHANTRY MIDDLE SCHOOL	Operational	Sports Club / Community Association
CHANTRY MIDDLE SCHOOL	Operational	Sports Club / Community Association
CONCORDIA LEISURE CENTRE	Operational	Pay and Play
CONCORDIA LEISURE CENTRE	Operational	Pay and Play
CORBRIDGE MIDDLE SCHOOL	Operational	Private Use
CREIGHTON MEMORIAL HALL	Operational	Sports Club / Community Association
CROFTWAY PRIMARY ACADEMY	Operational	Sports Club / Community Association
DR THOMLINSON CHURCH OF ENGLAND MIDDLE SCHOOL	Operational	Sports Club / Community Association
ELLINGTON PRIMARY SCHOOL	Operational	Private Use
GLENDALE MIDDLE SCHOOL	Operational	Sports Club / Community Association
HALTWHISTLE COMMUNITY CAMPUS (UPPER SCHOOL)	Operational	Sports Club / Community Association
HALTWHISTLE SWIMMING & LEISURE CENTRE	Operational	Sports Club / Community Association
HAYDON BRIDGE HIGH SCHOOL	Operational	Sports Club / Community Association
HAYDON BRIDGE HIGH SCHOOL	Operational	Sports Club / Community Association
HEXHAM MIDDLE SCHOOL	Operational	Sports Club / Community Association
HIGH FOREST COMMUNITY CENTRE	Operational	Sports Club / Community Association
HIGHFIELD MIDDLE SCHOOL	Operational	Sports Club / Community Association

APPENDIX 9: FACILITY AUDIT

Site Name	Ownership Type	Management Type
ALBERMARLE BARRACKS	MOD	MOD
ALNWICK DUKES MIDDLE SCHOOL	Community school	School/College/University (in house)
ASHINGTON COMMUNITY HIGH SCHOOL	Community school	School/College/University (in house)
ASTLEY COMMUNITY HIGH SCHOOL	Community school	School/College/University (in house)
BEDE ACADEMY (NORTH)	Academies	School/College/University (in house)
BEDLINGTONSHIRE COMMUNITY SCHOOL	Community school	School/College/University (in house)
BELLINGHAM MIDDLE SCHOOL AND COLLEGE	Community school	School/College/University (in house)
BELLINGHAM MIDDLE SCHOOL AND COLLEGE	Community school	School/College/University (in house)
BELSAY FIRST SCHOOL	Community school	School/College/University (in house)
BERWICK ACADEMY	Academies	School/College/University (in house)
BERWICK MIDDLE SCHOOL	Community school	School/College/University (in house)
BLANCHLAND VILLAGE HALL	Other	Community Organisation
BLYTH MORPETH ROAD PRIMARY SCHOOL	Foundation School	School/College/University (in house)
BLYTH SPORTS CENTRE	Local Authority	Trust
BLYTH SPORTS CENTRE	Local Authority	Trust
BOTHAL PRIMARY SCHOOL	Foundation School	School/College/University (in house)
BOTHAL PRIMARY SCHOOL	Foundation School	School/College/University (in house)
CHANTRY MIDDLE SCHOOL	Academies	School/College/University (in house)
CHANTRY MIDDLE SCHOOL	Academies	School/College/University (in house)
CONCORDIA LEISURE CENTRE	Local Authority	Trust
CONCORDIA LEISURE CENTRE	Local Authority	Trust
CORBRIDGE MIDDLE SCHOOL	Community school	School/College/University (in house)
CREIGHTON MEMORIAL HALL	Community Organisation	Community Organisation
CROFTWAY PRIMARY ACADEMY	Academies	School/College/University (in house)
DR THOMLINSON CHURCH OF ENGLAND MIDDLE SCHOOL	Voluntary Aided School	School/College/University (in house)
ELLINGTON PRIMARY SCHOOL	Community school	School/College/University (in house)
GLENDALE MIDDLE SCHOOL	Community school	School/College/University (in house)
HALTWHISTLE COMMUNITY CAMPUS (UPPER SCHOOL)	Academies	School/College/University (in house)
HALTWHISTLE SWIMMING & LEISURE CENTRE	Other	Trust
HAYDON BRIDGE HIGH SCHOOL	Community school	School/College/University (in house)
HAYDON BRIDGE HIGH SCHOOL	Community school	School/College/University (in house)
HEXHAM MIDDLE SCHOOL	Community school	School/College/University (in house)
HIGH FOREST COMMUNITY CENTRE	Local Authority	Community Organisation
HIGHFIELD MIDDLE SCHOOL	Community school	School/College/University (in house)

APPENDIX 9: FACILITY AUDIT

Site Name	Year Built	Refurbished	Year Refurbished	Closed Date
ALBERMARLE BARRACKS	1997	No	n/a	n/a
ALNWICK DUKES MIDDLE SCHOOL	1985	No	n/a	n/a
ASHINGTON COMMUNITY HIGH SCHOOL	1965	Yes	2004	n/a
ASTLEY COMMUNITY HIGH SCHOOL	2000	No	n/a	n/a
BEDE ACADEMY (NORTH)	2009	No	n/a	n/a
BEDLINGTONSHIRE COMMUNITY SCHOOL	1974	Yes	2016	n/a
BELLINGHAM MIDDLE SCHOOL AND COLLEGE	1950	No	n/a	n/a
BELLINGHAM MIDDLE SCHOOL AND COLLEGE	1950	No	n/a	n/a
BELSAY FIRST SCHOOL	n/a	No	n/a	n/a
BERWICK ACADEMY	1970	No	n/a	n/a
BERWICK MIDDLE SCHOOL	1920	No	n/a	n/a
BLANCHLAND VILLAGE HALL	1998	No	n/a	n/a
BLYTH MORPETH ROAD PRIMARY SCHOOL	2011	No	n/a	n/a
BLYTH SPORTS CENTRE	1979	Yes	2006	n/a
BLYTH SPORTS CENTRE	1981	No	n/a	n/a
BOTHAL PRIMARY SCHOOL	1963	Yes	2009	n/a
BOTHAL PRIMARY SCHOOL	1963	Yes	2009	n/a
CHANTRY MIDDLE SCHOOL	1960	No	n/a	n/a
CHANTRY MIDDLE SCHOOL	1960	No	n/a	n/a
CONCORDIA LEISURE CENTRE	1977	Yes	2002	n/a
CONCORDIA LEISURE CENTRE	1977	Yes	2016	n/a
CORBRIDGE MIDDLE SCHOOL	1960	No	n/a	n/a
CREIGHTON MEMORIAL HALL	1900	No	n/a	n/a
CROFTWAY PRIMARY ACADEMY	2003	No	n/a	n/a
DR THOMLINSON CHURCH OF ENGLAND MIDDLE SCHOOL	1965	No	n/a	n/a
ELLINGTON PRIMARY SCHOOL	1986	No	n/a	n/a
GLENDALE MIDDLE SCHOOL	1953	No	n/a	n/a
HALTWHISTLE COMMUNITY CAMPUS (UPPER SCHOOL)	1961	Yes	2013	n/a
HALTWHISTLE SWIMMING & LEISURE CENTRE	2003	Yes	2013	n/a
HAYDON BRIDGE HIGH SCHOOL	1968	Yes	2002	n/a
HAYDON BRIDGE HIGH SCHOOL	1998	No	n/a	n/a
HEXHAM MIDDLE SCHOOL	n/a	No	n/a	n/a
HIGH FOREST COMMUNITY CENTRE	n/a	No	n/a	n/a
HIGHFIELD MIDDLE SCHOOL	1977	No	n/a	n/a

APPENDIX 9: FACILITY AUDIT

Site Name	
ALBERMARLE BARRACKS	
ALNWICK DUKES MIDDLE SCHOOL	
ASHINGTON COMMUNITY HIGH SCHOOL	
ASTLEY COMMUNITY HIGH SCHOOL	
BEDE ACADEMY (NORTH)	
BEDLINGTONSHIRE COMMUNITY SCHOOL	
BELLINGHAM MIDDLE SCHOOL AND COLLEGE	
BELLINGHAM MIDDLE SCHOOL AND COLLEGE	
BELSAY FIRST SCHOOL	
BERWICK ACADEMY	
BERWICK MIDDLE SCHOOL	
BLANCHLAND VILLAGE HALL	
BLYTH MORPETH ROAD PRIMARY SCHOOL	
BLYTH SPORTS CENTRE	
BLYTH SPORTS CENTRE	
BOTHAL PRIMARY SCHOOL	
BOTHAL PRIMARY SCHOOL	
CHANTRY MIDDLE SCHOOL	
CHANTRY MIDDLE SCHOOL	
CONCORDIA LEISURE CENTRE	
CONCORDIA LEISURE CENTRE	
CORBRIDGE MIDDLE SCHOOL	
CREIGHTON MEMORIAL HALL	
CROFTWAY PRIMARY ACADEMY	
DR THOMLINSON CHURCH OF ENGLAND MIDDLE SCHOOL	
ELLINGTON PRIMARY SCHOOL	
GLENDAL MIDDLE SCHOOL	
HALTWHISTLE COMMUNITY CAMPUS (UPPER SCHOOL)	
HALTWHISTLE SWIMMING & LEISURE CENTRE	
HAYDON BRIDGE HIGH SCHOOL	
HAYDON BRIDGE HIGH SCHOOL	
HEXHAM MIDDLE SCHOOL	
HIGH FOREST COMMUNITY CENTRE	
HIGHFIELD MIDDLE SCHOOL	

APPENDIX 9: FACILITY AUDIT

Site Name	Site Id	Building Name or Number	Thoroughfare
HIRST WELFARE CENTRE	6021063		Alexandra Road
HUMSHAUGH CHURCH OF ENGLAND AIDED FIRST SCHOOL	6013575		
HUMSHAUGH VILLAGE HALL	1043952		
JAMES CALVERT SPENCE COLLEGE (ACKLINGTON ROAD)	1005804		Acklington Road
JAMES CALVERT SPENCE COLLEGE (SOUTH AVENUE)	6006309		South Avenue
JOSEPHINE BUTLER CAMPUS (PRIMARY)	6006377		Norwich Close
LINDISFARNE MIDDLE SCHOOL	1204374		Lindisfarne Road
LINDISFARNE MIDDLE SCHOOL	1204374		Lindisfarne Road
LONGRIDGE TOWERS SCHOOL	1204326		
MATFEN VILLAGE HALL	1043760		
MEADOWDALE ACADEMY	6006369		Hazelmere Avenue
MORPETH NEWMINSTER MIDDLE SCHOOL	6006371		Mitford Road
MORPETH NEWMINSTER MIDDLE SCHOOL	6006371		Mitford Road
MORPETH RIVERSIDE LEISURE CENTRE	1005819		New Market
NEW ASHINGTON LEISURE CENTRE	30002749		PORTLAND PARK
NEWBIGGIN SPORTS & COMMUNITY CENTRE	1005811		Woodhorn Road
NEWTON BYWELL COMMUNITY HALL	1043786		
NORTHBURN SPORTS AND COMMUNITY CENTRE	1009948		Cheadle Avenue
NORTHGATE HOSPITAL	1024962		
NORTHGATE HOSPITAL	1024962		
NORTHUMBERLAND COFE ACADEMY (JOSEPHINE BUTLER CAMPUS)	1052020		Academy Road
NORTHUMBERLAND COLLEGE (KIRKLEY HALL CAMPUS)	1037241		
OVINGHAM MIDDLE SCHOOL	6006372		
PONTELAND COMMUNITY HIGH SCHOOL	1005813		Callerton Lane
PONTELAND COMMUNITY HIGH SCHOOL	1005813		Callerton Lane
PONTELAND LEISURE CENTRE	1005814		Callerton Lane
PONTELAND MIDDLE SCHOOL	30003883		CALLERTON LANE
PRUDHOE FOOTBALL AND SPORTS CENTRE	1005815		Moor Road
PRUDHOE WEST FIRST SCHOOL	1014004		West Road
QUEEN ELIZABETH HIGH SCHOOL	1204552		Whetstone Bridge Road
QUEEN ELIZABETH HIGH SCHOOL	1204552		Whetstone Bridge Road
RAF BOULMER	1039066		
REDE TYNE & COQUET SPORTS CENTRE	1005817		
RICHARD COATES C OF E MIDDLE SCHOOL	6006373		Thornhill Road

APPENDIX 9: FACILITY AUDIT

Site Name	Post Town	Post Code	Facility Type
HIRST WELFARE CENTRE	Ashington	NE63 9HN	Sports Hall
HUMSHAUGH CHURCH OF ENGLAND AIDED FIRST SCHOOL	Hexham	NE46 4AA	Sports Hall
HUMSHAUGH VILLAGE HALL	Hexham	NE46 4AT	Sports Hall
JAMES CALVERT SPENCE COLLEGE (ACKLINGTON ROAD)	Morpeth	NE65 0NG	Sports Hall
JAMES CALVERT SPENCE COLLEGE (SOUTH AVENUE)	Morpeth	NE65 0ND	Sports Hall
JOSEPHINE BUTLER CAMPUS (PRIMARY)	Ashington	NE63 9SA	Sports Hall
LINDISFARNE MIDDLE SCHOOL	Alnwick	NE66 1AX	Sports Hall
LINDISFARNE MIDDLE SCHOOL	Alnwick	NE66 1AX	Sports Hall
LONGRIDGE TOWERS SCHOOL	Berwick-upon-Tweed	TD15 2XQ	Sports Hall
MATFEN VILLAGE HALL	Newcastle upon Tyne	NE20 0RP	Sports Hall
MEADOWDALE ACADEMY	Bedlington	NE22 6HA	Sports Hall
MORPETH NEWMINSTER MIDDLE SCHOOL	Morpeth	NE61 1RH	Sports Hall
MORPETH NEWMINSTER MIDDLE SCHOOL	Morpeth	NE61 1RH	Sports Hall
MORPETH RIVERSIDE LEISURE CENTRE	Morpeth	NE61 1PR	Sports Hall
NEW ASHINGTON LEISURE CENTRE	ASHINGTON	NE63 9JY	Sports Hall
NEWBIGGIN SPORTS & COMMUNITY CENTRE	Newbiggin-by-the-Sea	NE64 6HG	Sports Hall
NEWTON BYWELL COMMUNITY HALL	Stocksfield	NE43 7UL	Sports Hall
NORTHBURN SPORTS AND COMMUNITY CENTRE	Cramlington	NE23 3YT	Sports Hall
NORTHGATE HOSPITAL	Morpeth	NE61 3BP	Sports Hall
NORTHGATE HOSPITAL	Morpeth	NE61 3BP	Sports Hall
NORTHUMBERLAND COFE ACADEMY (JOSEPHINE BUTLER CAMPUS)	Ashington	NE63 9RZ	Sports Hall
NORTHUMBERLAND COLLEGE (KIRKLEY HALL CAMPUS)	Newcastle upon Tyne	NE20 0AQ	Sports Hall
OVINGHAM MIDDLE SCHOOL	Ovingham	NE42 6DE	Sports Hall
PONTELAND COMMUNITY HIGH SCHOOL	Newcastle upon Tyne	NE20 9EY	Sports Hall
PONTELAND COMMUNITY HIGH SCHOOL	Newcastle upon Tyne	NE20 9EY	Sports Hall
PONTELAND LEISURE CENTRE	Newcastle upon Tyne	NE20 9EG	Sports Hall
PONTELAND MIDDLE SCHOOL	NEWCASTLE UPON TYNE	NE20 9EY	Sports Hall
PRUDHOE FOOTBALL AND SPORTS CENTRE	Prudhoe	NE42 5LJ	Sports Hall
PRUDHOE WEST FIRST SCHOOL	Prudhoe	NE42 6HR	Sports Hall
QUEEN ELIZABETH HIGH SCHOOL	Hexham	NE46 3JB	Sports Hall
QUEEN ELIZABETH HIGH SCHOOL	Hexham	NE46 3JB	Sports Hall
RAF BOULMER	Alnwick	NE66 3JF	Sports Hall
REDE TYNE & COQUET SPORTS CENTRE	Newcastle upon Tyne	NE19 1HE	Sports Hall
RICHARD COATES C OF E MIDDLE SCHOOL	Newcastle upon Tyne	NE20 9QB	Sports Hall

APPENDIX 9: FACILITY AUDIT

Site Name	Facility Sub Type	Facility Id	Unit	Number
HIRST WELFARE CENTRE	Activity Hall	30001518	Badminton courts	0
HUMSHAUGH CHURCH OF ENGLAND AIDED FIRST SCHOOL	Activity Hall	2083753	Badminton courts	1
HUMSHAUGH VILLAGE HALL	Activity Hall	4111369	Badminton courts	0
JAMES CALVERT SPENCE COLLEGE (ACKLINGTON ROAD)	Main	2005580	Badminton courts	5
JAMES CALVERT SPENCE COLLEGE (SOUTH AVENUE)	Activity Hall	2080940	Badminton courts	1
JOSEPHINE BUTLER CAMPUS (PRIMARY)	Main	2080997	Badminton courts	3
LINDISFARNE MIDDLE SCHOOL	Main	2214100	Badminton courts	4
LINDISFARNE MIDDLE SCHOOL	Activity Hall	2214101	Badminton courts	1
LONGRIDGE TOWERS SCHOOL	Main	2213906	Badminton courts	4
MATFEN VILLAGE HALL	Activity Hall	4111086	Badminton courts	0
MEADOWDALE ACADEMY	Main	2081003	Badminton courts	4
MORPETH NEWMINSTER MIDDLE SCHOOL	Activity Hall	2080994	Badminton courts	1
MORPETH NEWMINSTER MIDDLE SCHOOL	Activity Hall	2081011	Badminton courts	1
MORPETH RIVERSIDE LEISURE CENTRE	Main	2005598	Badminton courts	6
NEW ASHINGTON LEISURE CENTRE	Main	30002297	Badminton courts	6
NEWBIGGIN SPORTS & COMMUNITY CENTRE	Main	2005587	Badminton courts	6
NEWTON BYWELL COMMUNITY HALL	Activity Hall	4110973	Badminton courts	0
NORTHBURN SPORTS AND COMMUNITY CENTRE	Activity Hall	2028859	Badminton courts	1
NORTHGATE HOSPITAL	Activity Hall	4085021	Badminton courts	2
NORTHGATE HOSPITAL	Activity Hall	4113958	Badminton courts	1
NORTHUMBERLAND COFE ACADEMY (JOSEPHINE BUTLER CAMPUS)	Main	4126974	Badminton courts	4
NORTHUMBERLAND COLLEGE (KIRKLEY HALL CAMPUS)	Main	2077975	Badminton courts	4
OVINGHAM MIDDLE SCHOOL	Activity Hall	2080998	Badminton courts	1
PONTELAND COMMUNITY HIGH SCHOOL	Main	2005589	Badminton courts	3
PONTELAND COMMUNITY HIGH SCHOOL	Activity Hall	2071847	Badminton courts	0
PONTELAND LEISURE CENTRE	Main	2005590	Badminton courts	4
PONTELAND MIDDLE SCHOOL	Main	30005457	Badminton courts	3
PRUDHOE FOOTBALL AND SPORTS CENTRE	Main	2005592	Badminton courts	4
PRUDHOE WEST FIRST SCHOOL	Activity Hall	2026548	Badminton courts	2
QUEEN ELIZABETH HIGH SCHOOL	Activity Hall	2214982	Badminton courts	1
QUEEN ELIZABETH HIGH SCHOOL	Main	2214983	Badminton courts	3
RAF BOULMER	Main	2084193	Badminton courts	6
REDE TYNE & COQUET SPORTS CENTRE	Main	2005594	Badminton courts	3
RICHARD COATES C OF E MIDDLE SCHOOL	Activity Hall	2082245	Badminton courts	1

APPENDIX 9: FACILITY AUDIT

Site Name	Changing Rooms	Disability
HIRST WELFARE CENTRE	Yes	Yes
HUMSHAUGH CHURCH OF ENGLAND AIDED FIRST SCHOOL	No	Yes
HUMSHAUGH VILLAGE HALL	No	Yes
JAMES CALVERT SPENCE COLLEGE (ACKLINGTON ROAD)	Yes	Yes
JAMES CALVERT SPENCE COLLEGE (SOUTH AVENUE)	Yes	Yes
JOSEPHINE BUTLER CAMPUS (PRIMARY)	Yes	Yes
LINDISFARNE MIDDLE SCHOOL	Yes	Yes
LINDISFARNE MIDDLE SCHOOL	Yes	Yes
LONGRIDGE TOWERS SCHOOL	Yes	Yes
MATFEN VILLAGE HALL	No	Yes
MEADOWDALE ACADEMY	Yes	Yes
MORPETH NEWMINSTER MIDDLE SCHOOL	Yes	Yes
MORPETH NEWMINSTER MIDDLE SCHOOL	Yes	Yes
MORPETH RIVERSIDE LEISURE CENTRE	Yes	Yes
NEW ASHINGTON LEISURE CENTRE	Yes	Yes
NEWBIGGIN SPORTS & COMMUNITY CENTRE	Yes	Yes
NEWTON BYWELL COMMUNITY HALL	Yes	Yes
NORTHBURN SPORTS AND COMMUNITY CENTRE	Yes	Yes
NORTHGATE HOSPITAL	Yes	Yes
NORTHGATE HOSPITAL	Yes	Yes
NORTHUMBERLAND COFE ACADEMY (JOSEPHINE BUTLER CAMPUS)	Yes	Yes
NORTHUMBERLAND COLLEGE (KIRKLEY HALL CAMPUS)	Yes	Yes
OVINGHAM MIDDLE SCHOOL	Yes	Yes
PONTELAND COMMUNITY HIGH SCHOOL	Yes	Yes
PONTELAND COMMUNITY HIGH SCHOOL	Yes	Yes
PONTELAND LEISURE CENTRE	Yes	Yes
PONTELAND MIDDLE SCHOOL	Yes	Yes
PRUDHOE FOOTBALL AND SPORTS CENTRE	Yes	Yes
PRUDHOE WEST FIRST SCHOOL	Yes	Yes
QUEEN ELIZABETH HIGH SCHOOL	Yes	Yes
QUEEN ELIZABETH HIGH SCHOOL	Yes	Yes
RAF BOULMER	Yes	Yes
REDE TYNE & COQUET SPORTS CENTRE	Yes	Yes
RICHARD COATES C OF E MIDDLE SCHOOL	Yes	Yes

APPENDIX 9: FACILITY AUDIT

Site Name	Disability Details
HIRST WELFARE CENTRE	Parking, Reception area, Doorways, Changing facilities, Activity areas, Toilets, S
HUMSHAUGH CHURCH OF ENGLAND AIDED FIRST SCHOOL	Finding and reaching the entrance, Reception area, Doorways, Activity areas, T
HUMSHAUGH VILLAGE HALL	Finding and reaching the entrance, Doorways, Activity areas, Toilets, Emergen
JAMES CALVERT SPENCE COLLEGE (ACKLINGTON ROAD)	Parking, Finding and reaching the entrance, Reception area, Doorways, Changi
JAMES CALVERT SPENCE COLLEGE (SOUTH AVENUE)	Finding and reaching the entrance, Reception area, Doorways, Changing faciliti
JOSEPHINE BUTLER CAMPUS (PRIMARY)	Parking, Finding and reaching the entrance, Reception area, Doorways, Activity
LINDISFARNE MIDDLE SCHOOL	Parking, Finding and reaching the entrance, Reception area, Doorways, Activity
LINDISFARNE MIDDLE SCHOOL	Parking, Finding and reaching the entrance, Reception area, Doorways, Activity
LONGRIDGE TOWERS SCHOOL	Finding and reaching the entrance, Reception area, Doorways, Activity areas, T
MATFEN VILLAGE HALL	Finding and reaching the entrance, Doorways, Activity areas, Toilets, Emergen
MEADOWDALE ACADEMY	Parking, Finding and reaching the entrance, Reception area, Doorways, Changi
MORPETH NEWMINSTER MIDDLE SCHOOL	Finding and reaching the entrance, Reception area, Doorways, Changing faciliti
MORPETH NEWMINSTER MIDDLE SCHOOL	Finding and reaching the entrance, Reception area, Doorways, Changing faciliti
MORPETH RIVERSIDE LEISURE CENTRE	Parking, Reception area, Changing facilities, Activity areas, Toilets, Emergency
NEW ASHINGTON LEISURE CENTRE	Parking, Finding and reaching the entrance, Reception area, Doorways, Changi
NEWBIGGIN SPORTS & COMMUNITY CENTRE	Parking, Reception area, Doorways, Changing facilities, Social areas, Spectator
NEWTON BYWELL COMMUNITY HALL	Parking, Finding and reaching the entrance, Doorways, Changing facilities, Activ
NORTHBURN SPORTS AND COMMUNITY CENTRE	Parking, Doorways, Changing facilities, Activity areas, Toilets, Social areas, Em
NORTHGATE HOSPITAL	Parking, Finding and reaching the entrance, Reception area, Doorways, Activity
NORTHGATE HOSPITAL	Parking, Finding and reaching the entrance, Reception area, Doorways, Activity
NORTHUMBERLAND COFE ACADEMY (JOSEPHINE BUTLER CAMPUS)	Parking, Finding and reaching the entrance, Reception area, Doorways, Changi
NORTHUMBERLAND COLLEGE (KIRKLEY HALL CAMPUS)	Parking, Finding and reaching the entrance, Reception area, Doorways, Changi
OVINGHAM MIDDLE SCHOOL	Parking, Finding and reaching the entrance, Reception area, Doorways, Changi
PONTELAND COMMUNITY HIGH SCHOOL	Parking, Finding and reaching the entrance, Reception area, Doorways, Changi
PONTELAND COMMUNITY HIGH SCHOOL	Parking, Finding and reaching the entrance, Reception area, Doorways, Changi
PONTELAND LEISURE CENTRE	Parking, Reception area, Doorways, Changing facilities, Activity areas, Toilets, S
PONTELAND MIDDLE SCHOOL	Finding and reaching the entrance, Reception area, Doorways, Changing faciliti
PRUDHOE FOOTBALL AND SPORTS CENTRE	Parking, Reception area, Doorways, Changing facilities, Toilets, Emergency exit
PRUDHOE WEST FIRST SCHOOL	Parking, Finding and reaching the entrance, Reception area, Doorways, Changi
QUEEN ELIZABETH HIGH SCHOOL	Parking, Finding and reaching the entrance, Reception area, Doorways, Changi
QUEEN ELIZABETH HIGH SCHOOL	Parking, Finding and reaching the entrance, Reception area, Doorways, Changi
RAF BOULMER	Finding and reaching the entrance, Reception area, Doorways, Changing faciliti
REDE TYNE & COQUET SPORTS CENTRE	Finding and reaching the entrance, Reception area, Doorways, Changing faciliti
RICHARD COATES C OF E MIDDLE SCHOOL	Parking, Finding and reaching the entrance, Reception area, Doorways, Changi

APPENDIX 9: FACILITY AUDIT

Site Name	Disability Notes
HIRST WELFARE CENTRE	
HUMSHAUGH CHURCH OF ENGLAND AIDED FIRST SCHOOL	
HUMSHAUGH VILLAGE HALL	
JAMES CALVERT SPENCE COLLEGE (ACKLINGTON ROAD)	
JAMES CALVERT SPENCE COLLEGE (SOUTH AVENUE)	
JOSEPHINE BUTLER CAMPUS (PRIMARY)	
LINDISFARNE MIDDLE SCHOOL	
LINDISFARNE MIDDLE SCHOOL	
LONGRIDGE TOWERS SCHOOL	
MATFEN VILLAGE HALL	
MEADOWDALE ACADEMY	
MORPETH NEWMINSTER MIDDLE SCHOOL	
MORPETH NEWMINSTER MIDDLE SCHOOL	
MORPETH RIVERSIDE LEISURE CENTRE	
NEW ASHINGTON LEISURE CENTRE	
NEWBIGGIN SPORTS & COMMUNITY CENTRE	
NEWTON BYWELL COMMUNITY HALL	
NORTHBURN SPORTS AND COMMUNITY CENTRE	
NORTHGATE HOSPITAL	
NORTHGATE HOSPITAL	
NORTHUMBERLAND COFE ACADEMY (JOSEPHINE BUTLER CAMPUS)	
NORTHUMBERLAND COLLEGE (KIRKLEY HALL CAMPUS)	
OVINGHAM MIDDLE SCHOOL	
PONTELAND COMMUNITY HIGH SCHOOL	
PONTELAND COMMUNITY HIGH SCHOOL	
PONTELAND LEISURE CENTRE	
PONTELAND MIDDLE SCHOOL	
PRUDHOE FOOTBALL AND SPORTS CENTRE	
PRUDHOE WEST FIRST SCHOOL	
QUEEN ELIZABETH HIGH SCHOOL	
QUEEN ELIZABETH HIGH SCHOOL	
RAF BOULMER	
REDE TYNE & COQUET SPORTS CENTRE	
RICHARD COATES C OF E MIDDLE SCHOOL	

APPENDIX 9: FACILITY AUDIT

Site Name	Facility Status	Access Type
HIRST WELFARE CENTRE	Operational	Pay and Play
HUMSHAUGH CHURCH OF ENGLAND AIDED FIRST SCHOOL	Operational	Sports Club / Community Association
HUMSHAUGH VILLAGE HALL	Operational	Sports Club / Community Association
JAMES CALVERT SPENCE COLLEGE (ACKLINGTON ROAD)	Operational	Pay and Play
JAMES CALVERT SPENCE COLLEGE (SOUTH AVENUE)	Operational	Sports Club / Community Association
JOSEPHINE BUTLER CAMPUS (PRIMARY)	Operational	Private Use
LINDISFARNE MIDDLE SCHOOL	Operational	Sports Club / Community Association
LINDISFARNE MIDDLE SCHOOL	Operational	Sports Club / Community Association
LONGRIDGE TOWERS SCHOOL	Operational	Sports Club / Community Association
MATFEN VILLAGE HALL	Operational	Sports Club / Community Association
MEADOWDALE ACADEMY	Operational	Private Use
MORPETH NEWMINSTER MIDDLE SCHOOL	Operational	Sports Club / Community Association
MORPETH NEWMINSTER MIDDLE SCHOOL	Operational	Sports Club / Community Association
MORPETH RIVERSIDE LEISURE CENTRE	Operational	Sports Club / Community Association
NEW ASHINGTON LEISURE CENTRE	Operational	Pay and Play
NEWBIGGIN SPORTS & COMMUNITY CENTRE	Operational	Pay and Play
NEWTON BYWELL COMMUNITY HALL	Operational	Sports Club / Community Association
NORTHBURN SPORTS AND COMMUNITY CENTRE	Operational	Pay and Play
NORTHGATE HOSPITAL	Operational	Private Use
NORTHGATE HOSPITAL	Operational	Private Use
NORTHUMBERLAND COFE ACADEMY (JOSEPHINE BUTLER CAMPUS)	Operational	Sports Club / Community Association
NORTHUMBERLAND COLLEGE (KIRKLEY HALL CAMPUS)	Operational	Sports Club / Community Association
OVINGHAM MIDDLE SCHOOL	Operational	Private Use
PONTELAND COMMUNITY HIGH SCHOOL	Operational	Pay and Play
PONTELAND COMMUNITY HIGH SCHOOL	Operational	Private Use
PONTELAND LEISURE CENTRE	Operational	Pay and Play
PONTELAND MIDDLE SCHOOL	Operational	Sports Club / Community Association
PRUDHOE FOOTBALL AND SPORTS CENTRE	Operational	Pay and Play
PRUDHOE WEST FIRST SCHOOL	Operational	Sports Club / Community Association
QUEEN ELIZABETH HIGH SCHOOL	Operational	Sports Club / Community Association
QUEEN ELIZABETH HIGH SCHOOL	Operational	Sports Club / Community Association
RAF BOULMER	Operational	Sports Club / Community Association
REDE TYNE & COQUET SPORTS CENTRE	Operational	Pay and Play
RICHARD COATES C OF E MIDDLE SCHOOL	Operational	Sports Club / Community Association

APPENDIX 9: FACILITY AUDIT

Site Name	Ownership Type	Management Type
HIRST WELFARE CENTRE	Other	Trust
HUMSHAUGH CHURCH OF ENGLAND AIDED FIRST SCHOOL	Voluntary Aided School	School/College/University (in house)
HUMSHAUGH VILLAGE HALL	Other	Trust
JAMES CALVERT SPENCE COLLEGE (ACKLINGTON ROAD)	Community school	School/College/University (in house)
JAMES CALVERT SPENCE COLLEGE (SOUTH AVENUE)	Community school	School/College/University (in house)
JOSEPHINE BUTLER CAMPUS (PRIMARY)	Academies	School/College/University (in house)
LINDISFARNE MIDDLE SCHOOL	Community school	School/College/University (in house)
LINDISFARNE MIDDLE SCHOOL	Community school	School/College/University (in house)
LONGRIDGE TOWERS SCHOOL	Other Independent School	School/College/University (in house)
MATFEN VILLAGE HALL	Commercial	Community Organisation
MEADOWDALE ACADEMY	Academies	School/College/University (in house)
MORPETH NEWMINSTER MIDDLE SCHOOL	Community school	School/College/University (in house)
MORPETH NEWMINSTER MIDDLE SCHOOL	Community school	School/College/University (in house)
MORPETH RIVERSIDE LEISURE CENTRE	Local Authority	Trust
NEW ASHINGTON LEISURE CENTRE	Local Authority	Trust
NEWBIGGIN SPORTS & COMMUNITY CENTRE	Local Authority	Trust
NEWTON BYWELL COMMUNITY HALL	Community Organisation	Community Organisation
NORTHBURN SPORTS AND COMMUNITY CENTRE	Local Authority	Trust
NORTHGATE HOSPITAL	Health Authority	Health Authority
NORTHGATE HOSPITAL	Health Authority	Not Known
NORTHUMBERLAND COFE ACADEMY (JOSEPHINE BUTLER CAMPUS)	Academies	School/College/University (in house)
NORTHUMBERLAND COLLEGE (KIRKLEY HALL CAMPUS)	Further Education	School/College/University (in house)
OVINGHAM MIDDLE SCHOOL	Community school	School/College/University (in house)
PONTELAND COMMUNITY HIGH SCHOOL	Community school	School/College/University (in house)
PONTELAND COMMUNITY HIGH SCHOOL	Community school	School/College/University (in house)
PONTELAND LEISURE CENTRE	Local Authority	Trust
PONTELAND MIDDLE SCHOOL	Community school	School/College/University (in house)
PRUDHOE FOOTBALL AND SPORTS CENTRE	Community school	Trust
PRUDHOE WEST FIRST SCHOOL	Community school	Trust
QUEEN ELIZABETH HIGH SCHOOL	Community school	School/College/University (in house)
QUEEN ELIZABETH HIGH SCHOOL	Community school	School/College/University (in house)
RAF BOULMER	MOD	MOD
REDE TYNE & COQUET SPORTS CENTRE	Local Authority	Community Organisation
RICHARD COATES C OF E MIDDLE SCHOOL	Voluntary Aided School	School/College/University (in house)

APPENDIX 9: FACILITY AUDIT

Site Name	Year Built	Refurbished	Year Refurbished	Closed Date
HIRST WELFARE CENTRE	2004	No	n/a	n/a
HUMSHAUGH CHURCH OF ENGLAND AIDED FIRST SCHOOL	1980	Yes	2008	n/a
HUMSHAUGH VILLAGE HALL	n/a	No	n/a	n/a
JAMES CALVERT SPENCE COLLEGE (ACKLINGTON ROAD)	1975	Yes	2013	n/a
JAMES CALVERT SPENCE COLLEGE (SOUTH AVENUE)	1967	No	n/a	n/a
JOSEPHINE BUTLER CAMPUS (PRIMARY)	1980	Yes	2002	n/a
LINDISFARNE MIDDLE SCHOOL	1986	Yes	2005	n/a
LINDISFARNE MIDDLE SCHOOL	1930	No	n/a	n/a
LONGRIDGE TOWERS SCHOOL	1993	Yes	2006	n/a
MATFEN VILLAGE HALL	n/a	No	n/a	n/a
MEADOWDALE ACADEMY	1976	No	n/a	n/a
MORPETH NEWMINSTER MIDDLE SCHOOL	1965	No	n/a	n/a
MORPETH NEWMINSTER MIDDLE SCHOOL	1965	No	n/a	n/a
MORPETH RIVERSIDE LEISURE CENTRE	1991	Yes	2009	n/a
NEW ASHINGTON LEISURE CENTRE	2016	No	n/a	n/a
NEWBIGGIN SPORTS & COMMUNITY CENTRE	1973	Yes	2008	n/a
NEWTON BYWELL COMMUNITY HALL	n/a	No	n/a	n/a
NORTHBURN SPORTS AND COMMUNITY CENTRE	2005	No	n/a	n/a
NORTHGATE HOSPITAL	2011	Yes	2012	n/a
NORTHGATE HOSPITAL	2009	No	n/a	n/a
NORTHUMBERLAND COFE ACADEMY (JOSEPHINE BUTLER CAMPUS)	2012	No	n/a	n/a
NORTHUMBERLAND COLLEGE (KIRKLEY HALL CAMPUS)	1988	No	n/a	n/a
OVINGHAM MIDDLE SCHOOL	1977	No	n/a	n/a
PONTELAND COMMUNITY HIGH SCHOOL	1980	No	n/a	n/a
PONTELAND COMMUNITY HIGH SCHOOL	1980	No	n/a	n/a
PONTELAND LEISURE CENTRE	1974	Yes	2008	n/a
PONTELAND MIDDLE SCHOOL	n/a	No	n/a	n/a
PRUDHOE FOOTBALL AND SPORTS CENTRE	2016	No	n/a	n/a
PRUDHOE WEST FIRST SCHOOL	2003	No	n/a	n/a
QUEEN ELIZABETH HIGH SCHOOL	1976	No	n/a	n/a
QUEEN ELIZABETH HIGH SCHOOL	1976	No	n/a	n/a
RAF BOULMER	1992	No	n/a	n/a
REDE TYNE & COQUET SPORTS CENTRE	1988	Yes	2006	n/a
RICHARD COATES C OF E MIDDLE SCHOOL	1958	No	n/a	n/a

APPENDIX 9: FACILITY AUDIT

Site Name	
HIRST WELFARE CENTRE	
HUMSHAUGH CHURCH OF ENGLAND AIDED FIRST SCHOOL	
HUMSHAUGH VILLAGE HALL	
JAMES CALVERT SPENCE COLLEGE (ACKLINGTON ROAD)	
JAMES CALVERT SPENCE COLLEGE (SOUTH AVENUE)	
JOSEPHINE BUTLER CAMPUS (PRIMARY)	
LINDISFARNE MIDDLE SCHOOL	
LINDISFARNE MIDDLE SCHOOL	
LONGRIDGE TOWERS SCHOOL	
MATFEN VILLAGE HALL	
MEADOWDALE ACADEMY	
MORPETH NEWMINSTER MIDDLE SCHOOL	
MORPETH NEWMINSTER MIDDLE SCHOOL	
MORPETH RIVERSIDE LEISURE CENTRE	
NEW ASHINGTON LEISURE CENTRE	
NEWBIGGIN SPORTS & COMMUNITY CENTRE	
NEWTON BYWELL COMMUNITY HALL	
NORTHBURN SPORTS AND COMMUNITY CENTRE	
NORTHGATE HOSPITAL	
NORTHGATE HOSPITAL	
NORTHUMBERLAND COFE ACADEMY (JOSEPHINE BUTLER CAMPUS)	
NORTHUMBERLAND COLLEGE (KIRKLEY HALL CAMPUS)	
OIVINGHAM MIDDLE SCHOOL	
PONTELAND COMMUNITY HIGH SCHOOL	
PONTELAND COMMUNITY HIGH SCHOOL	
PONTELAND LEISURE CENTRE	
PONTELAND MIDDLE SCHOOL	
PRUDHOE FOOTBALL AND SPORTS CENTRE	
PRUDHOE WEST FIRST SCHOOL	
QUEEN ELIZABETH HIGH SCHOOL	
QUEEN ELIZABETH HIGH SCHOOL	
RAF BOULMER	
REDE TYNE & COQUET SPORTS CENTRE	
RICHARD COATES C OF E MIDDLE SCHOOL	

APPENDIX 9: FACILITY AUDIT

Site Name	Site Id	Building Name or Number	Thoroughfare
SEAHOUSES MIDDLE SCHOOL	6017943		James Street
SEATON SLUICE MIDDLE SCHOOL	6018033		Alston Grove
SHILBOTTLE COLLIERY WELFARE RECREATION GROUND	1206399		Grange Road
SPORTING CLUB CRAMLINGTON	1008107		Highburn
SPORTING CLUB CRAMLINGTON	1008107		Highburn
ST BENEDICTS RC MIDDLE SCHOOL	6006347		Moorhouse Lane
ST BENET BISCOP HIGH SCHOOL	1005822		Ridge Terrace
ST JOSEPHS RC MIDDLE SCHOOL	6017911		Highford Lane
ST MARY'S CHURCH OF ENGLAND MIDDLE SCHOOL	6006316		Williams Way
ST PAUL'S RCVA MIDDLE SCHOOL	1044908		South Road
ST WILFRIDS ROMAN CATHOLIC VOLUNTARY AIDED PRIMARY SCHOOL	6006494		Claremont Terrace
THE BLYTH ACADEMY	1005818		Chase Farm Drive
THE BLYTH ACADEMY	1005818		Chase Farm Drive
THE DUCHESS'S COMMUNITY HIGH SCHOOL	30004520		TAYLOR DRIVE
THE DUCHESS'S COMMUNITY HIGH SCHOOL	30004520		TAYLOR DRIVE
THE KING EDWARD VI SCHOOL	6007444		Cottingwood Lane
THE KING EDWARD VI SCHOOL	6007444		Cottingwood Lane
THE MUNROE HALL AT WYLAM INSTITUTE	1039032		Church Road
THE SWAN CENTRE FOR LEISURE	1005800		Northumberland Road
TWEEDMOUTH COMMUNITY MIDDLE SCHOOL	6006495		Billendean Terrace
WENTWORTH LEISURE CENTRE	1005824	Wentworth Park	
WHITLEY CHAPEL PARISH HALL	6013543		Leazes Lane
WILLOWBURN LEISURE CENTRE	1005791		Willowburn Avenue
WOOLER FIRST SCHOOL	6013480	15	Brewery Lane
YMCA (NORTHUMBERLAND)	1010931		North View

Contains Active Places Data © Sport England

APPENDIX 9: FACILITY AUDIT

Site Name	Post Town	Post Code	Facility Type
SEAHOUSES MIDDLE SCHOOL	Seahouses	NE68 7YF	Sports Hall
SEATON SLUICE MIDDLE SCHOOL	Whitley Bay	NE26 4JS	Sports Hall
SHILBOTTLE COLLIERY WELFARE RECREATION GROUND	Alnwick	NE66 2XN	Sports Hall
SPORTING CLUB CRAMLINGTON	Cramlington	NE23 6BN	Sports Hall
SPORTING CLUB CRAMLINGTON	Cramlington	NE23 6BN	Sports Hall
ST BENEDICTS RC MIDDLE SCHOOL	Ashington	NE63 9LR	Sports Hall
ST BENET BISCOP HIGH SCHOOL	Bedlington	NE22 6ED	Sports Hall
ST JOSEPHS RC MIDDLE SCHOOL	Hexham	NE46 2DD	Sports Hall
ST MARY'S CHURCH OF ENGLAND MIDDLE SCHOOL	Belford	NE70 7NX	Sports Hall
ST PAUL'S RCVA MIDDLE SCHOOL	Alnwick	NE66 2NU	Sports Hall
ST WILFRIDS ROMAN CATHOLIC VOLUNTARY AIDED PRIMARY SCHOOL	Blyth	NE24 2LE	Sports Hall
THE BLYTH ACADEMY	Blyth	NE24 4JP	Sports Hall
THE BLYTH ACADEMY	Blyth	NE24 4JP	Sports Hall
THE DUCHESS'S COMMUNITY HIGH SCHOOL	ALNWICK	NE66 2DH	Sports Hall
THE DUCHESS'S COMMUNITY HIGH SCHOOL	ALNWICK	NE66 2DH	Sports Hall
THE KING EDWARD VI SCHOOL	Morpeth	NE61 1DN	Sports Hall
THE KING EDWARD VI SCHOOL	Morpeth	NE61 1DN	Sports Hall
THE MUNROE HALL AT WYLAM INSTITUTE	Wylam	NE41 8AP	Sports Hall
THE SWAN CENTRE FOR LEISURE	Berwick-upon-Tweed	TD15 2AS	Sports Hall
TWEEDMOUTH COMMUNITY MIDDLE SCHOOL	Berwick-upon-Tweed	TD15 2DJ	Sports Hall
WENTWORTH LEISURE CENTRE	Hexham	NE46 3PD	Sports Hall
WHITLEY CHAPEL PARISH HALL	Hexham	NE47 0HB	Sports Hall
WILLOWBURN LEISURE CENTRE	Alnwick	NE66 2JH	Sports Hall
WOOLER FIRST SCHOOL	Wooler	NE71 6QF	Sports Hall
YMCA (NORTHUMBERLAND)	Ashington	NE63 9XQ	Sports Hall

Contains Active Places Data © Sport England

APPENDIX 9: FACILITY AUDIT

Site Name	Facility Sub Type	Facility Id	Unit	Number
SEAHOUSES MIDDLE SCHOOL	Activity Hall	2081147	Badminton courts	1
SEATON SLUICE MIDDLE SCHOOL	Activity Hall	2085901	Badminton courts	1
SHILBOTTLE COLLIERY WELFARE RECREATION GROUND	Activity Hall	4103881	Badminton courts	1
SPORTING CLUB CRAMLINGTON	Main	2006999	Badminton courts	4
SPORTING CLUB CRAMLINGTON	Activity Hall	2007000	Badminton courts	2
ST BENEDICTS RC MIDDLE SCHOOL	Activity Hall	2081121	Badminton courts	1
ST BENET BISCOP HIGH SCHOOL	Main	2005601	Badminton courts	6
ST JOSEPHS RC MIDDLE SCHOOL	Activity Hall	2083755	Badminton courts	1
ST MARY'S CHURCH OF ENGLAND MIDDLE SCHOOL	Activity Hall	2080941	Badminton courts	1
ST PAUL'S RCVA MIDDLE SCHOOL	Activity Hall	4113871	Badminton courts	1
ST WILFRIDS ROMAN CATHOLIC VOLUNTARY AIDED PRIMARY SCHOOL	Activity Hall	2085473	Badminton courts	1
THE BLYTH ACADEMY	Main	2005596	Badminton courts	4
THE BLYTH ACADEMY	Activity Hall	2071354	Badminton courts	0
THE DUCHESS'S COMMUNITY HIGH SCHOOL	Main	30008358	Badminton courts	3
THE DUCHESS'S COMMUNITY HIGH SCHOOL	Activity Hall	30008360	Badminton courts	1
THE KING EDWARD VI SCHOOL	Activity Hall	2080974	Badminton courts	1
THE KING EDWARD VI SCHOOL	Activity Hall	2080975	Badminton courts	1
THE MUNROE HALL AT WYLAM INSTITUTE	Activity Hall	2084067	Badminton courts	1
THE SWAN CENTRE FOR LEISURE	Main	2005573	Badminton courts	4
TWEEDMOUTH COMMUNITY MIDDLE SCHOOL	Activity Hall	2080932	Badminton courts	1
WENTWORTH LEISURE CENTRE	Main	2005603	Badminton courts	6
WHITLEY CHAPEL PARISH HALL	Activity Hall	2084362	Badminton courts	1
WILLOWBURN LEISURE CENTRE	Main	2005562	Badminton courts	5
WOOLER FIRST SCHOOL	Activity Hall	30000179	Badminton courts	0
YMCA (NORTHUMBERLAND)	Activity Hall	2008685	Badminton courts	0

Contains Active Places Data © Sport England

APPENDIX 9: FACILITY AUDIT

Site Name	Changing Rooms	Disability
SEAHOUSES MIDDLE SCHOOL	Yes	Yes
SEATON SLUICE MIDDLE SCHOOL	Yes	Yes
SHILBOTTLE COLLIERY WELFARE RECREATION GROUND	Yes	Yes
SPORTING CLUB CRAMLINGTON	Yes	Yes
SPORTING CLUB CRAMLINGTON	Yes	Yes
ST BENEDICTS RC MIDDLE SCHOOL	Yes	Yes
ST BENET BISCOP HIGH SCHOOL	Yes	Yes
ST JOSEPHS RC MIDDLE SCHOOL	Yes	Yes
ST MARY'S CHURCH OF ENGLAND MIDDLE SCHOOL	Yes	Yes
ST PAUL'S RCVA MIDDLE SCHOOL	Yes	Yes
ST WILFRIDS ROMAN CATHOLIC VOLUNTARY AIDED PRIMARY SCHOOL	No	Yes
THE BLYTH ACADEMY	Yes	Yes
THE BLYTH ACADEMY	Yes	Yes
THE DUCHESS'S COMMUNITY HIGH SCHOOL	Yes	Yes
THE DUCHESS'S COMMUNITY HIGH SCHOOL	Yes	Yes
THE KING EDWARD VI SCHOOL	Yes	Yes
THE KING EDWARD VI SCHOOL	Yes	Yes
THE MUNROE HALL AT WYLAM INSTITUTE	No	Yes
THE SWAN CENTRE FOR LEISURE	Yes	Yes
TWEEDMOUTH COMMUNITY MIDDLE SCHOOL	Yes	Yes
WENTWORTH LEISURE CENTRE	Yes	Yes
WHITLEY CHAPEL PARISH HALL	Yes	Yes
WILLOWBURN LEISURE CENTRE	Yes	Yes
WOOLER FIRST SCHOOL	Yes	Yes
YMCA (NORTHUMBERLAND)	No	Yes

Contains Active Places Data © Sport England

APPENDIX 9: FACILITY AUDIT

Site Name	Disability Details
SEAHOUSES MIDDLE SCHOOL	Parking, Finding and reaching the entrance, Reception area, Doorways, Activity
SEATON SLUICE MIDDLE SCHOOL	Parking, Finding and reaching the entrance, Reception area, Doorways, Activity
SHILBOTTLE COLLIERY WELFARE RECREATION GROUND	Parking, Finding and reaching the entrance, Doorways, Changing facilities, Acti
SPORTING CLUB CRAMLINGTON	Parking, Toilets
SPORTING CLUB CRAMLINGTON	Parking, Toilets
ST BENEDICTS RC MIDDLE SCHOOL	Parking, Finding and reaching the entrance, Reception area, Doorways, Changi
ST BENET BISCOP HIGH SCHOOL	Parking, Finding and reaching the entrance, Reception area, Doorways, Changi
ST JOSEPHS RC MIDDLE SCHOOL	Finding and reaching the entrance, Reception area, Doorways, Activity areas, T
ST MARY'S CHURCH OF ENGLAND MIDDLE SCHOOL	Parking, Finding and reaching the entrance, Reception area, Doorways, Changi
ST PAUL'S RCVA MIDDLE SCHOOL	Parking, Finding and reaching the entrance, Reception area, Doorways, Changi
ST WILFRIDS ROMAN CATHOLIC VOLUNTARY AIDED PRIMARY SCHOOL	Parking, Finding and reaching the entrance, Reception area, Doorways, Activity
THE BLYTH ACADEMY	Parking, Finding and reaching the entrance, Reception area, Doorways, Activity
THE BLYTH ACADEMY	Parking, Finding and reaching the entrance, Reception area, Doorways, Activity
THE DUCHESS'S COMMUNITY HIGH SCHOOL	Finding and reaching the entrance, Toilets, Emergency exits
THE DUCHESS'S COMMUNITY HIGH SCHOOL	Finding and reaching the entrance, Toilets, Emergency exits
THE KING EDWARD VI SCHOOL	Finding and reaching the entrance, Reception area, Doorways, Activity areas, E
THE KING EDWARD VI SCHOOL	Finding and reaching the entrance, Reception area, Doorways, Activity areas, E
THE MUNROE HALL AT WYLAM INSTITUTE	Finding and reaching the entrance, Reception area, Doorways, Activity areas, T
THE SWAN CENTRE FOR LEISURE	Parking, Finding and reaching the entrance, Reception area, Doorways, Changi
TWEEDMOUTH COMMUNITY MIDDLE SCHOOL	Parking, Finding and reaching the entrance, Reception area, Doorways, Activity
WENTWORTH LEISURE CENTRE	Parking, Finding and reaching the entrance, Reception area, Doorways, Changi
WHITLEY CHAPEL PARISH HALL	Parking, Finding and reaching the entrance, Reception area, Doorways, Changi
WILLOWBURN LEISURE CENTRE	Parking, Finding and reaching the entrance, Reception area, Changing facilities
WOOLER FIRST SCHOOL	Parking, Finding and reaching the entrance, Reception area, Doorways, Changi
YMCA (NORTHUMBERLAND)	Parking, Finding and reaching the entrance, Reception area, Doorways, Activity

Contains Active Places Data © Sport England

APPENDIX 9: FACILITY AUDIT

Site Name	Disability Notes
SEAHOUSES MIDDLE SCHOOL	
SEATON SLUICE MIDDLE SCHOOL	
SHILBOTTLE COLLIERY WELFARE RECREATION GROUND	
SPORTING CLUB CRAMLINGTON	
SPORTING CLUB CRAMLINGTON	Lift
ST BENEDICTS RC MIDDLE SCHOOL	
ST BENET BISCOP HIGH SCHOOL	
ST JOSEPHS RC MIDDLE SCHOOL	
ST MARY'S CHURCH OF ENGLAND MIDDLE SCHOOL	
ST PAUL'S RCVA MIDDLE SCHOOL	
ST WILFRIDS ROMAN CATHOLIC VOLUNTARY AIDED PRIMARY SCHOOL	
THE BLYTH ACADEMY	
THE BLYTH ACADEMY	
THE DUCHESS'S COMMUNITY HIGH SCHOOL	
THE DUCHESS'S COMMUNITY HIGH SCHOOL	
THE KING EDWARD VI SCHOOL	
THE KING EDWARD VI SCHOOL	
THE MUNROE HALL AT WYLAM INSTITUTE	
THE SWAN CENTRE FOR LEISURE	Parking: 5 Bays
TWEEDMOUTH COMMUNITY MIDDLE SCHOOL	
WENTWORTH LEISURE CENTRE	
WHITLEY CHAPEL PARISH HALL	
WILLOWBURN LEISURE CENTRE	Parking: 8 Bays
WOOLER FIRST SCHOOL	
YMCA (NORTHUMBERLAND)	

Contains Active Places Data © Sport England

APPENDIX 9: FACILITY AUDIT

Site Name	Facility Status	Access Type
SEAHOUSES MIDDLE SCHOOL	Operational	Private Use
SEATON SLUICE MIDDLE SCHOOL	Operational	Private Use
SHILBOTTLE COLLIERY WELFARE RECREATION GROUND	Operational	Sports Club / Community Association
SPORTING CLUB CRAMLINGTON	Operational	Pay and Play
SPORTING CLUB CRAMLINGTON	Operational	Pay and Play
ST BENEDICTS RC MIDDLE SCHOOL	Operational	Private Use
ST BENET BISCOP HIGH SCHOOL	Operational	Sports Club / Community Association
ST JOSEPHS RC MIDDLE SCHOOL	Operational	Sports Club / Community Association
ST MARY'S CHURCH OF ENGLAND MIDDLE SCHOOL	Operational	Sports Club / Community Association
ST PAUL'S RCVA MIDDLE SCHOOL	Operational	Private Use
ST WILFRIDS ROMAN CATHOLIC VOLUNTARY AIDED PRIMARY SCHOOL	Operational	Private Use
THE BLYTH ACADEMY	Operational	Sports Club / Community Association
THE BLYTH ACADEMY	Operational	Sports Club / Community Association
THE DUCHESS'S COMMUNITY HIGH SCHOOL	Operational	Private Use
THE DUCHESS'S COMMUNITY HIGH SCHOOL	Operational	Private Use
THE KING EDWARD VI SCHOOL	Operational	Private Use
THE KING EDWARD VI SCHOOL	Operational	Private Use
THE MUNROE HALL AT WYLAM INSTITUTE	Operational	Sports Club / Community Association
THE SWAN CENTRE FOR LEISURE	Operational	Pay and Play
TWEEDMOUTH COMMUNITY MIDDLE SCHOOL	Operational	Sports Club / Community Association
WENTWORTH LEISURE CENTRE	Operational	Pay and Play
WHITLEY CHAPEL PARISH HALL	Operational	Sports Club / Community Association
WILLOWBURN LEISURE CENTRE	Operational	Pay and Play
WOOLER FIRST SCHOOL	Operational	Private Use
YMCA (NORTHUMBERLAND)	Operational	Pay and Play

Contains Active Places Data © Sport England

APPENDIX 9: FACILITY AUDIT

Site Name	Ownership Type	Management Type
SEAHOUSES MIDDLE SCHOOL	Community school	School/College/University (in house)
SEATON SLUICE MIDDLE SCHOOL	Community school	School/College/University (in house)
SHILBOTTLE COLLIERY WELFARE RECREATION GROUND	Local Authority	Local Authority (in house)
SPORTING CLUB CRAMLINGTON	Community school	Trust
SPORTING CLUB CRAMLINGTON	Community school	Trust
ST BENEDICTS RC MIDDLE SCHOOL	Voluntary Aided School	Other
ST BENET BISCOP HIGH SCHOOL	Academies	School/College/University (in house)
ST JOSEPHS RC MIDDLE SCHOOL	Voluntary Aided School	School/College/University (in house)
ST MARY'S CHURCH OF ENGLAND MIDDLE SCHOOL	Voluntary Aided School	School/College/University (in house)
ST PAUL'S RCVA MIDDLE SCHOOL	Voluntary Aided School	School/College/University (in house)
ST WILFRIDS ROMAN CATHOLIC VOLUNTARY AIDED PRIMARY SCHOOL	Voluntary Aided School	School/College/University (in house)
THE BLYTH ACADEMY	Academies	School/College/University (in house)
THE BLYTH ACADEMY	Academies	School/College/University (in house)
THE DUCHESS'S COMMUNITY HIGH SCHOOL	Community school	School/College/University (in house)
THE DUCHESS'S COMMUNITY HIGH SCHOOL	Community school	School/College/University (in house)
THE KING EDWARD VI SCHOOL	Voluntary Controlled School	School/College/University (in house)
THE KING EDWARD VI SCHOOL	Voluntary Controlled School	School/College/University (in house)
THE MUNROE HALL AT WYLAM INSTITUTE	Community Organisation	Community Organisation
THE SWAN CENTRE FOR LEISURE	Local Authority	Trust
TWEEDMOUTH COMMUNITY MIDDLE SCHOOL	Community school	School/College/University (in house)
WENTWORTH LEISURE CENTRE	Local Authority	Trust
WHITLEY CHAPEL PARISH HALL	Local Authority	Trust
WILLOWBURN LEISURE CENTRE	Local Authority	Trust
WOOLER FIRST SCHOOL	Community school	School/College/University (in house)
YMCA (NORTHUMBERLAND)	Other	Community Organisation

Contains Active Places Data © Sport England

APPENDIX 9: FACILITY AUDIT

Site Name	Year Built	Refurbished	Year Refurbished	Closed Date
SEAHOUSES MIDDLE SCHOOL	1960	No	n/a	n/a
SEATON SLUICE MIDDLE SCHOOL	1970	No	n/a	n/a
SHILBOTTLE COLLIERY WELFARE RECREATION GROUND	2010	No	n/a	n/a
SPORTING CLUB CRAMLINGTON	2002	No	n/a	n/a
SPORTING CLUB CRAMLINGTON	2002	No	n/a	n/a
ST BENEDICTS RC MIDDLE SCHOOL	1970	Yes	2008	n/a
ST BENET BISCOP HIGH SCHOOL	1960	Yes	2003	n/a
ST JOSEPHS RC MIDDLE SCHOOL	1976	No	n/a	n/a
ST MARY'S CHURCH OF ENGLAND MIDDLE SCHOOL	1962	No	n/a	n/a
ST PAUL'S RCVA MIDDLE SCHOOL	2010	No	n/a	n/a
ST WILFRIDS ROMAN CATHOLIC VOLUNTARY AIDED PRIMARY SCHOOL	1914	No	n/a	n/a
THE BLYTH ACADEMY	1975	Yes	1993	n/a
THE BLYTH ACADEMY	2002	No	n/a	n/a
THE DUCHESS'S COMMUNITY HIGH SCHOOL	2016	No	n/a	n/a
THE DUCHESS'S COMMUNITY HIGH SCHOOL	2016	No	n/a	n/a
THE KING EDWARD VI SCHOOL	1970	No	n/a	n/a
THE KING EDWARD VI SCHOOL	1970	No	n/a	n/a
THE MUNROE HALL AT WYLAM INSTITUTE	1898	No	n/a	n/a
THE SWAN CENTRE FOR LEISURE	1990	Yes	2016	n/a
TWEEDMOUTH COMMUNITY MIDDLE SCHOOL	1955	No	n/a	n/a
WENTWORTH LEISURE CENTRE	1986	Yes	2004	n/a
WHITLEY CHAPEL PARISH HALL	1937	Yes	2009	n/a
WILLOWBURN LEISURE CENTRE	2003	No	n/a	n/a
WOOLER FIRST SCHOOL	1960	No	n/a	n/a
YMCA (NORTHUMBERLAND)	1990	Yes	2004	n/a

Contains Active Places Data © Sport England

APPENDIX 9: FACILITY AUDIT

Site Name	
SEAHOUSES MIDDLE SCHOOL	
SEATON SLUICE MIDDLE SCHOOL	
SHILBOTTLE COLLIERY WELFARE RECREATION GROUND	
SPORTING CLUB CRAMLINGTON	
SPORTING CLUB CRAMLINGTON	
ST BENEDICTS RC MIDDLE SCHOOL	
ST BENET BISCOP HIGH SCHOOL	
ST JOSEPHS RC MIDDLE SCHOOL	
ST MARY'S CHURCH OF ENGLAND MIDDLE SCHOOL	
ST PAUL'S RCVA MIDDLE SCHOOL	
ST WILFRIDS ROMAN CATHOLIC VOLUNTARY AIDED PRIMARY SCHOOL	
THE BLYTH ACADEMY	
THE BLYTH ACADEMY	
THE DUCHESS'S COMMUNITY HIGH SCHOOL	
THE DUCHESS'S COMMUNITY HIGH SCHOOL	
THE KING EDWARD VI SCHOOL	
THE KING EDWARD VI SCHOOL	
THE MUNROE HALL AT WYLAM INSTITUTE	
THE SWAN CENTRE FOR LEISURE	
TWEEDMOUTH COMMUNITY MIDDLE SCHOOL	
WENTWORTH LEISURE CENTRE	
WHITLEY CHAPEL PARISH HALL	
WILLOWBURN LEISURE CENTRE	
WOOLER FIRST SCHOOL	
YMCA (NORTHUMBERLAND)	

Contains Active Places Data © Sport England

APPENDIX 9: FACILITY AUDIT

ALBERMARLE BARRACKS	1037525		Albemarle Barracks	Newcastle upon Tyne	NE15 0RF
ALNWICK SQUASH CLUB LTD	1036222	33	Bondgate Without	Alnwick	NE66 1PR
ALNWICK SQUASH CLUB LTD	1036222	33	Bondgate Without	Alnwick	NE66 1PR
BEDLINGTONSHIRE COMMUNITY SCHOOL	1005795		Palace Road	Bedlington	NE22 7DS
BERWICK ACADEMY	1005796		Adams Drive	Berwick-upon-Tweed	TD15 2JF
BLYTH SPORTS CENTRE	1005798		Bolam Avenue	Blyth	NE24 5BT
CONCORDIA LEISURE CENTRE	1005803		Forum Way	Cramlington	NE23 6YB
HEXHAM GOLF CLUB LTD	1101974	Spital Park		Hexham	NE46 3RZ
NEWBIGGIN SPORTS & COMMUNITY CENTRE	1005811		Woodhorn Road	Newbiggin-by-the-Sea	NE64 6HG
PONTELAND LEISURE CENTRE	1005814		Callerton Lane	Newcastle upon Tyne	NE20 9EG
RAF BOULMER	1039066			Alnwick	NE66 3JF
THE SWAN CENTRE FOR LEISURE	1005800		Northumberland Road	Berwick-upon-Tweed	TD15 2AS
THE SWAN CENTRE FOR LEISURE	1005800		Northumberland Road	Berwick-upon-Tweed	TD15 2AS

APPENDIX 9: FACILITY AUDIT

ALBERMARLE BARRACKS	Squash Courts	Glass-backed	4078735	Courts	2	Yes	Yes
ALNWICK SQUASH CLUB LTD	Squash Courts	Normal	4073363	Courts	1	Yes	No
ALNWICK SQUASH CLUB LTD	Squash Courts	Glass-backed	4073364	Courts	1	Yes	No
BEDLINGTONSHIRE COMMUNITY SCHOOL	Squash Courts	Normal	4037454	Courts	2	Yes	Yes
BERWICK ACADEMY	Squash Courts	Normal	4037455	Courts	2	Yes	Yes
BLYTH SPORTS CENTRE	Squash Courts	Normal	4037456	Courts	2	Yes	Yes
CONCORDIA LEISURE CENTRE	Squash Courts	Glass-backed	4037458	Courts	3	Yes	Yes
HEXHAM GOLF CLUB LTD	Squash Courts	Normal	4037900	Courts	2	Yes	Yes
NEWBIGGIN SPORTS & COMMUNITY CENTRE	Squash Courts	Normal	4037460	Courts	3	Yes	Yes
PONTELAND LEISURE CENTRE	Squash Courts	Normal	4037461	Courts	1	Yes	Yes
RAF BOULMER	Squash Courts	Normal	4084191	Courts	2	Yes	Yes
THE SWAN CENTRE FOR LEISURE	Squash Courts	Normal	4037457	Courts	1	Yes	Yes
THE SWAN CENTRE FOR LEISURE	Squash Courts	Glass-backed	4071276	Courts	1	Yes	Yes

APPENDIX 9: FACILITY AUDIT

ALBERMARLE BARRACKS	Parking, Finding and reaching the entrance, Reception area, Doorways, Changing facilities, Activity areas, Toilets, Emergency exits
ALNWICK SQUASH CLUB LTD	
ALNWICK SQUASH CLUB LTD	
BEDLINGTONSHIRE COMMUNITY SCHOOL	Parking, Finding and reaching the entrance, Reception area, Doorways, Activity areas, Toilets, Emergency exits
BERWICK ACADEMY	Parking, Finding and reaching the entrance, Reception area, Doorways, Changing facilities, Activity areas, Toilets, Emergency exits
BLYTH SPORTS CENTRE	Parking, Finding and reaching the entrance, Reception area, Doorways, Changing facilities, Activity areas, Toilets, Emergency exits
CONCORDIA LEISURE CENTRE	Parking, Finding and reaching the entrance, Reception area, Doorways, Changing facilities, Activity areas, Toilets, Emergency exits
HEXHAM GOLF CLUB LTD	Finding and reaching the entrance, Reception area, Doorways, Activity areas, Emergency exits
NEWBIGGIN SPORTS & COMMUNITY CENTRE	Parking, Reception area, Doorways, Changing facilities, Social areas, Spectator areas, Emergency exits
PONTELAND LEISURE CENTRE	Parking, Reception area, Doorways, Changing facilities, Activity areas, Toilets, Social areas, Spectator areas, Emergency exits
RAF BOULMER	Finding and reaching the entrance, Reception area, Doorways, Changing facilities, Activity areas, Toilets, Social areas, Spectator areas, Emergency exits
THE SWAN CENTRE FOR LEISURE	Parking, Finding and reaching the entrance, Reception area, Doorways, Changing facilities, Activity areas, Toilets, Emergency exits
THE SWAN CENTRE FOR LEISURE	Parking, Finding and reaching the entrance, Reception area, Doorways, Changing facilities, Activity areas, Toilets, Emergency exits

APPENDIX 9: FACILITY AUDIT

ALBERMARLE BARRACKS	cy exits	Operational
ALNWICK SQUASH CLUB LTD		Operational
ALNWICK SQUASH CLUB LTD		Operational
BEDLINGTONSHIRE COMMUNITY SCHOOL		Operational
BERWICK ACADEMY		Operational
BLYTH SPORTS CENTRE	Activity Areas: Lift available, Social Areas: Access via lift	Operational
CONCORDIA LEISURE CENTRE		Operational
HEXHAM GOLF CLUB LTD		Operational
NEWBIGGIN SPORTS & COMMUNITY CENTRE		Operational
PONTELAND LEISURE CENTRE		Operational
RAF BOULMER		Operational
THE SWAN CENTRE FOR LEISURE	Parking: 5 Bays	Operational
THE SWAN CENTRE FOR LEISURE	Parking: 5 Bays	Operational

APPENDIX 9: FACILITY AUDIT

ALBERMARLE BARRACKS	Sports Club / Community Association	MOD
ALNWICK SQUASH CLUB LTD	Registered Membership use	Commercial
ALNWICK SQUASH CLUB LTD	Registered Membership use	Commercial
BEDLINGTONSHIRE COMMUNITY SCHOOL	Sports Club / Community Association	Community school
BERWICK ACADEMY	Sports Club / Community Association	Academies
BLYTH SPORTS CENTRE	Pay and Play	Local Authority
CONCORDIA LEISURE CENTRE	Pay and Play	Local Authority
HEXHAM GOLF CLUB LTD	Sports Club / Community Association	Commercial
NEWBIGGIN SPORTS & COMMUNITY CENTRE	Pay and Play	Local Authority
PONTELAND LEISURE CENTRE	Pay and Play	Local Authority
RAF BOULMER	Private Use	MOD
THE SWAN CENTRE FOR LEISURE	Pay and Play	Local Authority
THE SWAN CENTRE FOR LEISURE	Pay and Play	Local Authority

APPENDIX 9: FACILITY AUDIT

ALBERMARLE BARRACKS	MOD	1997	No	n/a	n/a
ALNWICK SQUASH CLUB LTD	Commercial Management	1975	Yes	1995	n/a
ALNWICK SQUASH CLUB LTD	Commercial Management	1975	Yes	1995	n/a
BEDLINGTONSHIRE COMMUNITY SCHOOL	School/College/University (in house)	1974	No	n/a	n/a
BERWICK ACADEMY	School/College/University (in house)	1970	No	n/a	n/a
BLYTH SPORTS CENTRE	Trust	1979	Yes	2006	n/a
CONCORDIA LEISURE CENTRE	Trust	1995	Yes	2005	n/a
HEXHAM GOLF CLUB LTD	Commercial Management	1970	Yes	2013	n/a
NEWBIGGIN SPORTS & COMMUNITY CENTRE	Trust	1973	No	n/a	n/a
PONTELAND LEISURE CENTRE	Trust	1974	No	n/a	n/a
RAF BOULMER	MOD	1980	Yes	2012	n/a
THE SWAN CENTRE FOR LEISURE	Trust	1990	No	n/a	n/a
THE SWAN CENTRE FOR LEISURE	Trust	1990	No	n/a	n/a

APPENDIX 9: FACILITY AUDIT

Site Name	Site Id	Building Name or Number	Thoroughfare	Post Town	Post Code
THE SWAN CENTRE FOR LEISURE	1005800		Northumberland Road	Berwick-upon-Tweed	TD15 2AS

Contains Active Places Data © Sport England

APPENDIX 9: FACILITY AUDIT

Site Name	Facility Type	Facility Sub Type	Facility Id	Unit	Number	Changing Rooms
THE SWAN CENTRE FOR LEISURE	Indoor Bowls	Indoor Bowls	2071419	Rinks	4	Yes

Contains Active Places Data © Sport England

APPENDIX 9: FACILITY AUDIT

Site Name	Disability
THE SWAN CENTRE FOR LEISURE	Yes

Contains Active Places Data © Sport England

APPENDIX 9: FACILITY AUDIT

Site Name	Disability Details
THE SWAN CENTRE FOR LEISURE	Parking, Finding and reaching the entrance, Reception area, Doorways, Changing facilities, Activity areas, Toilets, S

Contains Active Places Data © Sport England

APPENDIX 9: FACILITY AUDIT

Site Name	Disability Notes	Facility Status	Access Type	Ownership Type
THE SWAN CENTRE FOR LEISURE	Parking: 5 Bays	Operational	Registered Membership use	Local Authority

Contains Active Places Data © Sport England

APPENDIX 9: FACILITY AUDIT

Site Name	Management Type	Year Built	Refurbished	Year Refurbished	Closed Date
THE SWAN CENTRE FOR LEISURE	Trust	1990	Yes	2005	n/a

Contains Active Places Data © Sport England

APPENDIX 9: FACILITY AUDIT

Site Name	Site Id	Building Name or Number	Thoroughfare	Post Town
BEDLINGTONSHIRE COMMUNITY SCHOOL	1005795		Palace Road	Bedlington
JAMES CALVERT SPENCE COLLEGE (ACKLINGTON ROAD)	1005804		Acklington Road	Morpeth
THE KING EDWARD VI SCHOOL	6007444		Cottingwood Lane	Morpeth
WENTWORTH LEISURE CENTRE	1005824	Wentworth Park		Hexham

Contains Active Places Data © Sport England

APPENDIX 9: FACILITY AUDIT

Site Name	Post Code	Facility Type	Facility Sub Type	Facility Id	Unit
BEDLINGTONSHIRE COMMUNITY SCHOOL	NE22 7DS	Athletics Tracks	Cinder	2009373	Lanes
JAMES CALVERT SPENCE COLLEGE (ACKLINGTON ROAD)	NE65 0NG	Athletics Tracks	Cinder	2028197	Lanes
THE KING EDWARD VI SCHOOL	NE61 1DN	Athletics Tracks	Synthetic	4101671	Lanes
WENTWORTH LEISURE CENTRE	NE46 3PD	Athletics Tracks	Synthetic	2009374	Lanes

Contains Active Places Data © Sport England

APPENDIX 9: FACILITY AUDIT

Site Name	Number	Changing Rooms	Disability
BEDLINGTONSHIRE COMMUNITY SCHOOL	6	Yes	Yes
JAMES CALVERT SPENCE COLLEGE (ACKLINGTON ROAD)	6	Yes	Yes
THE KING EDWARD VI SCHOOL	6	Yes	Yes
WENTWORTH LEISURE CENTRE	6	Yes	Yes

Contains Active Places Data © Sport England

APPENDIX 9: FACILITY AUDIT

Site Name	Disability Details
BEDLINGTONSHIRE COMMUNITY SCHOOL	Parking, Finding and reaching the entrance, Reception area, Doorways, Activity areas, Toilets, E
JAMES CALVERT SPENCE COLLEGE (ACKLINGTON ROAD)	Parking, Finding and reaching the entrance, Reception area, Doorways, Changing facilities, Acti
THE KING EDWARD VI SCHOOL	Finding and reaching the entrance, Reception area, Doorways, Activity areas, Emergency exits
WENTWORTH LEISURE CENTRE	Parking, Finding and reaching the entrance, Reception area, Doorways, Changing facilities, Acti

Contains Active Places Data © Sport England

APPENDIX 9: FACILITY AUDIT

Site Name	Disability Notes	Facility Status	Access Type
BEDLINGTONSHIRE COMMUNITY SCHOOL		Operational	Sports Club / Community Association
JAMES CALVERT SPENCE COLLEGE (ACKLINGTON ROAD)		Operational	Sports Club / Community Association
THE KING EDWARD VI SCHOOL		Operational	Sports Club / Community Association
WENTWORTH LEISURE CENTRE		Operational	Pay and Play

Contains Active Places Data © Sport England

APPENDIX 9: FACILITY AUDIT

Site Name	Ownership Type	Management Type	Year Built
BEDLINGTONSHIRE COMMUNITY SCHOOL	Community school	School/College/University (in house)	1972
JAMES CALVERT SPENCE COLLEGE (ACKLINGTON ROAD)	Community school	School/College/University (in house)	1985
THE KING EDWARD VI SCHOOL	Voluntary Controlled School	School/College/University (in house)	2012
WENTWORTH LEISURE CENTRE	Local Authority	Trust	1996

Contains Active Places Data © Sport England

APPENDIX 9: FACILITY AUDIT

Site Name	Refurbished	Year Refurbished	Closed Date
BEDLINGTONSHIRE COMMUNITY SCHOOL	No	n/a	n/a
JAMES CALVERT SPENCE COLLEGE (ACKLINGTON ROAD)	No	n/a	n/a
THE KING EDWARD VI SCHOOL	No	n/a	n/a
WENTWORTH LEISURE CENTRE	Yes	2008	n/a

Contains Active Places Data © Sport England

APPENDIX 9: FACILITY AUDIT

Site Name	Site Id	Building Name or Number
ALNWICK DUKES MIDDLE SCHOOL	6006308	
ASHINGTON COMMUNITY HIGH SCHOOL	1005792	
ASHINGTON COMMUNITY HIGH SCHOOL	1005792	
ASTLEY COMMUNITY HIGH SCHOOL	1005794	
ASTLEY COMMUNITY HIGH SCHOOL	1005794	
ASTLEY COMMUNITY HIGH SCHOOL	1005794	
BEDE ACADEMY (NORTH)	1044381	
BEDE ACADEMY (NORTH)	1044381	
BEDE ACADEMY (NORTH)	1044381	
BEDLINGTONSHIRE COMMUNITY SCHOOL	1005795	
BEDLINGTONSHIRE COMMUNITY SCHOOL	1005795	
BEDLINGTONSHIRE COMMUNITY SCHOOL	1005795	
BEDLINGTONSHIRE COMMUNITY SCHOOL	1005795	
BELLINGHAM MIDDLE SCHOOL AND COLLEGE	6006317	
BELLINGHAM MIDDLE SCHOOL AND COLLEGE	6006317	
BELSAY FIRST SCHOOL	6013362	
BERWICK ACADEMY	1005796	
BERWICK ACADEMY	1005796	
BERWICK ACADEMY	1005796	
BERWICK MIDDLE SCHOOL	6006330	
BLYTH MORPETH ROAD PRIMARY SCHOOL	1044267	
BOTHAL PRIMARY SCHOOL	6017928	
BOTHAL PRIMARY SCHOOL	6017928	
CHANTRY MIDDLE SCHOOL	1005801	
CHANTRY MIDDLE SCHOOL	1005801	
COLLINGWOOD SCHOOL AND MEDIA ARTS COLLEGE	1039075	
CORBRIDGE MIDDLE SCHOOL	6020405	
CROFTWAY PRIMARY ACADEMY	6013095	
DR THOMLINSON CHURCH OF ENGLAND MIDDLE SCHOOL	1039074	
ELLINGTON PRIMARY SCHOOL	6013425	
GLENDAL MIDDLE SCHOOL	6006334	15
GLENDAL MIDDLE SCHOOL	6006334	15
HALTWHISTLE COMMUNITY CAMPUS (UPPER SCHOOL)	6006378	
HAYDON BRIDGE HIGH SCHOOL	1005807	

APPENDIX 9: FACILITY AUDIT

HAYDON BRIDGE HIGH SCHOOL	1005807	
HAYDON BRIDGE HIGH SCHOOL	1005807	
HEXHAM MIDDLE SCHOOL	6006336	
HIGHFIELD MIDDLE SCHOOL	6006345	
HUMSHAUGH CHURCH OF ENGLAND AIDED FIRST SCHOOL	6013575	
JAMES CALVERT SPENCE COLLEGE (ACKLINGTON ROAD)	1005804	
JAMES CALVERT SPENCE COLLEGE (ACKLINGTON ROAD)	1005804	
JAMES CALVERT SPENCE COLLEGE (ACKLINGTON ROAD)	1005804	
JAMES CALVERT SPENCE COLLEGE (ACKLINGTON ROAD)	1005804	
JAMES CALVERT SPENCE COLLEGE (SOUTH AVENUE)	6006309	
JOSEPHINE BUTLER CAMPUS (PRIMARY)	6006377	
LINDISFARNE MIDDLE SCHOOL	1204374	
LINDISFARNE MIDDLE SCHOOL	1204374	
LONGRIDGE TOWERS SCHOOL	1204326	
MEADOWDALE ACADEMY	6006369	
MORPETH NEWMINSTER MIDDLE SCHOOL	6006371	
MORPETH NEWMINSTER MIDDLE SCHOOL	6006371	
NORTHUMBERLAND COFE ACADEMY (JOSEPHINE BUTLER CAMPUS)	1052020	
NORTHUMBERLAND COFE ACADEMY (JOSEPHINE BUTLER CAMPUS)	1052020	
NORTHUMBERLAND COLLEGE (KIRKLEY HALL CAMPUS)	1037241	
OVINGHAM MIDDLE SCHOOL	6006372	
PONTELAND COMMUNITY HIGH SCHOOL	1005813	
PONTELAND COMMUNITY HIGH SCHOOL	1005813	
PONTELAND MIDDLE SCHOOL	30003883	
QUEEN ELIZABETH HIGH SCHOOL	1204552	
QUEEN ELIZABETH HIGH SCHOOL	1204552	
RICHARD COATES C OF E MIDDLE SCHOOL	6006373	
SEAHOUSES MIDDLE SCHOOL	6017943	
SEATON SLUICE MIDDLE SCHOOL	6018033	
ST BENET BISCOP HIGH SCHOOL	1005822	
ST BENET BISCOP HIGH SCHOOL	1005822	
ST BENET BISCOP HIGH SCHOOL	1005822	
ST JOSEPHS RC MIDDLE SCHOOL	6017911	
ST MARY'S CHURCH OF ENGLAND MIDDLE SCHOOL	6006316	
ST PAUL'S RCVA MIDDLE SCHOOL	1044908	

APPENDIX 9: FACILITY AUDIT

ST WILFRIDS ROMAN CATHOLIC VOLUNTARY AIDED PRIMARY SCHOOL	6006494	
THE BLYTH ACADEMY	1005818	
THE BLYTH ACADEMY	1005818	
THE BLYTH ACADEMY	1005818	
THE DUCHESS'S COMMUNITY HIGH SCHOOL	30004520	
THE DUCHESS'S COMMUNITY HIGH SCHOOL	30004520	
THE DUCHESS'S COMMUNITY HIGH SCHOOL	30004520	
THE KING EDWARD VI SCHOOL	6007444	
THE KING EDWARD VI SCHOOL	6007444	
THE KING EDWARD VI SCHOOL	6007444	
THE KING EDWARD VI SCHOOL	6007444	
TWEEDMOUTH COMMUNITY MIDDLE SCHOOL	6006495	
WOOLER FIRST SCHOOL	6013480	15
WOOLER FIRST SCHOOL	6013480	15
Contains Active Places Data © Sport England		

APPENDIX 9: FACILITY AUDIT

Thoroughfare	Post Town	Post Code	Facility Type	Facility Sub Type	Facility Id
Hope House Lane	Alnwick	NE66 1UN	Sports Hall	Activity Hall	2080939
Green Lane	Ashington	NE63 8DH	Sports Hall	Main	2005563
Green Lane	Ashington	NE63 8DH	Health and Fitness Suite	Health and Fitness Suite	2078993
Elsdon Avenue	Whitley Bay	NE25 0BP	Sports Hall	Main	2005566
Elsdon Avenue	Whitley Bay	NE25 0BP	Swimming Pool	Main/General	2013271
Elsdon Avenue	Whitley Bay	NE25 0BP	Health and Fitness Suite	Health and Fitness Suite	2018715
Sixth Avenue	Blyth	NE24 2SY	Sports Hall	Main	4112386
Sixth Avenue	Blyth	NE24 2SY	Studio	Studio	4112622
Sixth Avenue	Blyth	NE24 2SY	Health and Fitness Suite	Health and Fitness Suite	4116809
Palace Road	Bedlington	NE22 7DS	Sports Hall	Main	2005567
Palace Road	Bedlington	NE22 7DS	Athletics Tracks	Cinder	2009373
Palace Road	Bedlington	NE22 7DS	Studio	Studio	4005568
Palace Road	Bedlington	NE22 7DS	Squash Courts	Normal	4037454
Redesmouth Road	Hexham	NE48 2EN	Sports Hall	Activity Hall	2080942
Redesmouth Road	Hexham	NE48 2EN	Sports Hall	Activity Hall	2080955
	Newcastle upon Tyne	NE20 0ET	Sports Hall	Activity Hall	30006652
Adams Drive	Berwick-upon-Tweed	TD15 2JF	Sports Hall	Main	2005569
Adams Drive	Berwick-upon-Tweed	TD15 2JF	Health and Fitness Suite	Health and Fitness Suite	2018717
Adams Drive	Berwick-upon-Tweed	TD15 2JF	Squash Courts	Normal	4037455
Lovaine Terrace	Berwick-upon-Tweed	TD15 1LA	Sports Hall	Activity Hall	2080918
BATES AVENUE	BLYTH	NE24 5TQ	Sports Hall	Activity Hall	4112044
High Market	Ashington	NE63 8NT	Sports Hall	Main	2085547
High Market	Ashington	NE63 8NT	Sports Hall	Main	2085549
Mitford Road	Morpeth	NE61 1RQ	Sports Hall	Activity Hall	2005575
Mitford Road	Morpeth	NE61 1RQ	Sports Hall	Activity Hall	2079357
	Morpeth	NE61 2HA	Swimming Pool	Learner/Teaching/Training	2084173
Cow Lane	Corbridge	NE45 5HX	Sports Hall	Activity Hall	2084315
William Street	Blyth	NE24 2HP	Sports Hall	Activity Hall	2085474
Silverton Lane	Morpeth	NE65 7RJ	Sports Hall	Activity Hall	2084172
Warkworth Drive	Morpeth	NE61 5HL	Sports Hall	Activity Hall	2083768
Brewery Road	Wooler	NE71 6QF	Swimming Pool	Learner/Teaching/Training	2082179
Brewery Road	Wooler	NE71 6QF	Sports Hall	Activity Hall	2082231
Park Avenue	Haltwhistle	NE49 9BA	Sports Hall	Activity Hall	2080983
	Hexham	NE47 6LR	Sports Hall	Main	2005583

APPENDIX 9: FACILITY AUDIT

	Hexham	NE47 6LR	Health and Fitness Suite	Health and Fitness Suite	2027106
	Hexham	NE47 6LR	Sports Hall	Activity Hall	2027107
Wanless Lane	Hexham	NE46 1BU	Sports Hall	Activity Hall	30005986
Highfield Lane	Prudhoe	NE42 6EY	Sports Hall	Activity Hall	2080991
	Hexham	NE46 4AA	Sports Hall	Activity Hall	2083753
Acklington Road	Morpeth	NE65 0NG	Sports Hall	Main	2005580
Acklington Road	Morpeth	NE65 0NG	Athletics Tracks	Cinder	2028197
Acklington Road	Morpeth	NE65 0NG	Studio	Studio	4126827
Acklington Road	Morpeth	NE65 0NG	Health and Fitness Suite	Health and Fitness Suite	4126828
South Avenue	Morpeth	NE65 0ND	Sports Hall	Activity Hall	2080940
Norwich Close	Ashington	NE63 9SA	Sports Hall	Main	2080997
Lindisfarne Road	Alnwick	NE66 1AX	Sports Hall	Main	2214100
Lindisfarne Road	Alnwick	NE66 1AX	Sports Hall	Activity Hall	2214101
	Berwick-upon-Tweed	TD15 2XQ	Sports Hall	Main	2213906
Hazelmere Avenue	Bedlington	NE22 6HA	Sports Hall	Main	2081003
Mitford Road	Morpeth	NE61 1RH	Sports Hall	Activity Hall	2080994
Mitford Road	Morpeth	NE61 1RH	Sports Hall	Activity Hall	2081011
Academy Road	Ashington	NE63 9RZ	Sports Hall	Main	4126974
Academy Road	Ashington	NE63 9RZ	Studio	Studio	4126975
	Newcastle upon Tyne	NE20 0AQ	Sports Hall	Main	2077975
	Ovingham	NE42 6DE	Sports Hall	Activity Hall	2080998
Callerton Lane	Newcastle upon Tyne	NE20 9EY	Sports Hall	Main	2005589
Callerton Lane	Newcastle upon Tyne	NE20 9EY	Sports Hall	Activity Hall	2071847
CALLERTON LANE	NEWCASTLE UPON TYNE	NE20 9EY	Sports Hall	Main	30005457
Whetstone Bridge Road	Hexham	NE46 3JB	Sports Hall	Activity Hall	2214982
Whetstone Bridge Road	Hexham	NE46 3JB	Sports Hall	Main	2214983
Thornhill Road	Newcastle upon Tyne	NE20 9QB	Sports Hall	Activity Hall	2082245
James Street	Seahouses	NE68 7YF	Sports Hall	Activity Hall	2081147
Alston Grove	Whitley Bay	NE26 4JS	Sports Hall	Activity Hall	2085901
Ridge Terrace	Bedlington	NE22 6ED	Sports Hall	Main	2005601
Ridge Terrace	Bedlington	NE22 6ED	Health and Fitness Suite	Health and Fitness Suite	2018731
Ridge Terrace	Bedlington	NE22 6ED	Studio	Studio	4005602
Highford Lane	Hexham	NE46 2DD	Sports Hall	Activity Hall	2083755
Williams Way	Belford	NE70 7NX	Sports Hall	Activity Hall	2080941
South Road	Alnwick	NE66 2NU	Sports Hall	Activity Hall	4113871

APPENDIX 9: FACILITY AUDIT

Claremont Terrace	Blyth	NE24 2LE	Sports Hall	Activity Hall	2085473
Chase Farm Drive	Blyth	NE24 4JP	Sports Hall	Main	2005596
Chase Farm Drive	Blyth	NE24 4JP	Sports Hall	Activity Hall	2071354
Chase Farm Drive	Blyth	NE24 4JP	Studio	Studio	4005597
TAYLOR DRIVE	ALNWICK	NE66 2DH	Sports Hall	Main	30008358
TAYLOR DRIVE	ALNWICK	NE66 2DH	Health and Fitness Suite	Health and Fitness Suite	30008359
TAYLOR DRIVE	ALNWICK	NE66 2DH	Sports Hall	Activity Hall	30008360
Cottingwood Lane	Morpeth	NE61 1DN	Health and Fitness Suite	Health and Fitness Suite	2080923
Cottingwood Lane	Morpeth	NE61 1DN	Sports Hall	Activity Hall	2080974
Cottingwood Lane	Morpeth	NE61 1DN	Sports Hall	Activity Hall	2080975
Cottingwood Lane	Morpeth	NE61 1DN	Athletics Tracks	Synthetic	4101671
Billendean Terrace	Berwick-upon-Tweed	TD15 2DJ	Sports Hall	Activity Hall	2080932
Brewery Lane	Wooler	NE71 6QF	Swimming Pool	Main/General	30000178
Brewery Lane	Wooler	NE71 6QF	Sports Hall	Activity Hall	30000179

APPENDIX 9: FACILITY AUDIT

Unit	Number	Changing Rooms	Disability
Badminton courts	1	Yes	Yes
Badminton courts	4	Yes	Yes
Stations	22	Yes	Yes
Badminton courts	4	Yes	Yes
Lanes	4	Yes	Yes
Stations	21	Yes	Yes
Badminton courts	4	Yes	Yes
Studios	1	Yes	Yes
Stations	30	Yes	Yes
Badminton courts	4	Yes	Yes
Lanes	6	Yes	Yes
Studios	0	Yes	Yes
Courts	2	Yes	Yes
Badminton courts	1	Yes	Yes
Badminton courts	0	Yes	Yes
Badminton courts	0	No	Yes
Badminton courts	4	Yes	Yes
Stations	25	Yes	Yes
Courts	2	Yes	Yes
Badminton courts	1	Yes	Yes
Badminton courts	1	Yes	Yes
Badminton courts	3	Yes	Yes
Badminton courts	3	Yes	Yes
Badminton courts	2	Yes	Yes
Badminton courts	1	Yes	Yes
Lanes	0	Yes	Yes
Badminton courts	1	Yes	Yes
Badminton courts	2	Yes	Yes
Badminton courts	1	Yes	Yes
Badminton courts	1	No	Yes
Lanes	0	Yes	Yes
Badminton courts	1	Yes	Yes
Badminton courts	1	Yes	Yes
Badminton courts	4	Yes	Yes

APPENDIX 9: FACILITY AUDIT

Stations	20	Yes	Yes
Badminton courts	2	Yes	Yes
Badminton courts	0	Yes	Yes
Badminton courts	1	Yes	Yes
Badminton courts	1	No	Yes
Badminton courts	5	Yes	Yes
Lanes	6	Yes	Yes
Studios	1	Yes	Yes
Stations	8	Yes	Yes
Badminton courts	1	Yes	Yes
Badminton courts	3	Yes	Yes
Badminton courts	4	Yes	Yes
Badminton courts	1	Yes	Yes
Badminton courts	4	Yes	Yes
Badminton courts	4	Yes	Yes
Badminton courts	1	Yes	Yes
Badminton courts	1	Yes	Yes
Badminton courts	4	Yes	Yes
Studios	n/a	Yes	Yes
Badminton courts	4	Yes	Yes
Badminton courts	1	Yes	Yes
Badminton courts	3	Yes	Yes
Badminton courts	0	Yes	Yes
Badminton courts	3	Yes	Yes
Badminton courts	1	Yes	Yes
Badminton courts	3	Yes	Yes
Badminton courts	1	Yes	Yes
Badminton courts	1	Yes	Yes
Badminton courts	1	Yes	Yes
Badminton courts	6	Yes	Yes
Stations	7	Yes	Yes
Studios	1	Yes	Yes
Badminton courts	1	Yes	Yes
Badminton courts	1	Yes	Yes
Badminton courts	1	Yes	Yes

APPENDIX 9: FACILITY AUDIT

Badminton courts	1	No	Yes
Badminton courts	4	Yes	Yes
Badminton courts	0	Yes	Yes
Studios	0	Yes	Yes
Badminton courts	3	Yes	Yes
Stations	8	Yes	Yes
Badminton courts	1	Yes	Yes
Stations	16	Yes	Yes
Badminton courts	1	Yes	Yes
Badminton courts	1	Yes	Yes
Lanes	6	Yes	Yes
Badminton courts	1	Yes	Yes
Lanes	0	Yes	Yes
Badminton courts	0	Yes	Yes

APPENDIX 9: FACILITY AUDIT

[illegible]

APPENDIX 9: FACILITY AUDIT

Parking, Finding and reaching the entrance, Reception area, Doorways, Activity areas, Toilets, Emergency exits
Parking, Finding and reaching the entrance, Reception area, Doorways, Activity areas, Toilets, Emergency exits
Parking, Finding and reaching the entrance, Reception area, Doorways, Activity areas, Toilets, Emergency exits
Parking, Finding and reaching the entrance, Reception area, Doorways, Activity areas, Toilets, Emergency exits
Finding and reaching the entrance, Toilets, Emergency exits
Finding and reaching the entrance, Toilets, Emergency exits
Finding and reaching the entrance, Toilets, Emergency exits
Finding and reaching the entrance, Reception area, Doorways, Activity areas, Emergency exits
Finding and reaching the entrance, Reception area, Doorways, Activity areas, Emergency exits
Finding and reaching the entrance, Reception area, Doorways, Activity areas, Emergency exits
Finding and reaching the entrance, Reception area, Doorways, Activity areas, Emergency exits
Parking, Finding and reaching the entrance, Reception area, Doorways, Activity areas, Toilets, Emergency exits
Parking, Finding and reaching the entrance, Reception area, Doorways, Changing facilities, Activity areas, Toilets, Social areas, Spectator areas, Emergency exits
Parking, Finding and reaching the entrance, Reception area, Doorways, Changing facilities, Activity areas, Toilets, Social areas, Spectator areas, Emergency exits

APPENDIX 9: FACILITY AUDIT

Disability Notes	Facility Status	Access Type	Ownership Type
	Operational	Private Use	Community school
	Operational	Pay and Play	Community school
	Operational	Private Use	Community school
	Operational	Pay and Play	Community school
	Operational	Pay and Play	Community school
	Operational	Sports Club / Community Association	Community school
	Operational	Sports Club / Community Association	Academies
	Operational	Sports Club / Community Association	Academies
	Operational	Sports Club / Community Association	Academies
	Operational	Pay and Play	Community school
	Operational	Pay and Play	Community school
	Operational	Pay and Play	Community school
	Operational	Private Use	Community school
	Operational	Sports Club / Community Association	Community school
	Operational	Sports Club / Community Association	Community school
	Operational	Sports Club / Community Association	Community school
	Operational	Sports Club / Community Association	Academies
	Operational	Sports Club / Community Association	Academies
	Operational	Sports Club / Community Association	Academies
	Operational	Private Use	Community school
	Operational	Private Use	Foundation School
Parking: 1 Bay	Operational	Private Use	Foundation School
Parking: 1 Bay	Operational	Private Use	Foundation School
	Operational	Sports Club / Community Association	Academies
	Operational	Sports Club / Community Association	Academies
	Operational	Sports Club / Community Association	Community Special School
	Operational	Private Use	Community school
	Operational	Sports Club / Community Association	Academies
	Operational	Sports Club / Community Association	Voluntary Aided School
	Operational	Private Use	Community school
	Operational	Sports Club / Community Association	Community school
	Operational	Sports Club / Community Association	Community school
	Operational	Sports Club / Community Association	Academies
Spectator Areas: On First Floor	Operational	Sports Club / Community Association	Community school

APPENDIX 9: FACILITY AUDIT

	Operational	Private Use	Community school
	Operational	Sports Club / Community Association	Community school
	Operational	Sports Club / Community Association	Community school
	Operational	Sports Club / Community Association	Community school
	Operational	Sports Club / Community Association	Voluntary Aided School
	Operational	Sports Club / Community Association	Community school
	Operational	Sports Club / Community Association	Community school
	Operational	Sports Club / Community Association	Community school
	Operational	Private Use	Community school
	Operational	Sports Club / Community Association	Community school
	Operational	Sports Club / Community Association	Academies
	Operational	Sports Club / Community Association	Community school
	Operational	Sports Club / Community Association	Community school
	Operational	Sports Club / Community Association	Other Independent School
	Operational	Private Use	Academies
	Operational	Sports Club / Community Association	Community school
	Operational	Sports Club / Community Association	Community school
	Operational	Sports Club / Community Association	Academies
	Operational	Private Use	Academies
	Operational	Sports Club / Community Association	Further Education
	Operational	Private Use	Community school
	Operational	Sports Club / Community Association	Community school
	Operational	Sports Club / Community Association	Community school
	Operational	Sports Club / Community Association	Community school
	Operational	Pay and Play	Community school
	Operational	Sports Club / Community Association	Community school
	Operational	Sports Club / Community Association	Voluntary Aided School
	Operational	Private Use	Community school
	Operational	Private Use	Community school
	Operational	Sports Club / Community Association	Academies
	Operational	Sports Club / Community Association	Academies
	Operational	Sports Club / Community Association	Academies
	Operational	Sports Club / Community Association	Voluntary Aided School
	Operational	Sports Club / Community Association	Voluntary Aided School
	Operational	Private Use	Voluntary Aided School

APPENDIX 9: FACILITY AUDIT

	Operational	Private Use	Voluntary Aided School
	Operational	Sports Club / Community Association	Academies
	Operational	Sports Club / Community Association	Academies
	Operational	Sports Club / Community Association	Academies
	Operational	Private Use	Community school
	Operational	Private Use	Community school
	Operational	Private Use	Community school
	Operational	Private Use	Voluntary Controlled School
	Operational	Private Use	Voluntary Controlled School
	Operational	Private Use	Voluntary Controlled School
	Operational	Sports Club / Community Association	Voluntary Controlled School
	Operational	Sports Club / Community Association	Community school
	Operational	Private Use	Community school
	Operational	Private Use	Community school

APPENDIX 9: FACILITY AUDIT


Management Type	Year Built	Refurbished	Year Refurbished	Closed Date
School/College/University (in house)	1985	No	n/a	n/a
School/College/University (in house)	1965	Yes	2004	n/a
School/College/University (in house)	2006	No	n/a	n/a
School/College/University (in house)	2000	No	n/a	n/a
School/College/University (in house)	1965	Yes	2013	n/a
School/College/University (in house)	1985	Yes	2012	n/a
School/College/University (in house)	2009	No	n/a	n/a
School/College/University (in house)	2009	No	n/a	n/a
School/College/University (in house)	2011	No	n/a	n/a
School/College/University (in house)	1974	Yes	2016	n/a
School/College/University (in house)	1972	No	n/a	n/a
School/College/University (in house)	1974	No	n/a	n/a
School/College/University (in house)	1974	No	n/a	n/a
School/College/University (in house)	1950	No	n/a	n/a
School/College/University (in house)	1950	No	n/a	n/a
School/College/University (in house)	n/a	No	n/a	n/a
School/College/University (in house)	1970	No	n/a	n/a
School/College/University (in house)	2008	No	n/a	n/a
School/College/University (in house)	1970	No	n/a	n/a
School/College/University (in house)	1920	No	n/a	n/a
School/College/University (in house)	2011	No	n/a	n/a
School/College/University (in house)	1963	Yes	2009	n/a
School/College/University (in house)	1963	Yes	2009	n/a
School/College/University (in house)	1960	No	n/a	n/a
School/College/University (in house)	1960	No	n/a	n/a
School/College/University (in house)	1958	Yes	2005	n/a
School/College/University (in house)	1960	No	n/a	n/a
School/College/University (in house)	2003	No	n/a	n/a
School/College/University (in house)	1965	No	n/a	n/a
School/College/University (in house)	1986	No	n/a	n/a
School/College/University (in house)	1953	No	n/a	n/a
School/College/University (in house)	1953	No	n/a	n/a
School/College/University (in house)	1961	Yes	2013	n/a
School/College/University (in house)	1968	Yes	2002	n/a

APPENDIX 9: FACILITY AUDIT

School/College/University (in house)	1998	No	n/a	n/a
School/College/University (in house)	1998	No	n/a	n/a
School/College/University (in house)	n/a	No	n/a	n/a
School/College/University (in house)	1977	No	n/a	n/a
School/College/University (in house)	1980	Yes	2008	n/a
School/College/University (in house)	1975	Yes	2013	n/a
School/College/University (in house)	1985	No	n/a	n/a
School/College/University (in house)	2013	No	n/a	n/a
School/College/University (in house)	2013	No	n/a	n/a
School/College/University (in house)	1967	No	n/a	n/a
School/College/University (in house)	1980	Yes	2002	n/a
School/College/University (in house)	1986	Yes	2005	n/a
School/College/University (in house)	1930	No	n/a	n/a
School/College/University (in house)	1993	Yes	2006	n/a
School/College/University (in house)	1976	No	n/a	n/a
School/College/University (in house)	1965	No	n/a	n/a
School/College/University (in house)	1965	No	n/a	n/a
School/College/University (in house)	2012	No	n/a	n/a
School/College/University (in house)	2012	No	n/a	n/a
School/College/University (in house)	1988	No	n/a	n/a
School/College/University (in house)	1977	No	n/a	n/a
School/College/University (in house)	1980	No	n/a	n/a
School/College/University (in house)	1980	No	n/a	n/a
School/College/University (in house)	n/a	No	n/a	n/a
School/College/University (in house)	1976	No	n/a	n/a
School/College/University (in house)	1976	No	n/a	n/a
School/College/University (in house)	1958	No	n/a	n/a
School/College/University (in house)	1960	No	n/a	n/a
School/College/University (in house)	1970	No	n/a	n/a
School/College/University (in house)	1960	Yes	2003	n/a
School/College/University (in house)	1975	Yes	2003	n/a
School/College/University (in house)	2002	No	n/a	n/a
School/College/University (in house)	1976	No	n/a	n/a
School/College/University (in house)	1962	No	n/a	n/a
School/College/University (in house)	2010	No	n/a	n/a

APPENDIX 9: FACILITY AUDIT

School/College/University (in house)	1914	No	n/a	n/a
School/College/University (in house)	1975	Yes	1993	n/a
School/College/University (in house)	2002	No	n/a	n/a
School/College/University (in house)	2002	No	n/a	n/a
School/College/University (in house)	2016	No	n/a	n/a
School/College/University (in house)	2016	No	n/a	n/a
School/College/University (in house)	2016	No	n/a	n/a
School/College/University (in house)	1995	Yes	2006	n/a
School/College/University (in house)	1970	No	n/a	n/a
School/College/University (in house)	1970	No	n/a	n/a
School/College/University (in house)	2012	No	n/a	n/a
School/College/University (in house)	1955	No	n/a	n/a
School/College/University (in house)	1990	No	n/a	n/a
School/College/University (in house)	1960	No	n/a	n/a



NORTHUMBERLAND COUNTY COUNCIL INDOOR FACILITY STRATEGY AND PLAYING PITCH STRATEGY

APPENDIX 10: STAKEHOLDER CONSULTATION LIST

STAKEHOLDER	CONSULTEE
NORTHUMBERLAND COUNTY COUNCIL	
GROUP 1 - KEY SENIOR OFFICERS	Daljit Lally, Interim Chief Executive Lorraine Dewison, Chief Executive of Active Northumberland Nigel Walsh, Service Manager
GROUP 2 - KEY ELECTED MEMBERS	Peter Jackson, Leader Wayne Daley, Deputy Leader Cath Homer, Portfolio holder for Leisure
GROUP 3 - ADULT SERVICES AND EDUCATION	Andy Johnson, Interim Director of Education and Skills Elizabeth Morgan, Director of Public Health Sue Aviston, Head of School Organisation and Resources
GROUP 4 – PLANNING	Mark Ketley, Head of Planning Services
GROUP 5 - CLINICAL COMMISSIONING GROUP (CCG)	Vanessa Bainbridge - Interim Accountable Officer for CCG

COUNTY SPORTS PARTNERSHIP	
Northumberland Sport	Lee Sprudd, Executive Lead Officer
OTHERS	
National Governing Bodies of Sport	Malcolm Moore - Northumberland NGB Lead
Schools - Northumberland Physical Literacy Strategic Group (<i>facilitated by Northumberland Sport</i>)	Lee Sprudd, Executive Lead Officer
Community sport focus groups/forums/ local sports councils	Lee Sprudd, Executive Lead Officer - Northumberland Sport
Parish Councils	Stephen Rickitt, Northumberland Association of Local Councils

MARKET SEGMENTATION

Sport England has developed nineteen sporting segments to provide a better understanding of people's attitudes to sport, their motivations and barriers. The key data sources were the Department of Culture, Media and Sport (DCMS), 'Taking Part' survey and Active People. Further data was added from Experian Mosaic databases. Population data is used for people aged 18 and over.

The segmentation model consists of 19 segments – each has a distinct sporting behaviour and attitude. A summary of each market segment is provided below.

Sport England Market Segmentations (19 Segments)

NAME	TITLE	DESCRIPTION	TOP THREE PARTICIPATING SPORTS NATIONALLY
BEN	Competitive Male Urbanites	Male (aged 18-25), recent graduates, with a 'work-hard, play-hard' attitude. Most sporty of 19 segments.	Football, Cricket Keep fit/gym, Cycling
JAMIE	Sports Team Drinkers	Young blokes (aged 18-25) enjoying football, pints and pool.	Football, Cricket Keep fit/gym, Athletics
CHLOE	Fitness Class Friends	Young (aged 18-25) image-conscious females keeping fit and trim.	Keep fit/gym, Swimming, Athletics
LEANNE	Supportive Singles	Young (aged 18-25) busy mums and their supportive college mates. Least active segment of her age group.	Keep fit/gym, Swimming, Athletics
HELENA	Career Focused Females	Single professional women, enjoying life in the fast lane (aged 26-45).	Keep fit/gym, Swimming, Cycling
TIM	Settling Down Males	Sporty male professionals (aged 26-45), buying a house and settling down with partner.	Cycling, keep fit/ gym, swimming, football, athletics and golf. Club member and competitive sport. Cycling, keep fit/ gym, swimming, football, golf.
ALISON	Stay at Home Mums	Mums with a comfortable, but busy, lifestyle (aged 36-45).	Keep fit/gym, Swimming, Cycling

NAME	TITLE	DESCRIPTION	TOP THREE PARTICIPATING SPORTS NATIONALLY
JACKIE	Middle England Mums	Mums (aged 36-45) juggling work, family and finance.	Keep fit/gym, Swimming, Cycling
KEV	Pub League Team Mates	Blokes (aged 36-45) who enjoy pub league games and watching live sport.	Keep fit/gym, Football , Cycling
PAULA	Stretched Single Mums	Single mum (aged 26-45) with financial pressures, childcare issues and little time for pleasure.	Keep fit/gym, Swimming, Cycling
PHILIP	Comfortable Mid Life Males	Mid-life professional (aged 46-55), sporty males with older children and more time for themselves.	Cycling, keep fit/ gym, swimming, football, golf.
ELAINE	Empty Nest Career Ladies	Mid-life professionals who have more time for themselves since their children left home (aged 46-55).	Keep fit/gym, swimming, cycling, athletics or running, tennis and badminton.
ROGER & JOY	Early Retirement Couples	Free-time couples nearing the end of their careers (aged 56-65).	Keep fit/gym, swimming, cycling, golf and angling
BRENDA	Older Working Women	Middle aged ladies (aged 46-65), working to make ends meet.	Keep fit/gym, Swimming, Cycling
TERRY	Local 'Old Boys'	Generally inactive older men (aged 56-65), low income and little provision for retirement.	Keep fit/gym, Swimming, Cycling
NORMA	Later Life Ladies	Older ladies (aged 56-65), recently retired, with a basic income to enjoy their lifestyles.	Keep fit/gym, Swimming, Cycling
RALPH & PHYLLIS	Comfortable Retired Couples	Retired couples (aged 66+), enjoying active and comfortable lifestyles.	Keep fit/gym, Swimming, Golf
FRANK	Twilight Year Gents	Retired men (aged 66+) with some pension provision and limited sporting opportunities.	Golf, Keep fit/gym, Bowls
ELSIE & ARNOLD	Retirement Home Singles	Retired singles or widowers (aged 66+), predominantly female, living in sheltered accommodation.	Keep fit/gym, Swimming, Bowls

APPENDIX 12: DEMAND FOR HEALTH AND FITNESS 2017

Demand Assessment Table - Health and Fitness Facilities Northumberland County Council
2017 Source: ONS 2016 sub national population projections

Calculation used to calculate demand

1 Total population 15+	2017
2 Number of potential members/users of health and fitness clubs	253,930
3 2 above shown as % of total adult population 1. above	
4 Average user attends 1.5 times per week or six times per month number of visits per week	
5 Number of visits per week in peak times = 65% of total number of visits	
6 Number of visits in one hour of peak time = total visits during peak time /34	

2017
14.9%
37,836

2017
56,753
36,889.68
1085

2017 demand for Health and Fitness Facilities	1085	Current Supply	867	Current Surplus / Deficit in supply	-218	Surplus
---	------	----------------	-----	-------------------------------------	------	---------

The model is based on the premise that for the supply to be sufficient, it must be large enough to cater for the maximum demand at any one time. Maximum demand is described as the demand during a peak hour session

Penetration of fitness users is defined using the FIA 2012 Parameters

The average health and fitness session is one hour
65% of use is during peak times

APPENDIX 13: DEMAND FOR HEALTH AND FITNESS 2031

Demand Assessment Table - Health and Fitness Facilities Northumberland County Council
2031 Source: ONS 2012 sub national population projections

Calculation used to calculate demand

1 Total population 15+	2031	
2 Number of potential members/users of health and fitness clubs	254,457	2031
3 2 above shown as % of total adult population 1. above		12.1%
4 Average user attends 1.5 times per week or six times per month number of visits per week		30,789
5 Number of visits per week in peak times = 65% of total number of visits		
6 Number of visits in one hour of peak time = total visits during peak time /34		

2031
46,184
30,019.56
883


2031 demand for Health and Fitness Facilities	883	Current Supply	867
---	-----	----------------	-----

Current Surplus / Deficit in supply	-16	Surplus
-------------------------------------	-----	---------

The model is based on the premise that for the supply to be sufficient, it must be large enough to cater for the maximum demand at any one time. Maximum demand is described as the demand during a peak hour session


Penetration of fitness users is defined using the FIA 2012 Parameters

The average health and fitness session is one hour
65% of use is during peak times




APPENDIX 14: SUMMARY OF LOCAL CONTEXT

STRATEGY	SUMMARY OF KEY ISSUES/PRIORITIES
NORTHUMBERLAND COUNTY COUNCIL CORPORATE PLAN 2018-2021	<p>In February 2018, the council approved its Corporate Plan for 2018 to 2021</p> <p>‘A council that works for everyone’.</p> <p>Corporate Plan 2018-21</p> <p>This is the council’s main strategic planning document and is a clear statement of the vision, strategic aims and policy priorities of the authority.</p> <p>Our Vision focuses on making Northumberland a county which you regard as a great place to live, and in which you can access the things you enjoy, whilst having the opportunity to learn and thrive.</p> <p>The key themes of this emerging strategy include:</p> <ul style="list-style-type: none">• Ensuring our services are customer focused• Supporting communities and staff to embrace change and innovation• Involving communities and staff in decisions which affect them• Supporting communities to feel safe• Creating a healthy and positive working environment <p>[Living] “We want you to feel safe, healthy, and cared for” [Enjoying] “We want you to love where you live” [Connecting] “We want you to have access to the things you need” [Learning] “We want you to achieve and realise your potential” [Thriving] “We want to attract more and better jobs” [Success Measures] “We want to make a difference”</p>
HEALTH AND WELLBEING	The strategy focusses on five key areas;



NORTHUMBERLAND COUNTY COUNCIL INDOOR FACILITY STRATEGY AND PLAYING PITCH STRATEGY

STRATEGY	SUMMARY OF KEY ISSUES/PRIORITIES
STRATEGY BASED ON JOINT STRATEGIC NEEDS ASSESSMENT (JSNA) BASELINE DATA 2009, UPDATED 2015	<ul style="list-style-type: none">• focus on those children and families, who without some extra help and support early on, would be at risk of having poorer health, not doing as well at school, and not achieving their full potential in their lives• focus on tackling some of the main causes of health problems in the County including obesity and diet, mental health and alcohol misuse• supporting people with long term conditions to be more independent and have full choice and control over their lives• making sure that all partners in Northumberland work well together and are clear about what they themselves need to do to help improve the health and wellbeing of local people• making sure that all public services support disabled people and those with long term health conditions to stay active for as long as possible <p>The strategy identifies promoting healthy lifestyles as a way to address priorities and focus on tackling some of the main causes of health problems in the county. Promoting healthy lifestyles focus will be on:</p> <ul style="list-style-type: none">• reducing alcohol related harm• tackling levels of obesity through diet and exercise• promoting mental wellbeing <p>Health and care professionals will use every contact with an individual to maintain or improve their mental and physical health and wellbeing where possible, whatever the purpose of the contact. This will also involve moving beyond single-issue campaigns to integrated promotion of healthy lifestyles.</p>
CHILDREN AND YOUNG PEOPLES PLAN 2015-2018	To add in
NORTHUMBERLAND	The Core Strategy Full Draft Plan makes provision for at least 23,520 new homes in Northumberland over the period 2011 to




NORTHUMBERLAND COUNTY COUNCIL INDOOR FACILITY STRATEGY AND PLAYING PITCH STRATEGY

STRATEGY	SUMMARY OF KEY ISSUES/PRIORITIES																		
STRATEGIC HOUSING MARKET ASSESSMENT (SHNA) 2015	2031. It sets out a plan for an appropriate mix of property types, sizes and tenures to address both market and affordable housing need. Providing existing and future communities with access to a decent, affordable home is one of the Plan’s strategic objectives which include:																		
	<ul style="list-style-type: none">• The focus of new housing development will have been in the main towns and service centres across Northumberland. Areas of new homes will have been planned and designed to respect local character;																		
	<ul style="list-style-type: none">• In smaller settlements a level of housing development that is proportionate to the size of the settlement, and appropriate to its character, will have been delivered, meeting local needs wherever possible;																		
	The HMA by area identifies:																		
	<table><tr><th>HMA</th><th>DWELLINGS (2011-2031)</th><th>AVERAGE DWELLINGS PER YEAR</th></tr><tr><td rowspan="5">East</td><td>South</td><td>12,840</td><td>642</td></tr><tr><td>Central</td><td>5,940</td><td>297</td></tr><tr><td>North</td><td>4,190</td><td>210</td></tr><tr><td>West</td><td>1,350</td><td>68</td></tr><tr><td>Total</td><td>24,320</td><td>1,216</td></tr></table>	HMA	DWELLINGS (2011-2031)	AVERAGE DWELLINGS PER YEAR	East	South	12,840	642	Central	5,940	297	North	4,190	210	West	1,350	68	Total	24,320
HMA	DWELLINGS (2011-2031)	AVERAGE DWELLINGS PER YEAR																	
East	South	12,840	642																
	Central	5,940	297																
	North	4,190	210																
	West	1,350	68																
	Total	24,320	1,216																


5 YEAR SUPPLY OF

The 5 year supply of deliverable housing indicates that the supply will exceed the housing requirements, with over all supply




NORTHUMBERLAND COUNTY COUNCIL INDOOR FACILITY STRATEGY AND PLAYING PITCH STRATEGY

STRATEGY	SUMMARY OF KEY ISSUES/PRIORITIES				
DELIVERABLE HOUSING SITES 2016-2021	126%. Data as at March 2016.				
	HMA	HOUSING REQUIREMENT (2016- 21)	IDENTIFIABLE 5 YEAR DELIVERABLE SUPPLY	KEY SITES CONTRIBUTING TO DELIVERABLE SUPPLY <u>WITH</u> <u>PLANNING PERMISSION</u>	KEY SITES CONTRIBUTING TO DELIVERABLE SUPPLY <u>WITHOUT PLANNING</u> <u>PERMISSION</u>
	South East	3,468	4,467	Blyth 1,066 Ashington 536 Cramlington 356 Bedlington 116	Cramlington 1,046 Bedlington 159
	Central	1,663	3,283	Morpeth 1,031 Ponteland 200 Hexham 193	Ponteland 346 Prudhoe 290 Hexham 185
	North	1,087	1,874	Berwick 505 Alnwick 334 Rothbury 60	Rothbury 57
	West	387	322	Haltwhistle 95	
	TOTAL	6,599	9,946	4,492	2,083
LOCAL TRANSPORT PLAN (LTP) 2011- 2026	The LTP identifies a number of challenges which Northumberland faces. These include;				
	<ul style="list-style-type: none"> • The population of Northumberland is increasing, particularly in rural areas such as Alnwick and the Tyne Valley. This will put increased pressure on the transport network between these areas and urban centres. • The population density in Northumberland is low. This means that key services and facilities may not be commercially viable in some locations which leads to an increased need to travel. • Private motor car usage in Northumberland is higher than the national average, contributing to congestion and air quality issues and carbon emissions. There is therefore a need to achieve modal shift to more sustainable travel. 				




STRATEGY	SUMMARY OF KEY ISSUES/PRIORITIES
	<ul style="list-style-type: none">• Public transport usage in Northumberland is lower than the national average.• 32% of commuter trips in Northumberland are under 5km in distance yet only 14% are undertaken by using non-motorised forms of transport. Increased use of non-motorised transport could contribute to both transport, health and climate change <p>The LTP goals are:</p> <ul style="list-style-type: none">• Support Northumberland's economic competitiveness and sustainable growth by delivering reliable, resilient and efficient transport networks• Minimise the environmental impact of transport by reducing carbon emissions and addressing the challenge of climate change• Promote greater equality of opportunity by improving peoples' access to services and facilities• Improve transport safety and security and promote and enable healthier travel• Ensure that transport helps to improve quality of life for residents, employers and visitors, and protects and enhances the local environment <p>The LTP highlights the value of active travel i.e walking and cycling routes:</p> <p>Walking and cycling can offer a real alternative to both the car and public transport for both residents and tourists in Northumberland and encouragement of this mode will be pursued. In terms of tourism, the Rights of Way network is a vital part of the visitor offer, outdoor activities being one of the main attractions, and is an essential element identified in the Area Tourism Masterplan.</p> <p>A partnership led by the Glendale Gateway Trust to establish cycle hubs in the market towns of Wooler and Haltwhistle has already commenced and the Council will work with the Trust to assess the opportunity for developing similar schemes in known tourism destinations across</p>




NORTHUMBERLAND COUNTY COUNCIL INDOOR FACILITY STRATEGY AND PLAYING PITCH STRATEGY

STRATEGY	SUMMARY OF KEY ISSUES/PRIORITIES
	<p>the County.</p> <p>Walking and cycling are viable alternatives to the private motorcar for short journeys less than 5km in length. Increased levels of walking and cycling will be encouraged by making improvements to existing local footways, cycle tracks and public rights of way and identifying locations where cycle paths are desired in order to achieve a more connected network.</p>
WALKING AND CYCLING STRATEGY DRAFT 2016	<p>This draft strategy supports the LTP.</p> <p>Active Travel has the potential to support the transport, health and economic aims of the County Council. The purpose of this strategy is to provide a reference point clearly stating the Council's policies, aims and objectives for walking and cycling.</p> <p>Vision</p> <p>Northumberland will deliver a high quality, safe walking and cycling experience to be enjoyed by increasing numbers of residents, businesses and visitors, which will contribute to the improvement of health, wellbeing and the local economy of the county. There will be a particular focus on increasing walking and cycling participation by children and young people.</p> <p>Aim</p> <p>The aim is to develop a well maintained network using 'GOOD' design combined with the right encouragement and promotion to provide the right environment for walking and cycling to flourish.</p> <p>Objectives</p> <ul style="list-style-type: none"> a) Increase the number of walking and cycling trips in the county. b) Increase the proportion of residents walking and cycling to work and school. c) Reduce the number of pedestrian and cyclist casualties d) Ensure that the footway network is accessible to disabled and other mobility-impaired pedestrians e) Raise the profile of walking and cycling, highlighting their significance regarding transport, health and tourism
A STRATEGIC PLAN FOR	The plan is focussed on increasing the physical activity levels of adults aged 16 and over. However, research shows that



NORTHUMBERLAND COUNTY COUNCIL INDOOR FACILITY STRATEGY AND PLAYING PITCH STRATEGY

STRATEGY	SUMMARY OF KEY ISSUES/PRIORITIES
PHYSICAL ACTIVITY 2010-2015	taking a whole family approach contributes to obesity prevention, therefore we will promote activities that might be appealing to families.
NORTHUMBERLAND SPORT – COUNTY SPORTS PARTNERSHIP (CSP)	<p>The plan identified 5 priority physical activity areas; walking, swimming, running, cycling and dance.</p> <p>The five year action plan then identifies in more detail the targets and lead agencies that will work together to develop a range of new and interesting ideas:</p> <ul style="list-style-type: none">• deliver volunteer training to sustain programmes beyond the end of funding;• create more walking programmes and develop Nordic walking;• create new beginners running groups;• improve opportunities for cycling and encourage family cycle rides;• to expand swimming by offering greater choice through a variety of aqua programmes;• to support dance to identify development opportunities and improve promotion;• deliver new fun charity events to inspire people to progress and commit to their chosen activities;• and to better coordinate and promote opportunities, to help people fit more activity into their lives.
NORTHUMBERLAND SPORT – STRATEGIC PLAN 2014-17	<p>Mission Statement</p> <p>To lead the strategic development of sport and physical activity in Northumberland to enable people to become more active.</p> <p>The CSP have four priorities:</p> <p>Priority One</p>



NORTHUMBERLAND COUNTY COUNCIL INDOOR FACILITY STRATEGY AND PLAYING PITCH STRATEGY

STRATEGY	SUMMARY OF KEY ISSUES/PRIORITIES
	<p>Extending our reach, influence and impact for the benefit of sport</p> <p>Priority Two Meeting and exceeding our contractual obligations to Sport England and other funding stakeholders</p> <p>Priority Three Helping deliver shared strategic outcomes for sport and physical activity</p> <p>Priority Four Managing business effectively and efficiently whilst driving continuous improvement and raising standards</p>



Planning Policy Northumberland
County Council County Hall,
Morpeth Northumberland NE61
2EF

T: 0345 600 6400
E: planningstrategy@northumberland.gov.uk
W: www.northumberland.gov.uk