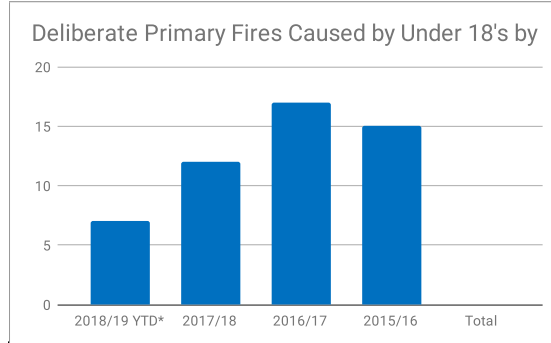


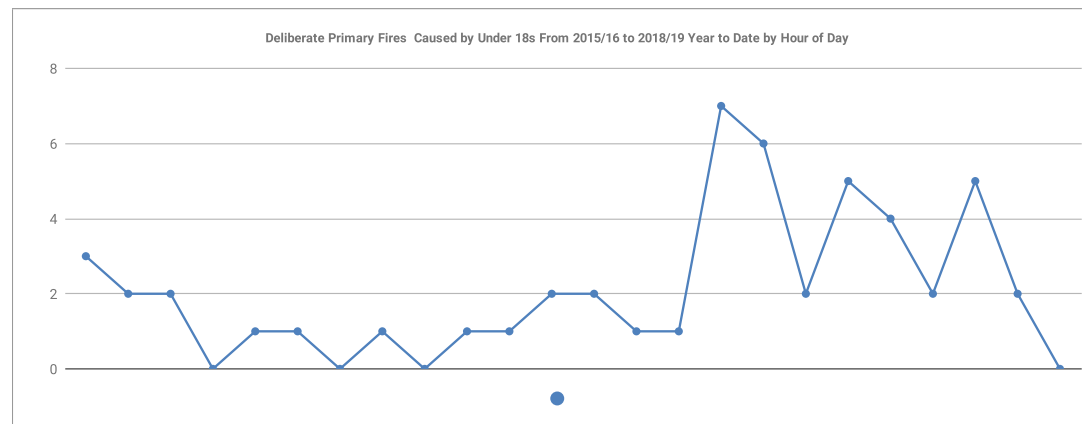
**Deliberate Primary Fires Caused by Under 18's by Financial Year**



	Child (0 - 9)	Youth (10 - 17)	Total
2018/19 YTD*	1	6	7
2017/18	0	12	12
2016/17	0	17	17
2015/16	1	14	15
<b>Total</b>	<b>2</b>	<b>49</b>	<b>51</b>

\* Year to date as currently recorded, quality assured and published in the Incident Recording System as at 11/01/2019

**Deliberate Primary Fires Caused by Under 18's by Hour of Day - All Under 18's**



Hour of day:	0	1	2	3	4	5	6	7	8	9	10	11	12	13	14	15	16	17	18	19	20	21	22	23	Total
2018/19 YTD*			1										1		1	1	2			1					7
2017/18	1	1				1		1			1					2			1	1		2	1		12
2016/17		1		1						1		1	1	1		2	2		2	1	2	1	1		17
2015/16	2		1									1				2	2	2	2	1		2			15
<b>Total</b>	<b>3</b>	<b>2</b>	<b>2</b>	<b>0</b>	<b>1</b>	<b>1</b>	<b>0</b>	<b>1</b>	<b>0</b>	<b>1</b>	<b>1</b>	<b>2</b>	<b>2</b>	<b>1</b>	<b>1</b>	<b>7</b>	<b>6</b>	<b>2</b>	<b>5</b>	<b>4</b>	<b>2</b>	<b>5</b>	<b>2</b>	<b>0</b>	<b>51</b>

\* Year to date as currently recorded, quality assured and published in the Incident Recording System as at 11/01/2019

**Deliberate Primary Fires Caused by Under 18's by Hour of Day - Child (0-9)**

Hour of day:	0	1	2	3	4	5	6	7	8	9	10	11	12	13	14	15	16	17	18	19	20	21	22	23	Total
2018/19 YTD*																				1					1
2017/18																									0
2016/17																									0
2015/16																1									1
<b>Total</b>	<b>0</b>	<b>0</b>	<b>0</b>	<b>0</b>	<b>0</b>	<b>0</b>	<b>0</b>	<b>0</b>	<b>0</b>	<b>0</b>	<b>0</b>	<b>0</b>	<b>0</b>	<b>0</b>	<b>0</b>	<b>0</b>	<b>1</b>	<b>0</b>	<b>0</b>	<b>1</b>	<b>0</b>	<b>0</b>	<b>0</b>	<b>0</b>	<b>2</b>

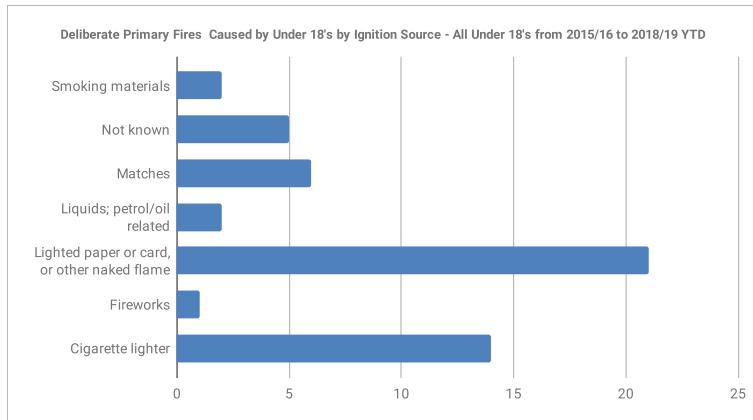
\* Year to date as currently recorded, quality assured and published in the Incident Recording System as at 11/01/2019

**Deliberate Primary Fires Caused by Under 18's by Hour of Day - Youth (10-17)**

Hour of day:	0	1	2	3	4	5	6	7	8	9	10	11	12	13	14	15	16	17	18	19	20	21	22	23	Total
2018/19 YTD*			1										1		1	1	2								6
2017/18	1	1			1		1				1					2			1	1		2	1		12
2016/17		1		1						1		1	1	1		2	2		2	1	2	1	1		17
2015/16	2		1									1				2	1	2	2	1		2			14
<b>Total</b>	<b>3</b>	<b>2</b>	<b>2</b>	<b>0</b>	<b>1</b>	<b>1</b>	<b>0</b>	<b>1</b>	<b>0</b>	<b>1</b>	<b>1</b>	<b>2</b>	<b>2</b>	<b>1</b>	<b>1</b>	<b>7</b>	<b>5</b>	<b>2</b>	<b>5</b>	<b>3</b>	<b>2</b>	<b>5</b>	<b>2</b>	<b>0</b>	<b>49</b>

\* Year to date as currently recorded, quality assured and published in the Incident Recording System as at 11/01/2019

### Deliberate Primary Fires Caused by Under 18's by Ignition Source - All Under 18's



	2015/16	2016/17	2017/18	2018/19 YTD*	Total
Cigarette lighter	6	4	2	2	14
Fireworks	1				1
Lighted paper or card, or other naked flame	7	6	5	3	21
Liquids; petrol/oil related		2			2
Matches	1	4	1		6
Not known		1	3	1	5
Smoking materials			1	1	2
<b>Total</b>	<b>15</b>	<b>17</b>	<b>12</b>	<b>7</b>	<b>51</b>

\* Year to date as currently recorded, quality assured and published in the Incident Recording System as at 11/01/2019

### Deliberate Primary Fires Caused by Under 18's by Ignition Source - Child (0-9)

	2015/16	2016/17	2017/18	2018/19 YTD*	Total
Cigarette lighter				1	1
Lighted paper or card, or other naked flame	1				1
<b>Total</b>	<b>1</b>	<b>0</b>	<b>0</b>	<b>1</b>	<b>2</b>

\* Year to date as currently recorded, quality assured and published in the Incident Recording System as at 11/01/2019

### Deliberate Primary Fires Caused by Under 18's by Ignition Source - Youth (10-17)

	2015/16	2016/17	2017/18	2018/19 YTD*	Total
Cigarette lighter	6	4	2	1	13
Fireworks	1				1
Lighted paper or card, or other naked flame	6	6	5	3	20
Liquids; petrol/oil related		2			2
Matches	1	4	1		6
Not known		1	3	1	5
Smoking materials			1	1	2
<b>Total</b>	<b>14</b>	<b>17</b>	<b>12</b>	<b>6</b>	<b>49</b>

\* Year to date as currently recorded, quality assured and published in the Incident Recording System as at 11/01/2019