



Northumberland County Council

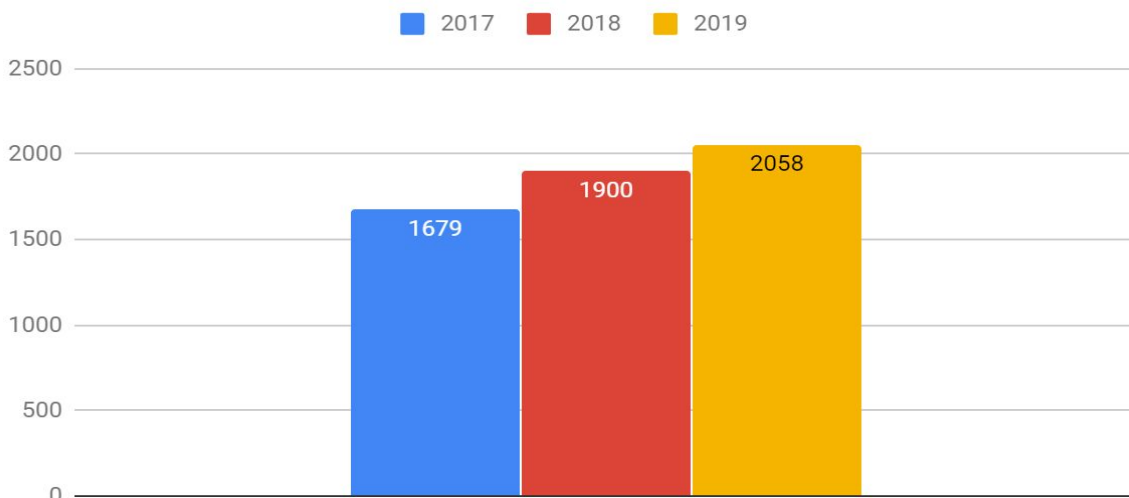
Special Educational Needs in Northumberland 2019 - (CYP 0 - 25)

This report provides data on the number of children and young people with Education, Health and Care (EHC) plans in Northumberland. The report also provides data on the administration of EHC plans.

All information in the report is extracted from the SEN2 Census submitted to the DfE in January 2019.

The total number of EHC plans has continued to increase.....

All pupils for whom the authority maintains a statement of special educational needs or an EHC Plan



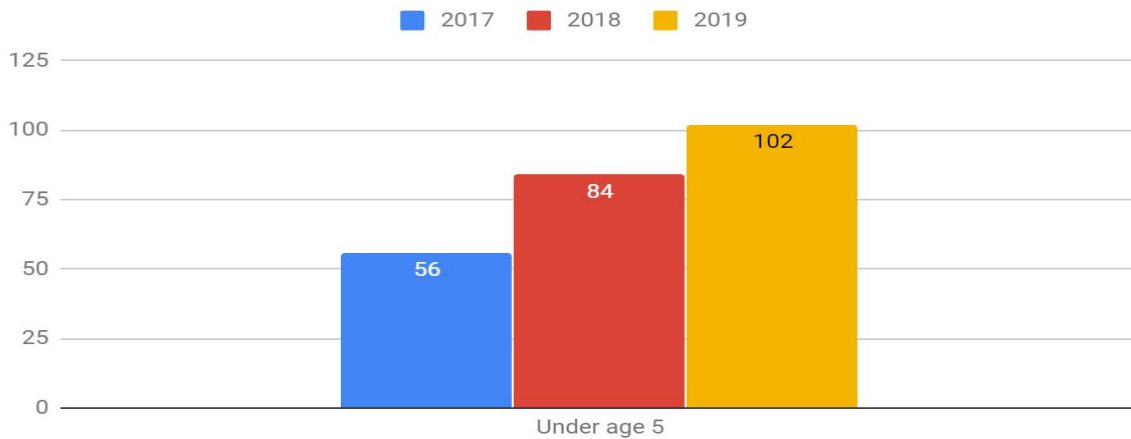
There were 2058 children and young people with Education, Health and Care plans maintained by Northumberland as at January 2019 (SEN2), this is an increase of 8.3% since 2018, nationally the increase is 11%, there were 83 plans discontinued and 21 transferred to another Local Authority.

This number of active EHC plans has increased considerably since the SEN 2 was completed. The number of EHC plans currently maintained by Northumberland is 2159 an increase of 5% in 6 months.

This rise is driven by increases across most of the age groups with the largest increases in the 0 - 5 age group (21.4%), nationally this is 13%.

Number of pupils for whom the authority maintains a statement of special educational needs or an EHC Plan

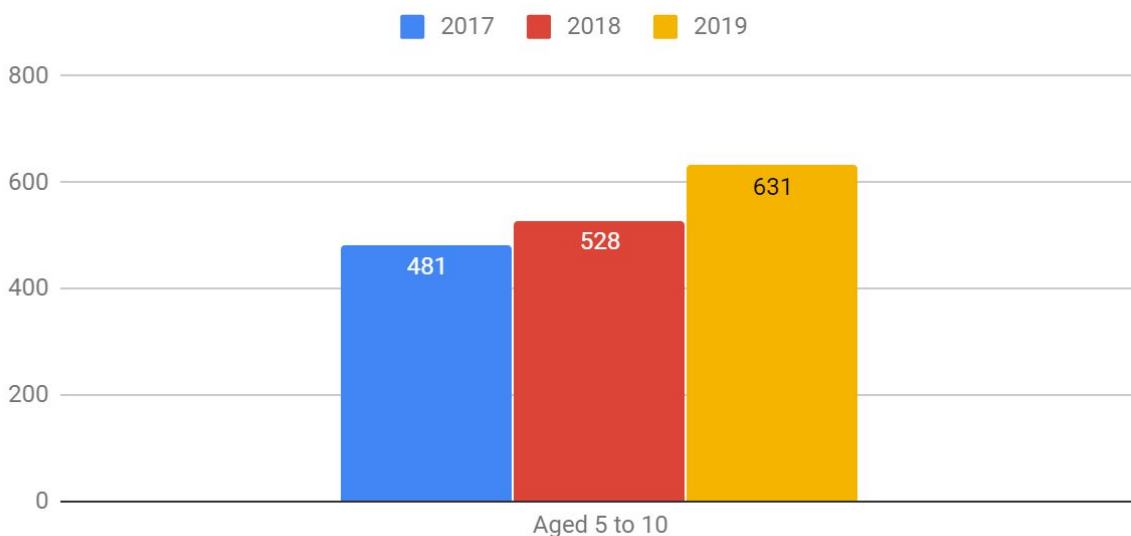
Under age 5



the 5 - 10 age group (32% increase)

Number of pupils for whom the authority maintains a statement of special educational needs or an EHC Plan

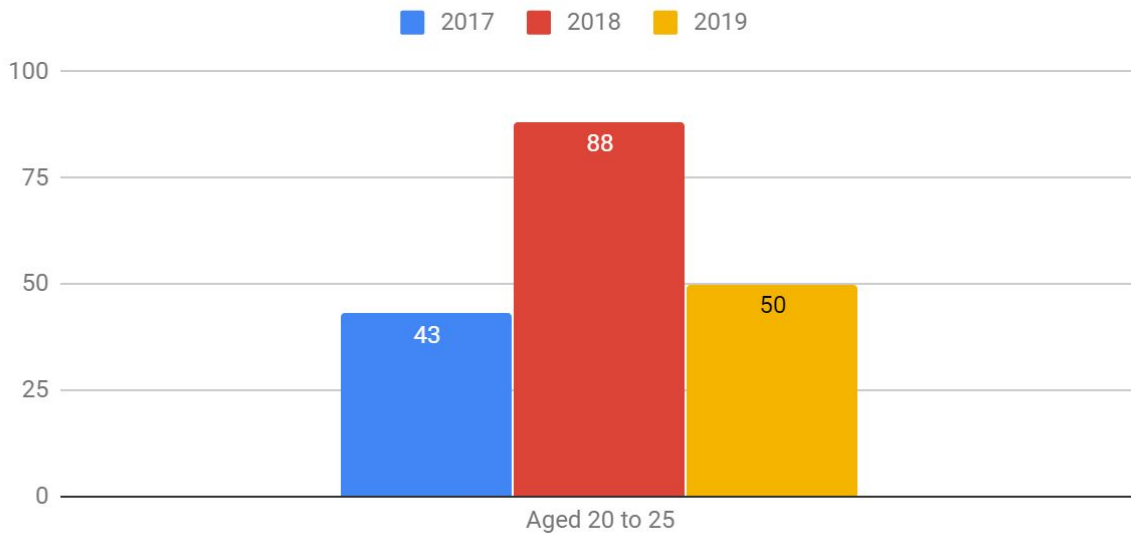
Aged 5 to 10



however it is with the 20 - 25 age bracket where the national percentage has risen considerably (32%), in Northumberland this number decreased.

All pupils for whom the authority maintains a statement of special educational needs or an EHC Plan

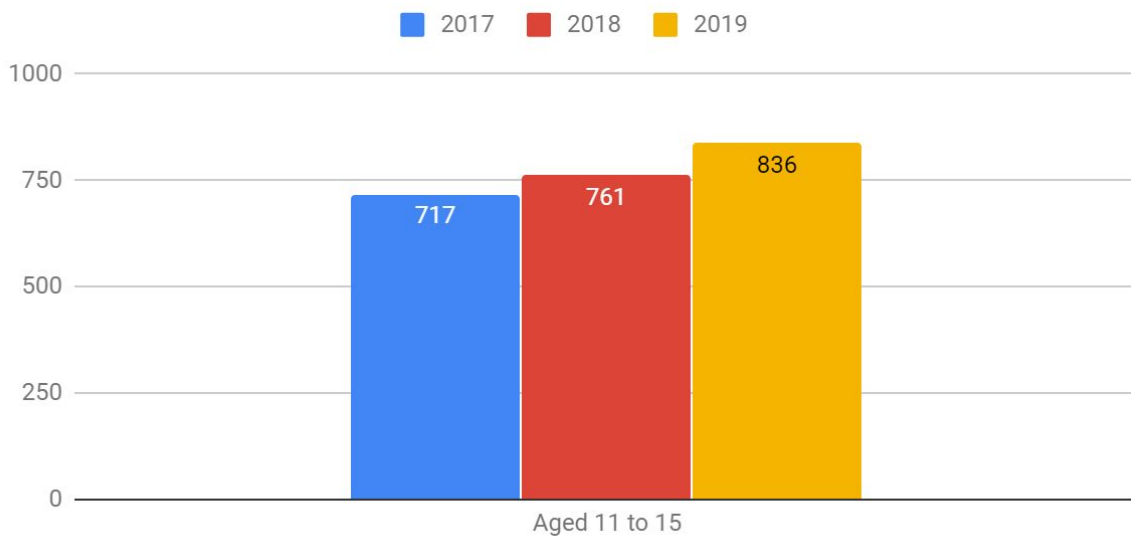
Aged 20 to 25



Children in the 11 - 15 age bracket account for the largest number of children and young people with an EHC plan as at January 2019 - a 10% increase on the previous year.

All pupils for whom the authority maintains a statement of special educational needs or an EHC Plan

Aged 11 to 15



Since Statements of special educational needs were transferred/replaced by EHC plans in 2015, the number of children and young people supported with a plan has increased by 41% from 1458 to 2058.

New Plans.....

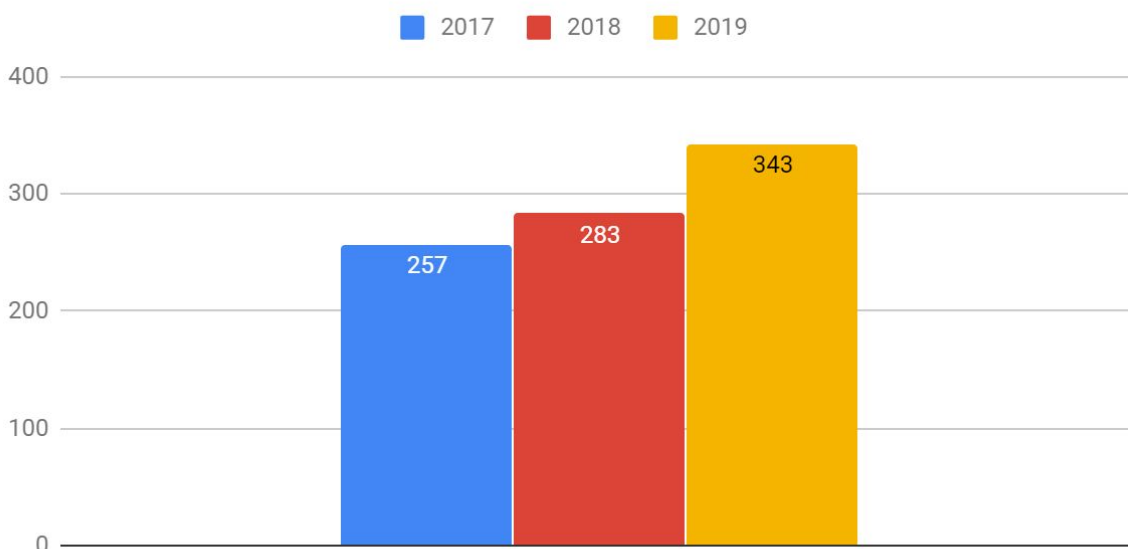
During 2018 (calendar year) there were 496 requests for assessments for an EHC plan, 80 more than the previous year. The changes to how SEN Support (K) pupils are funded using top-up have impacted on the increases in requests for new plans.

In January 2018 there were 425 non EHC plan pupils being funded via top-up as at January 2019 this number had fallen to 204 (52% decrease). Of the combined number of SEN Support (K) pupils identified in both the January 2018 and January 2019 census (629), 201 pupils are now supported with an EHC plan or are currently under Consideration of a Statutory Assessment (COSA), which is a 32% conversion.

Of those 343 new plans were issued, an increase of 21%, 63 new requests are still being assessed, 36 (7.3%) were refused an EHCP plan and it was decided not to issue a plan for 5 (1.4%).

The remaining requests are outside the 6 week panel date or have had requests for further information issued.

Pupils for whom statements of an EHC Plan were made for the first time during the calendar year



The number of new EHC plans has increased each year since their introduction in 2014

Comment.....

This report evidences the impact of strategic decisions made re the EHCP process.

The decision was made to cease issuing top up funding because

- the process lacked robust oversight re allocation and review
- Schools viewed it as a step towards getting an EHCP
- Pupils were in receipt of top up funding who should have received an EHC needs assessment

Interim agreement was made with schools to honour existing funding arrangements so that no pupil would be left without support, but at the annual review to either cease funding or the

school to apply for an EHCP. STAR (Short Term Additional Resourcing) was introduced in the place of STAR which was time allocated with a built in finish date pre-agreed. While 32% have converted to an EHCP, this highlights that some settings were in receipt of funding that was no longer required. It is currently unclear how many of these cases will ultimately go ahead and convert to EHCPs in the long term.

Timescales.....

During 2018, 317 (92.4%) of the 343 new EHC plans issued (including exception cases) were within 20 weeks, this is above the National Average of 58% and the North East average (76.4%), of those excluding exceptions, 98.4 were issued within 20 weeks, 38.3% above the National Average and 16.7% above the North East average.

Establishment Type.....

The percentage of pupils with an EHC plan receiving provision in a Special School in Northumberland has increased by a further 3% in 2019 (from 40% in 2018) . At January 2019, the number attending a Special School was 881 (43%), this is 10% higher than the National Average.

Of the 343 new EHC plans issued, 67 (20%) were provided with a Special School place, 2% higher than the National Average and 2% below the North East average.

The percentage of pupils educated in Northumberland mainstream schools & academies is 29%, 4% lower than the National Average and 1% higher than the North East average.

Children who are elsewhere.....

Number of children and young people with an EHC plan	
Awaiting provision as named on their EHC plan	34
Other arrangements made by the local authority	32
Other arrangements made by the parents	20
Permanently excluded and not yet placed elsewhere	0
Not in employment, education or training (NEET)	24
Other	6
Total	116