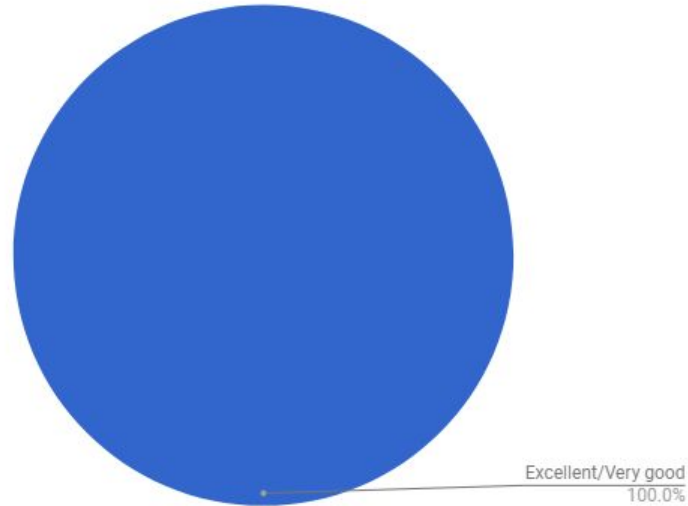


Sensory Support Service

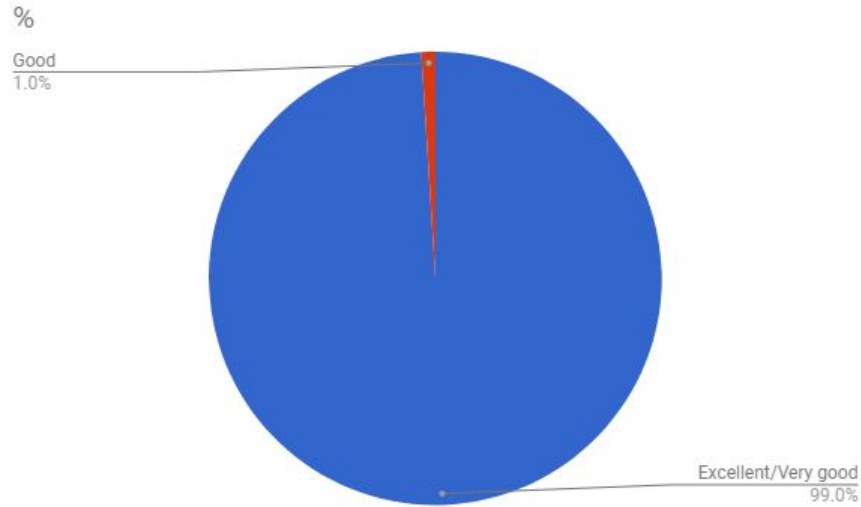
Audit 2018

SENSORY SUPPORT SERVICE AUDIT 2018 - Hearing Impaired
Pre School Parent Audit
23 Audits sent / 15 received (65% returned)



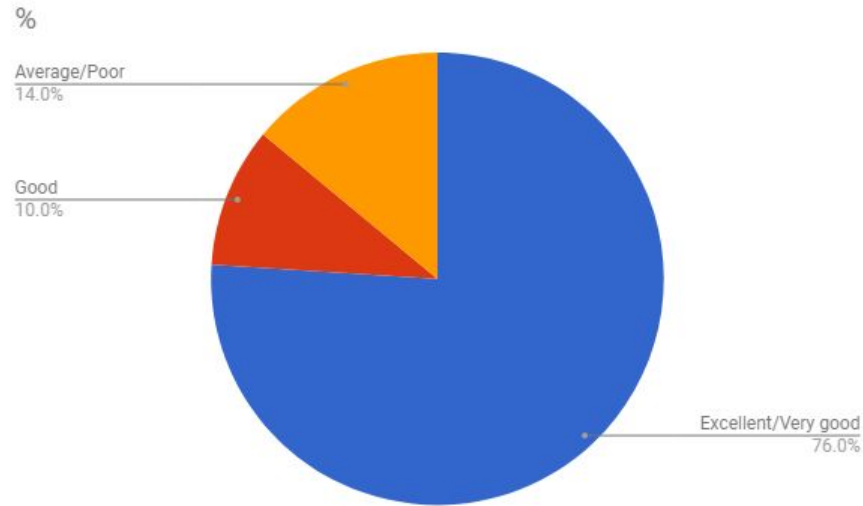
SENSORY SUPPORT SERVICE AUDIT 2018 - Hearing Impaired School Age Parent Audit

38 audits sent / 21 audits returned (55% returned)



SENSORY SUPPORT SERVICE AUDIT 2018 - Hearing Impaired Pupil Audit

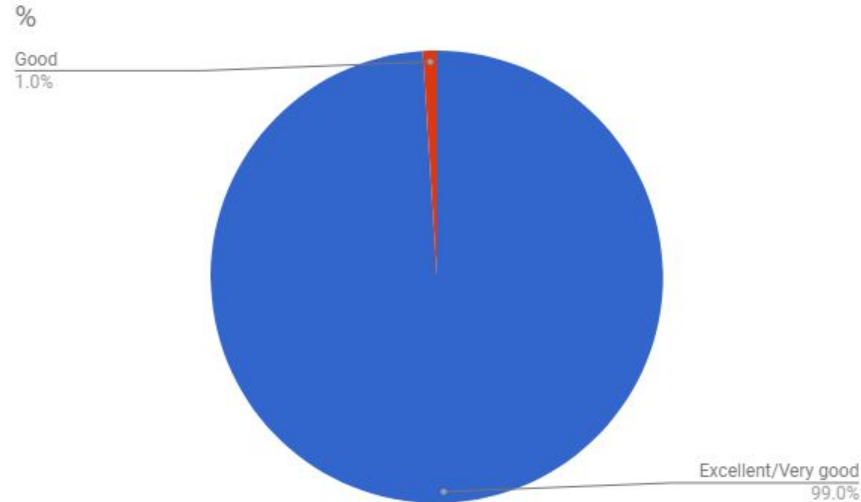
23 Audits sent / 12 received (52% returned)



SENSORY SUPPORT SERVICE AUDIT 2018 - Hearing Impaired

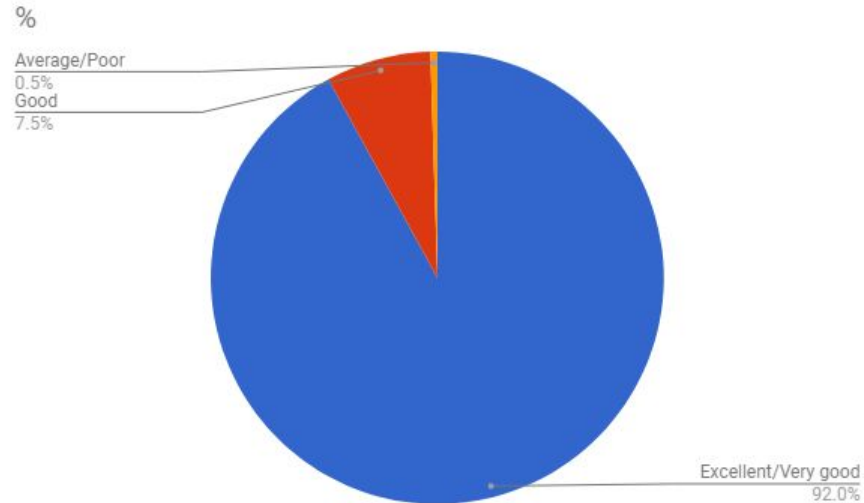
LSA Audit

39 Audits sent / 30 received (77% returned)



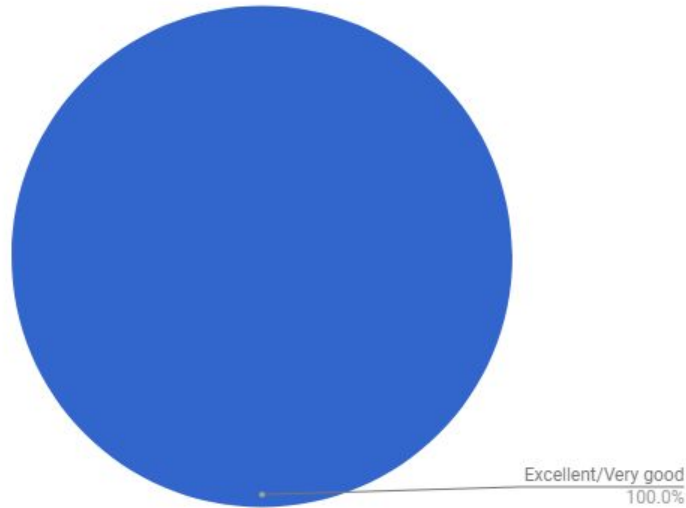
SENSORY SUPPORT SERVICE AUDIT 2018 - Hearing Impaired School Audit

29 Audits sent / 24 received (83% returned)



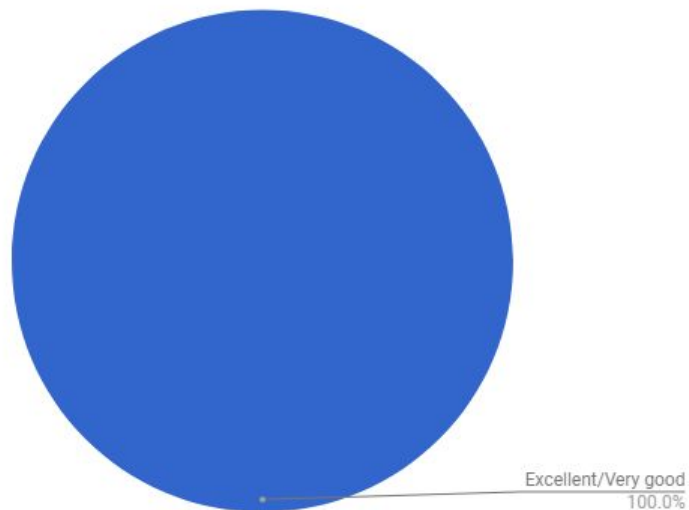
SENSORY SUPPORT SERVICE AUDIT 2018 - Visually Impaired
Pre School Parent Audit
2 Audits sent / 0 received (0% returned)

**SENSORY SUPPORT SERVICE AUDIT 2018 - Visually Impaired
School Age Parent
22 Audits sent / 2 received (9% returned)**



SENSORY SUPPORT SERVICE AUDIT 2018 - Visually Impaired Pupil Audit

5 Audits sent / 2 received (40% returned)



SENSORY SUPPORT SERVICE AUDIT 2018 - Visually Impaired School Audit

12 Audits sent / 11 received (92% returned)

