




Do not scale from this drawing.
This drawing remains the copyright of Swandene
All materials specified must be used in accordance with the manufacturers
recommendations and all relevant current codes of practice.

rev	date	note
A	28.01.20	Elevations annotated and North sign added
B	29.01.20	Elevations annotation revised

KEY

-  POWDER FIRE EXTINGUISHER
-  SMOKE DETECTOR
-  9 LITRE WATER EXTINGUISHER



Ground Floor Layout as Proposed

PROJECT:

The Plough @ Altnick

TITLE:

Existing & Proposed Plans

SCALE:	DATE:	JOB:	DWG:	REV:
1:50	March 25	-	001	

swandene
COPYRIGHT

22 SEDLING ROAD
WEAR INDUSTRIAL ESTATE
WASHINGTON
TYNE & WEAR
NE38 9BZ

T + (0) 191 419 7320
F + (0) 191 416 5422
E info@swandene.com
W www.swandene.co.uk