










# Climate Change - Q4 2021/22

Indicator	Comment	Frequency	Result	Target	Status	Short Trend	Long Trend
Free Tree Planting Scheme (No of trees)	This is an estimate of total saplings given away as part of the free tree scheme. Due to spreadsheet mistakes there is likely to be some error around this number. We also handed out more saplings on the day to other people that wanted them from the spares (this likely amounted to 100 saplings/day - so another 500 given out very roughly) I have not added this to the figure above.	Annually	13,578	15,000			
Kerbside Glass Collection Scheme (tonnes of glass)	A total of 299.77 tonnes of glass was collected during the first year of the glass recycling trial (November 2020 - October 2021).	Annually	299.77	250			
NCC Carbon Dioxide Emissions (tCO2)	Carbon emissions are now calculated on a 6-monthly basis. As expected, Q1/2 emissions currently account for 40% of the annual target. Q3/4 emissions are expected to make up the larger proportion as energy use is higher over the winter months.	Biannually	11,405	11,200			
NCC EV Fleet Replacement (No eligible vehicles)	Delivery was expected 31st March 2021, but was not received until June 2021. Discussions and agreements for 19 further EV's are in progress with fleet users.	Annually	33	11	