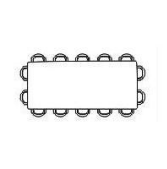
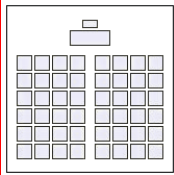
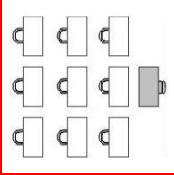
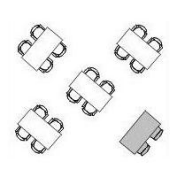
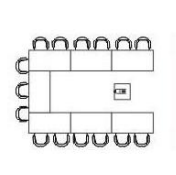


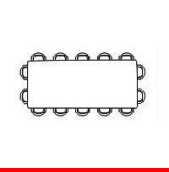
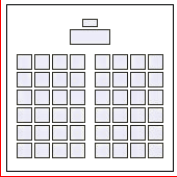
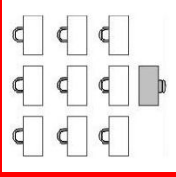
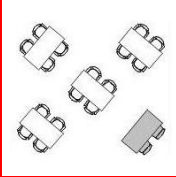
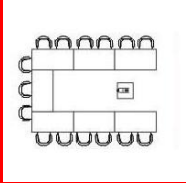


Meeting Room Layouts and Maximum Capacities 2015

Northumberland Fire and Rescue Service HQ, West Hartford

	BOARD ROOM 	THEATRE 	CLASS ROOM 	CAFÉ STYLE 	U SHAPE 
ALNWICK ROOM	16	20	8	12	12
FORD ROOM	14	20	8	12	12
DUNSTANBURGH ROOM	20	42	18	24	16
BAMBURGH ROOM	20	42	18	24	18
DUNSTANBURGH & BAMBURGH ROOMS	36	60	42	48	28
KIELDER ROOM	20	38 FIXED TOTAL 60	16	24	16

Pegswood Community Fire Station

	BOARD ROOM	THEATRE	CLASS ROOM	CAFÉ STYLE	U SHAPE
					
TWEED ROOM	20	60	8	12	18
WANSBECK ROOM	16	24	8	12	12