

How We Recycle GLASS Bottles and Jars


GLASS

DON'T BIN IT. BANK IT.

1 The recycling story starts when we buy food and drink in glass bottles and jars. But remember that some glass bottles are returnable, like milk and certain fizzy drinks. These bottles are made to be used over and over again, so give them back to the milkman or the shop where you bought them. Please recycle all other glass bottles and jars.




12 Special machines check the bottles to make sure they are all perfect. The bottles are then packed and taken to food and drinks manufacturers to be filled with some of our favourite things.



When empty they go back into the bottle bank and the recycling process starts all over again.



2 Remove all caps, tops, lids and metal foil otherwise they can cause contamination.




3 It helps if we can rinse out the glass containers we have collected. Unclean bottles and jars can be smelly and unpleasant to handle.



4 Depending on where you live, bottle banks can be large or small, round, square or hexagonal.



5 Put the bottles and jars into the correct colour compartment: green, brown or clear. Blue bottles should go in the green compartment.



6 Finally, make sure that the bottle bank site is left tidy. If there are no bins nearby, take your bag or box away and put it into the dustbin. Please be considerate - don't use bottle banks at night as that might disturb people living nearby.

SAVE ENERGY

When old bottles and jars are recycled to make new containers, less energy is used to melt the raw materials. This can save large amounts of energy. For every bottle recycled you save enough energy to run a television set for an hour and a half.

SAVE WASTE

Every bottle and jar saved in the bottle bank is one less for the dustman to collect and dispose of. Getting rid of our rubbish is expensive and we are fast running out of landfill sites.

SAVE RESOURCES

Recycling glass also means less raw materials have to be quarried from the countryside.

PROTECT THE ENVIRONMENT


Using recycled glass reduces industry emissions!



11 The new glass bottles move on a conveyor belt into a long oven which reheats them and then lets them cool slowly. This is called annealing and makes sure that the bottles stay strong in everyday use.



10 The recycled glass is now called cullet and is taken to a glass bottle making factory. It is heated in a furnace at a temperature of 1500°C. Molten glass is then drawn from the furnace, cut into pieces called gobs, dropped into a mould and blown into the shape of a bottle or jar. All by complex machines, controlled by computers.



9 At the glass treatment centre all the bottles and jars are crushed. Then magnets, giant vacuum cleaners and even lasers go over the glass to extract metal, ceramics and light materials like paper and plastics. Pieces of metal, plastics and stones can spoil the recipe for glass - so they must be removed.

8 When around 20 tonnes of glass have been collected - that's 60,000 bottles - lorries take the glass to the nearest glass treatment centre.

